

US00D776434S

(12) **United States Design Patent**
Kelso et al.

(10) **Patent No.:** **US D776,434 S**

(45) **Date of Patent:** **** Jan. 17, 2017**

(54) **CUSHIONED STRAP FOR CONCESSION TRAY**

D530,095 S *	10/2006	Herzberg	D3/327
D544,211 S *	6/2007	Herzberg	D3/327
D646,895 S *	10/2011	Nolan	D3/327
D734,742 S *	7/2015	Fujioka	D14/217
D741,067 S *	10/2015	Votel	D3/327

(71) Applicants: **Alex Kelso**, Neptune Beach, FL (US);
Scott Robeson, Neptune Beach, FL (US)

* cited by examiner

(72) Inventors: **Alex Kelso**, Neptune Beach, FL (US);
Scott Robeson, Neptune Beach, FL (US)

Primary Examiner — Holly Baynham
(74) *Attorney, Agent, or Firm* — Lawrence J. Gibney;
Mitchell R. Ghanele

(**) Term: **15 Years**

(57) **CLAIM**

The ornamental design for cushioned strap for concession tray, as shown and described.

(21) Appl. No.: **29/535,443**

DESCRIPTION

(22) Filed: **Aug. 6, 2015**

(51) **LOC (10) Cl.** **03-01**

(52) **U.S. Cl.**
USPC **D3/327**

(58) **Field of Classification Search**
USPC D3/318, 327
CPC A45F 3/04; A45F 3/02
See application file for complete search history.

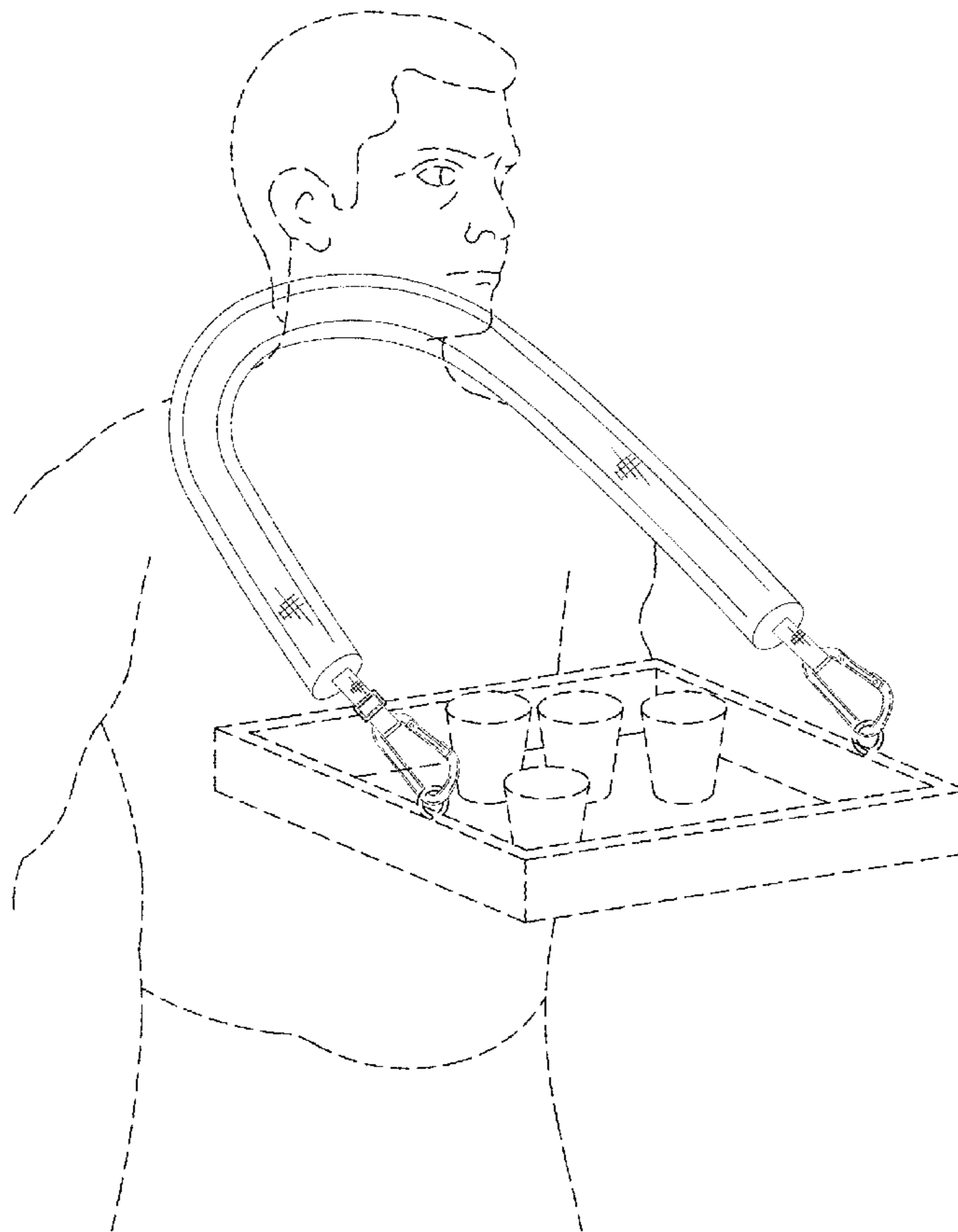
FIG. 1 is a top elevational view of the cushioned strap for concession tray showing my new design;
FIG. 2 is a bottom plan view thereof;
FIG. 3 is a front elevational view thereof;
FIG. 4 is a right side elevational view thereof;
FIG. 5 is a left side elevational view thereof;
FIG. 6 is an enlarged sectional view taken along line 6-6 of FIG. 1; and,
FIG. 7 is an environmental perspective view thereof.
The broken lines showing a human form, cups and concession tray are for the purposes of illustrating environment and form no part of the claimed design.

(56) **References Cited**

U.S. PATENT DOCUMENTS

4,915,278 A	4/1990	Smith
5,551,615 A	9/1996	McIntosh

1 Claim, 4 Drawing Sheets



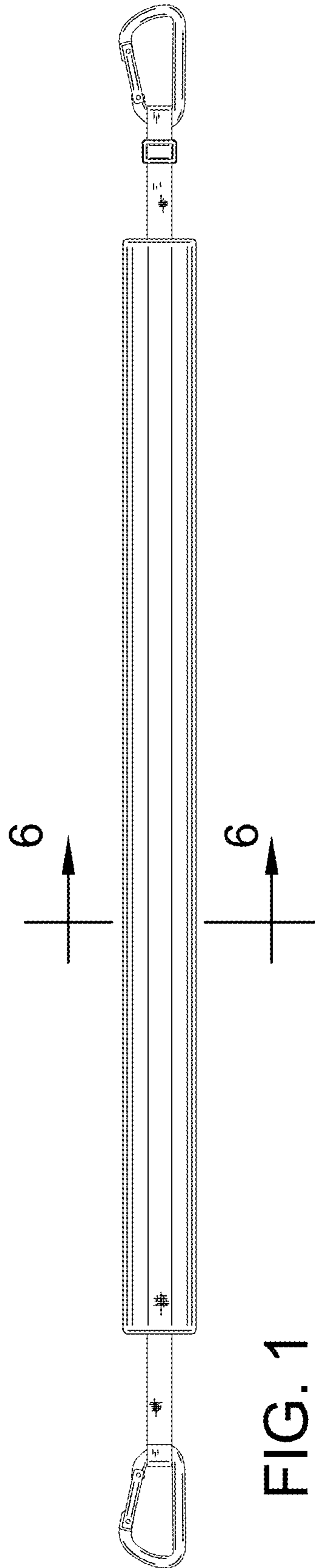


FIG. 1

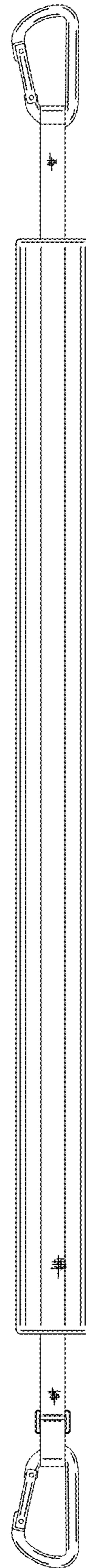


FIG. 2

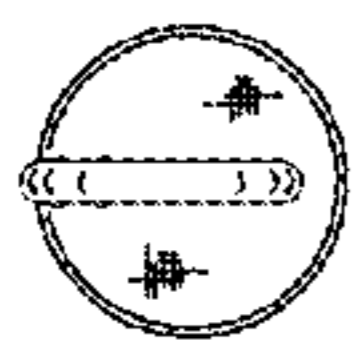


FIG. 3




FIG. 4




FIG. 5

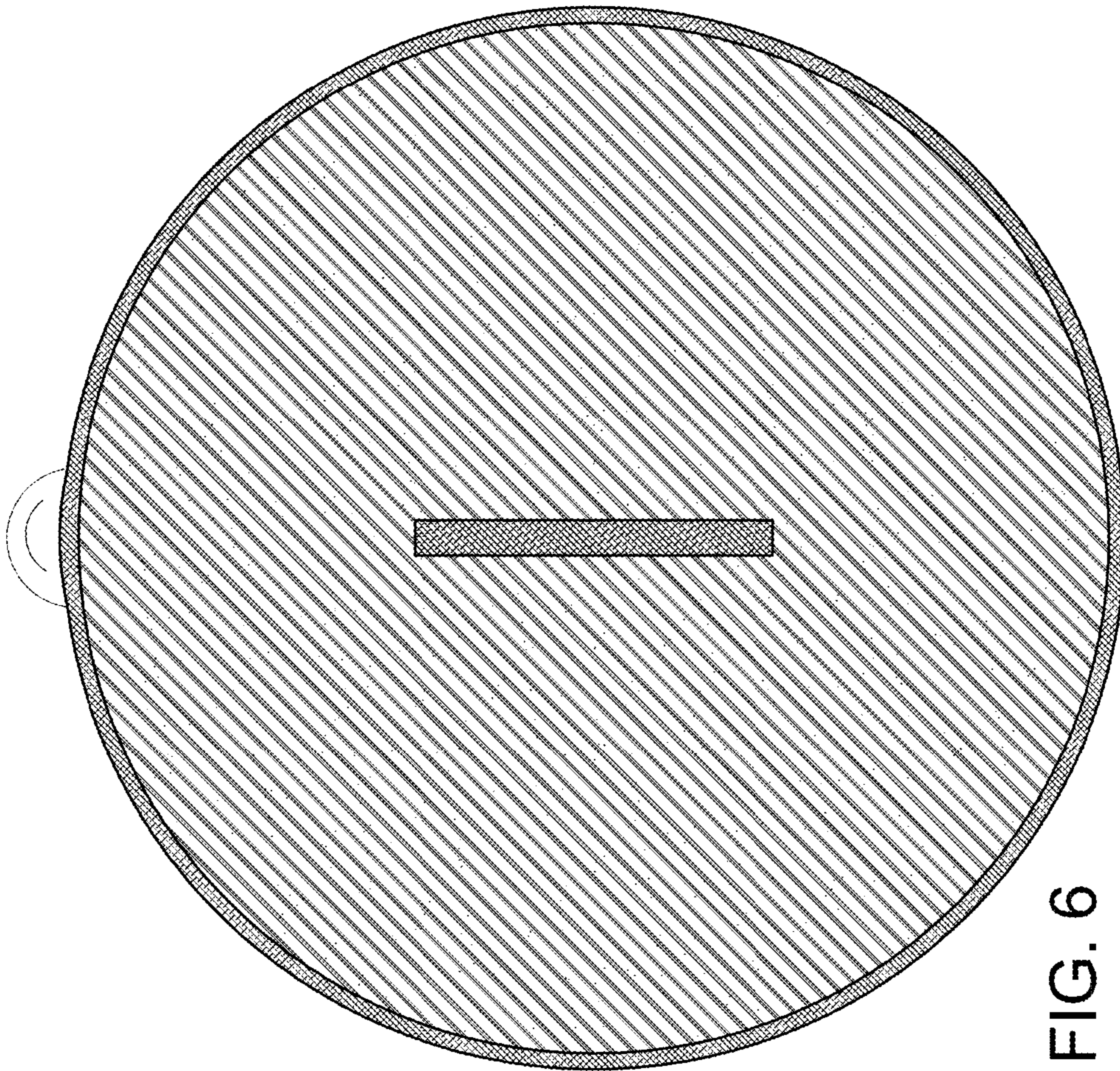


FIG. 6

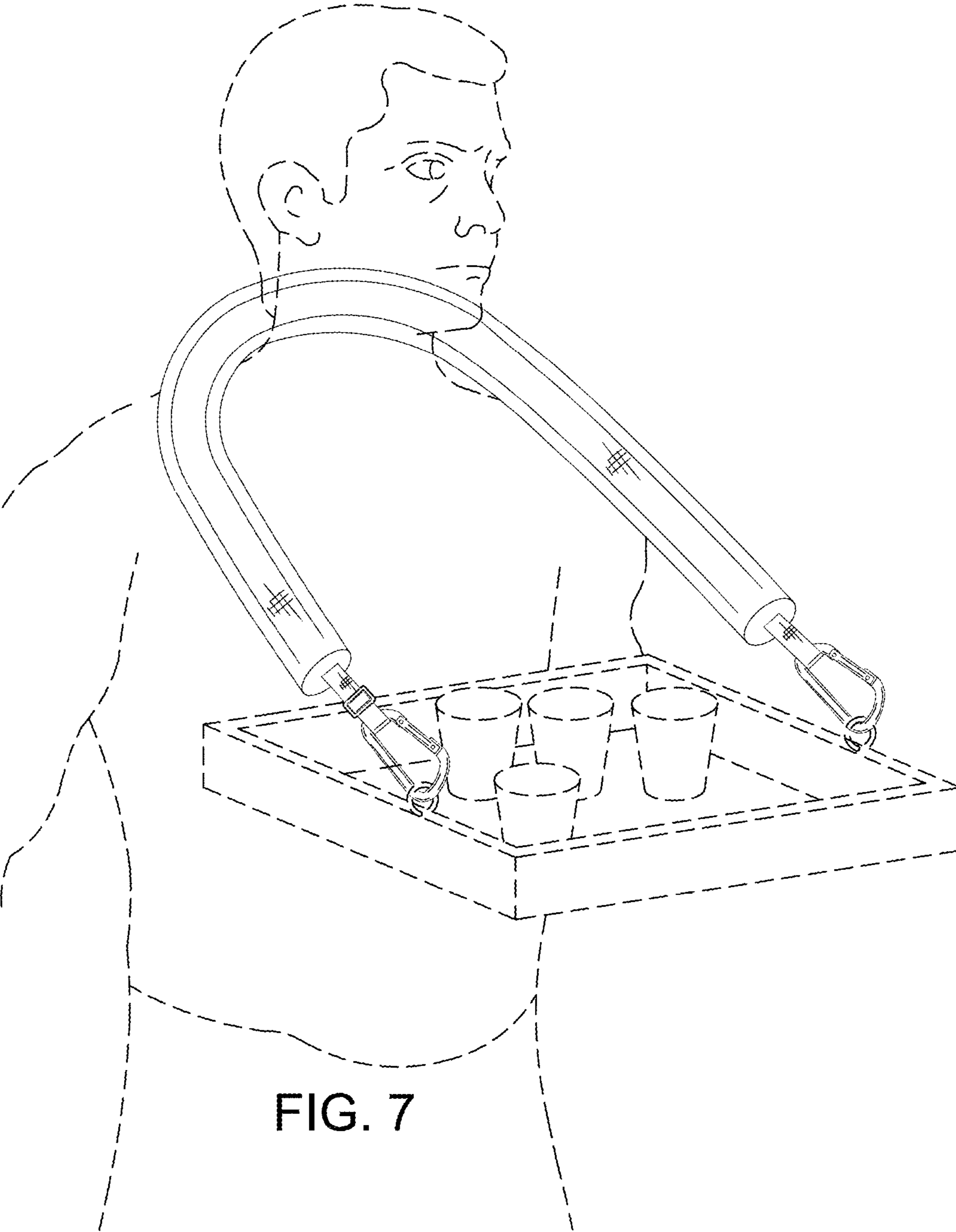


FIG. 7