



US00D776433S

(12) **United States Design Patent** (10) **Patent No.:** **US D776,433 S**
Ananian et al. (45) **Date of Patent:** **** Jan. 17, 2017**

(54) **LUGGAGE PANEL** D669,683 S * 10/2012 Caperon D3/232
8,459,422 B1 * 6/2013 Efron A45C 13/02
(71) Applicants: **Denise A. Ananian**, Visalia, CA (US); 190/109
Pamela Stepanian, Selma, CA (US) 8,636,123 B2 * 1/2014 Santy A45C 5/14
16/114.1

(72) Inventors: **Denise A. Ananian**, Visalia, CA (US); * cited by examiner
Pamela Stepanian, Selma, CA (US)

(**) Term: **15 Years**

Primary Examiner — Holly Baynham
(74) *Attorney, Agent, or Firm* — Richard A. Ryan

(21) Appl. No.: **29/544,933**

(57) **CLAIM**

(22) Filed: **Nov. 7, 2015**

The ornamental design for a luggage panel, as shown and described.

(51) **LOC (10) Cl.** **03-01**

(52) **U.S. Cl.**
USPC **D3/321**

DESCRIPTION

(58) **Field of Classification Search**
USPC D3/321, 273
CPC A45C 5/02; A45C 5/15; A45C 13/02;
B65D 85/18
See application file for complete search history.

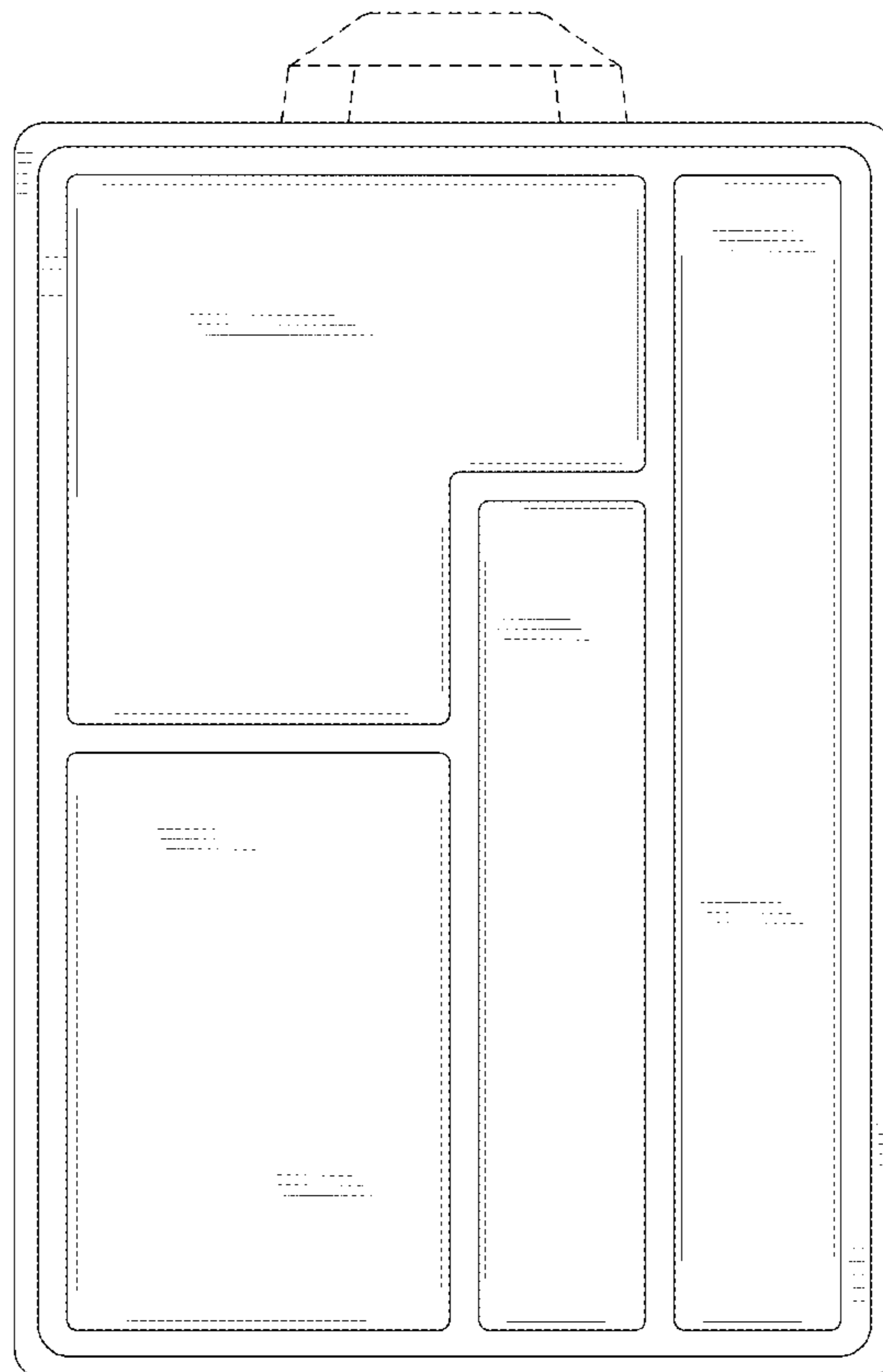
FIG. 1 is a front elevation view of the luggage panel of the present invention showing the Applicant's new design; FIG. 2 is a back elevation view of the luggage panel of FIG. 1; FIG. 3 is a right side view of the luggage panel of FIG. 1; FIG. 4 is a left side view of the luggage panel of FIG. 1; FIG. 5 is a top plan view of the luggage panel of FIG. 1; and, FIG. 6 is a bottom plan view of the luggage panel of FIG. 1.
The broken lines showing the strap are for the purposes of illustrating environment and form no part of the claimed design.

(56) **References Cited**

U.S. PATENT DOCUMENTS

D328,391 S * 8/1992 Pulichino, Jr. D3/286
5,439,154 A * 8/1995 Delligatti A45C 9/00
150/106
D385,115 S * 10/1997 Earl D3/321
6,481,574 B1 * 11/2002 Pakosh A45C 5/02
190/107

1 Claim, 4 Drawing Sheets






FIG. 1

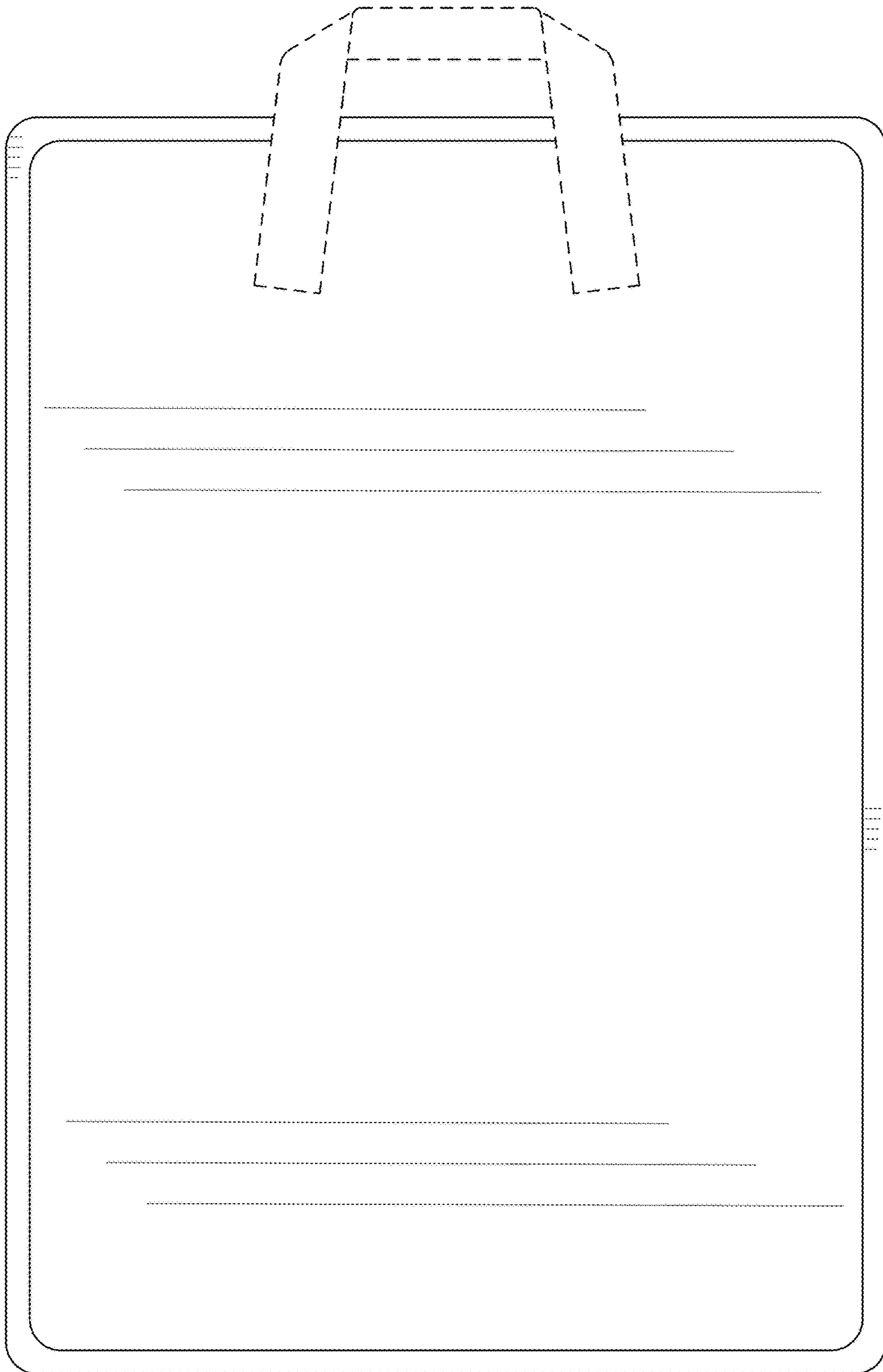


FIG. 2




FIG. 3




FIG. 4




FIG. 5

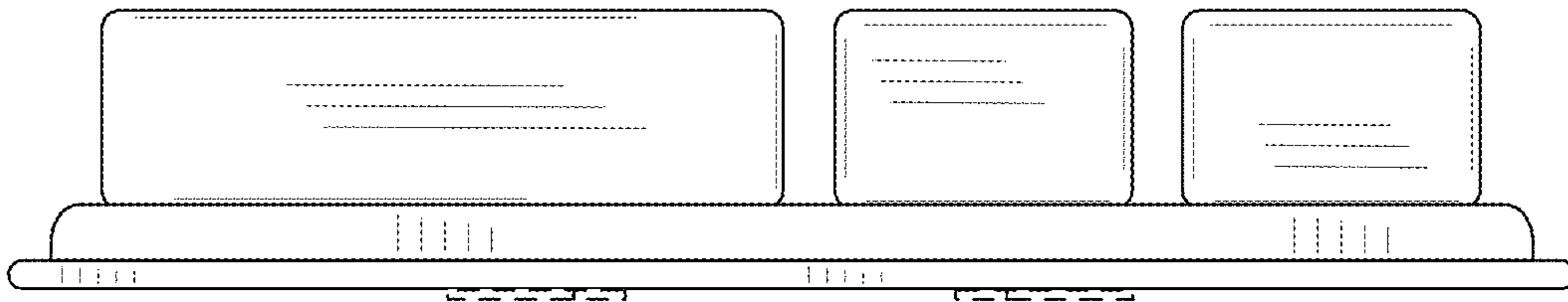


FIG. 6