



US00D776426S

(12) **United States Design Patent**
Smith

(10) **Patent No.:** **US D776,426 S**

(45) **Date of Patent:** **** Jan. 17, 2017**

(54) **CARD HOLDER**

(71) Applicant: **Christopher P. Smith**, Strafford, PA
(US)

(72) Inventor: **Christopher P. Smith**, Strafford, PA
(US)

(**) Term: **14 Years**

(21) Appl. No.: **29/521,007**

(22) Filed: **Mar. 19, 2015**

(51) **LOC (10) Cl.** **03-01**

(52) **U.S. Cl.**

USPC **D3/247**

(58) **Field of Classification Search**

USPC D3/247, 249–253

CPC A45C 1/024; A45C 3/06

See application file for complete search history.

(56) **References Cited**

U.S. PATENT DOCUMENTS

- D314,865 S * 2/1991 Tuisku D3/247
- D431,719 S * 10/2000 Mucarquer D3/247
- D470,657 S * 2/2003 Kawamura D11/216

- D509,955 S * 9/2005 Williams D3/247
- D718,932 S * 12/2014 Gross D3/247
- D719,350 S * 12/2014 Daoura D3/247
- D723,800 S * 3/2015 Ziegler D3/247
- D728,230 S * 5/2015 Oas D3/247

* cited by examiner

Primary Examiner — Holly Baynham

(74) *Attorney, Agent, or Firm* — Fox Rothschild LLP

(57) **CLAIM**

I claim the ornamental design for a card holder, as shown.

DESCRIPTION

FIG. 1 is an isometric view of the top and the left side of the card holder.

FIG. 2 is a perspective view of the front and the top of the card holder.


FIG. 3 is a perspective view of the top and the rear of the card holder.

FIG. 4 is a plan view of the top of the card holder.

FIG. 5 is a perspective view of the top and the left side of the card holder; and,

FIG. 6 is a plan view of the bottom of the card holder.

1 Claim, 5 Drawing Sheets



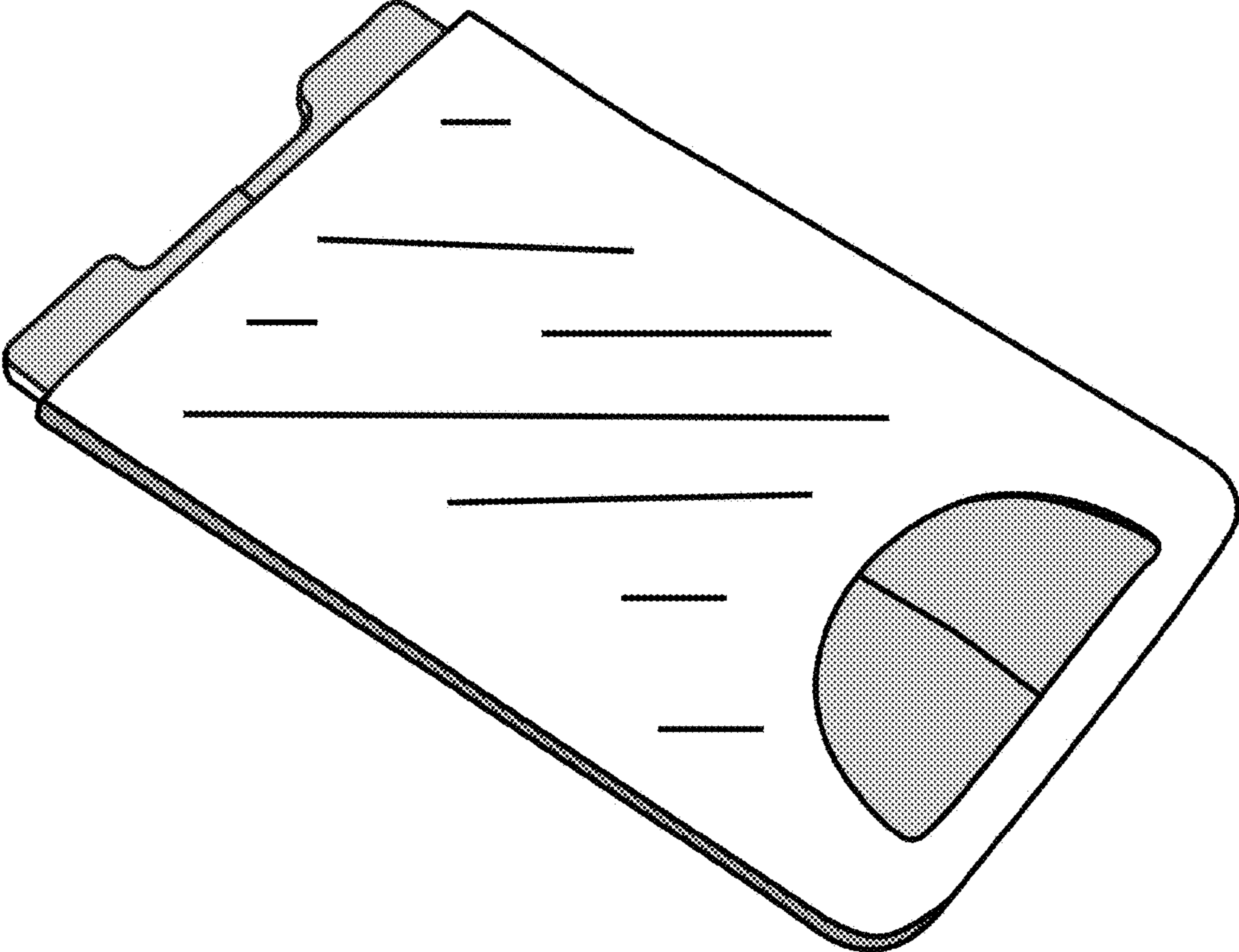


Fig. 1

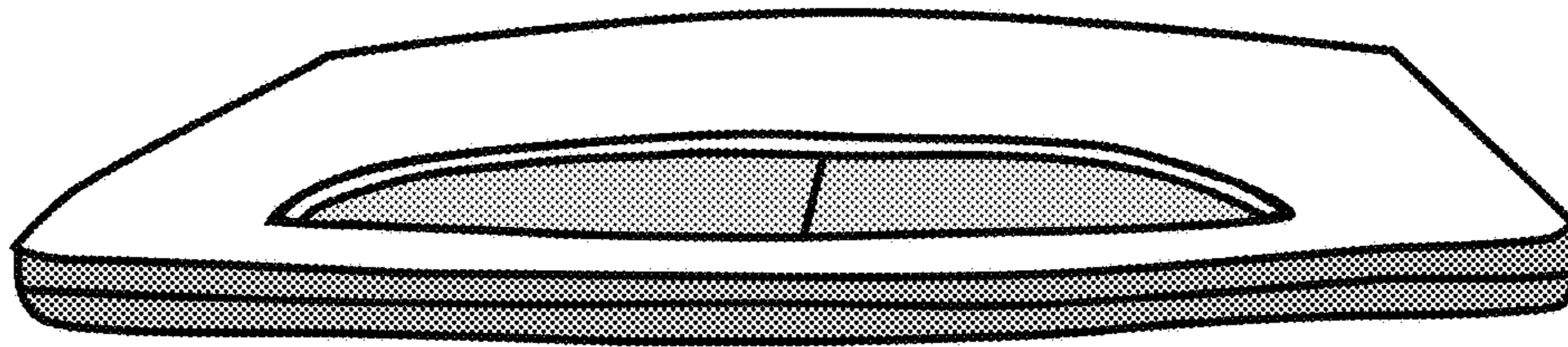


Fig. 2

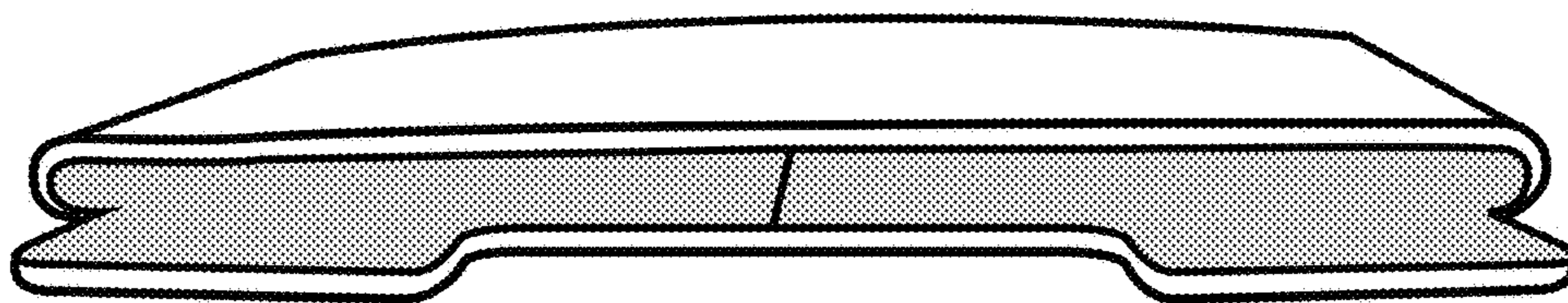


Fig. 3

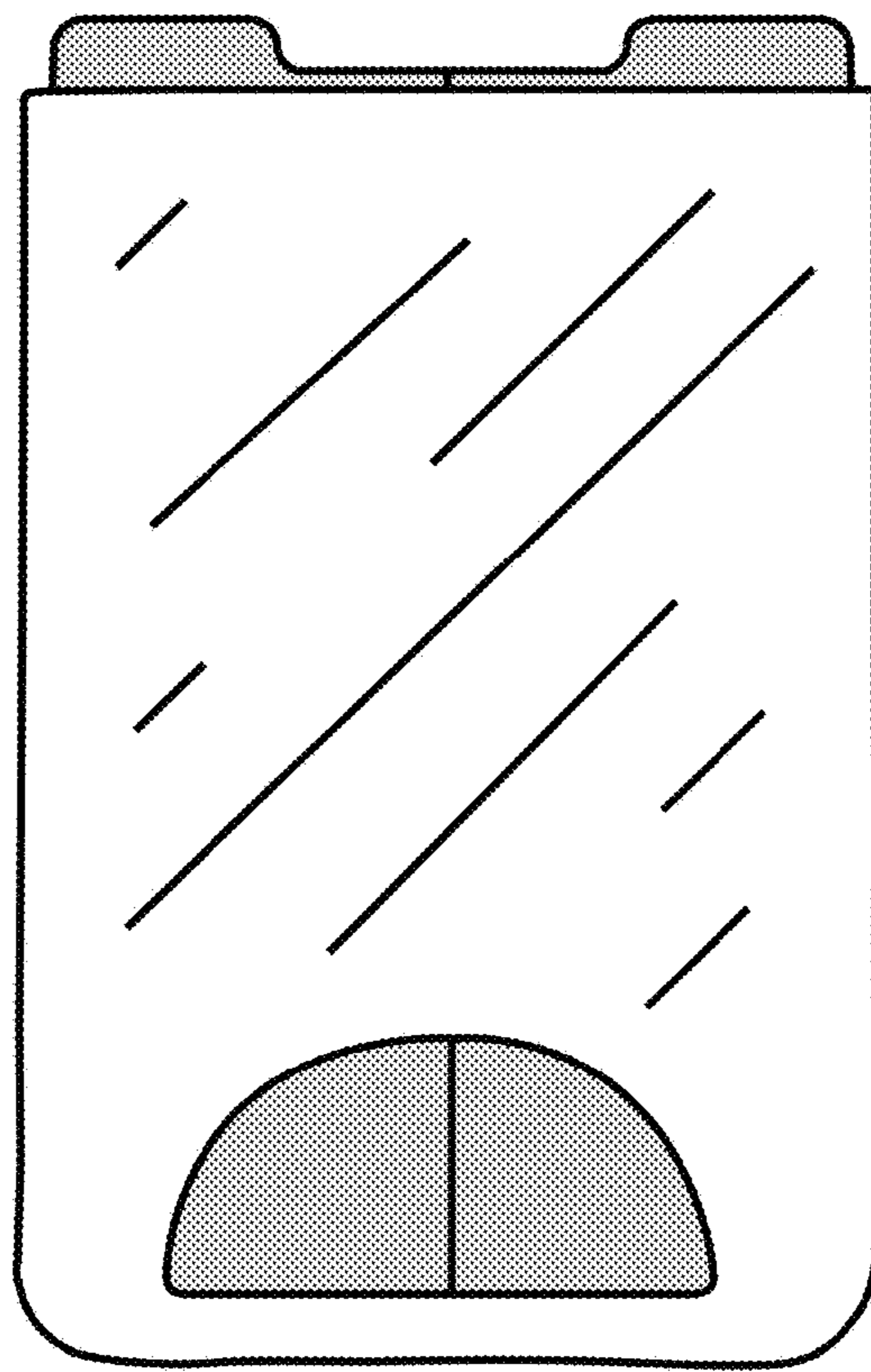


Fig. 4




Fig. 5




Fig. 6