



US00D776422S

(12) **United States Design Patent**
Moore

(10) **Patent No.:** **US D776,422 S**
(45) **Date of Patent:** **** Jan. 17, 2017**

(54) **ATHLETIC SOCK TOP**
(71) Applicant: **Wencelaus Mary Moore**, Valencia, CA (US)
(72) Inventor: **Wencelaus Mary Moore**, Valencia, CA (US)
(**) Term: **14 Years**
(21) Appl. No.: **29/513,193**
(22) Filed: **Dec. 29, 2014**
(51) **LOC (10) Cl.** **02-04**
(52) **U.S. Cl.**
USPC **D2/980**
(58) **Field of Classification Search**
USPC D2/704, 712-713, 731-733, 738, D2/742-744, 901, 980-994
CPC A41B 11/00; A41B 11/001; A41B 11/003; A41B 11/005; A41B 11/01; A41B 11/02; A41B 2300/00; A41B 2300/35; A41B 2300/52; A41B 11/14; A41B 11/12; A41B 11/002; A41B 11/004; A41B 11/006; A41B 11/007; A41B 11/008; A41B 11/04; A41B 11/06; A41B 11/08; A61F 13/064; A61F 13/068; D04B 1/18; D04B 1/22; D04B 1/26; D04B 1/108; D04B 9/46; D04B 9/48; D04B 9/50; D04B 9/52; D04B 9/56; D04B 1/243; D04B 9/54; A43B 3/0078; A43B 3/003; A43B 7/00; A43B 7/005; A43B 7/06; A43B 7/08; A43B 7/082; A43B 7/084; A43B 7/085; A43B 9/04; A41F 11/146; A41F 11/00

See application file for complete search history.

(56) **References Cited**

U.S. PATENT DOCUMENTS

D43,251 S * 11/1912 Brandt D2/894
1,076,031 A * 10/1913 Gamble A41D 1/08
2/228

1,296,442 A * 3/1919 Thompson A41B 11/12
2/240
1,330,315 A * 2/1920 Hagan A41B 11/06
2/239
D78,817 S * 6/1929 Ischinger D2/994
2,129,291 A * 9/1938 Voorhis A41F 11/16
2/240
2,130,552 A * 9/1938 Kuhn A41F 9/02
2/237
2,276,686 A * 3/1942 Chevalier A43B 9/04
36/17 R
2,277,012 A * 3/1942 Blount A41B 11/12
2/240
2,416,040 A * 2/1947 Armstrong D04B 9/54
2/239
2,643,389 A * 6/1953 Wegner A41D 20/00
2/170

(Continued)

Primary Examiner — Catherine Tuttle
Assistant Examiner — Mary Malley
(74) *Attorney, Agent, or Firm* — Dunlap Bennett & Ludwig PLLC

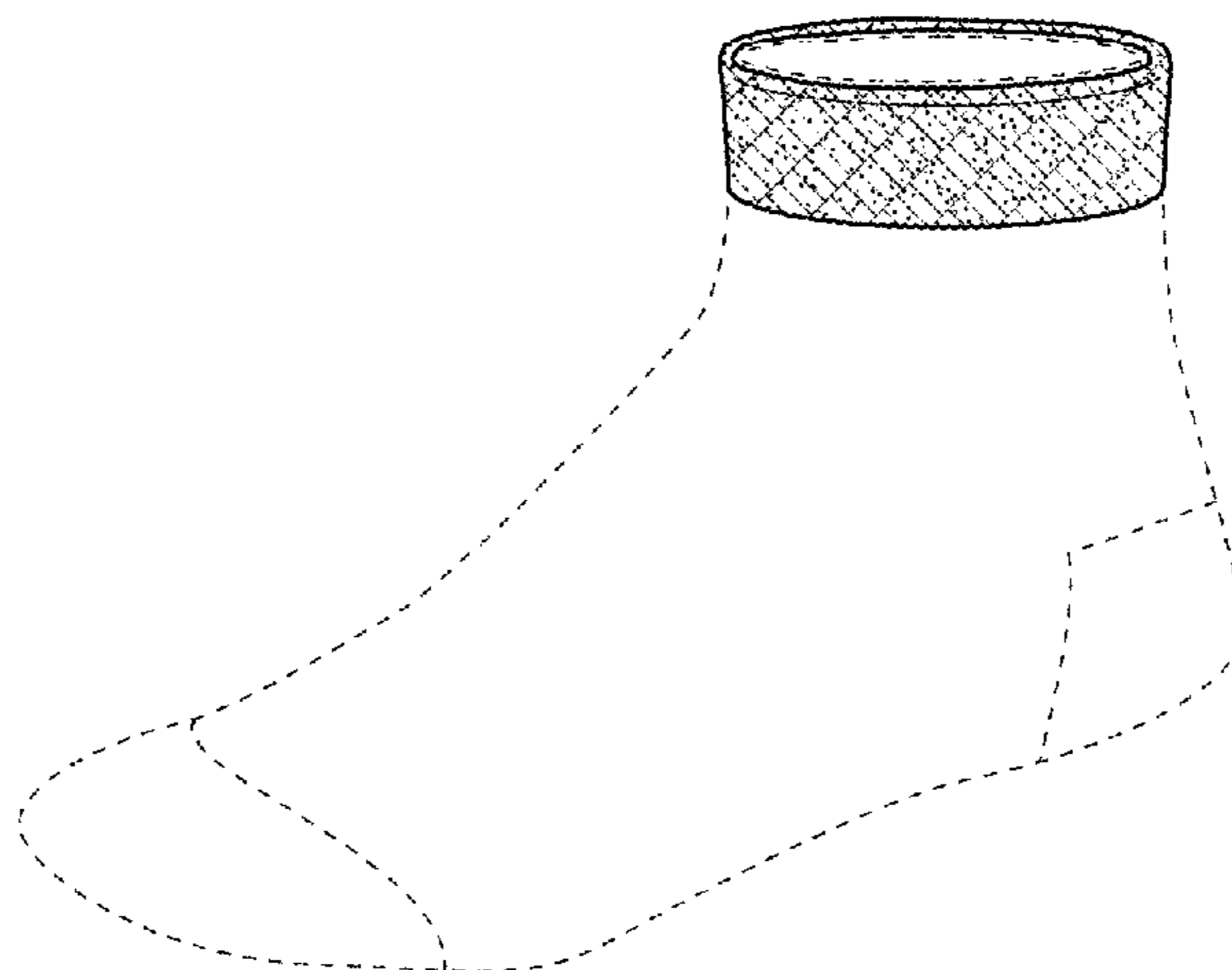
(57) **CLAIM**

The ornamental design for an athletic sock top, as shown and described.

DESCRIPTION

FIG. 1 is a top front perspective view of an athletic sock top; FIG. 2 is a front elevation view thereof; the rear elevation view being a mirror image thereof; FIG. 3 is a left side elevation view thereof; the right side elevation view being a mirror image thereof; and, FIG. 4 is a top elevation view thereof; the bottom plan view being a mirror image thereof. The broken lines shown represent unclaimed subject matter and form no part of the claimed design.

1 Claim, 1 Drawing Sheet



(56)

References Cited

U.S. PATENT DOCUMENTS

2,977,782	A *	4/1961	Sheek	A41B 11/12 2/DIG. 9
3,184,758	A *	5/1965	Hirsch	A61F 11/06 2/209
D253,856	S	1/1980	Cline et al.	
D259,220	S *	5/1981	Small	2/170
D287,366	S	12/1986	Hagen	
4,958,388	A	9/1990	Madden, III	
D435,167	S	12/2000	Covington	
D495,131	S	8/2004	Mavis et al.	
D512,829	S	12/2005	Viveros et al.	
D546,550	S	7/2007	Viveros et al.	
D596,839	S	7/2009	Badamo	
D670,073	S *	11/2012	Ebani	D2/921
D696,839	S *	1/2014	Harris	D2/739
2011/0072557	A1 *	3/2011	Longendyke	A43B 3/163 2/239
2014/0053320	A1 *	2/2014	Hasan	A41B 11/02 2/239
2014/0276321	A1 *	9/2014	Sellitto	A61F 5/0127 602/29
2015/0359267	A1 *	12/2015	Lappin	A41B 9/06 450/7

* cited by examiner

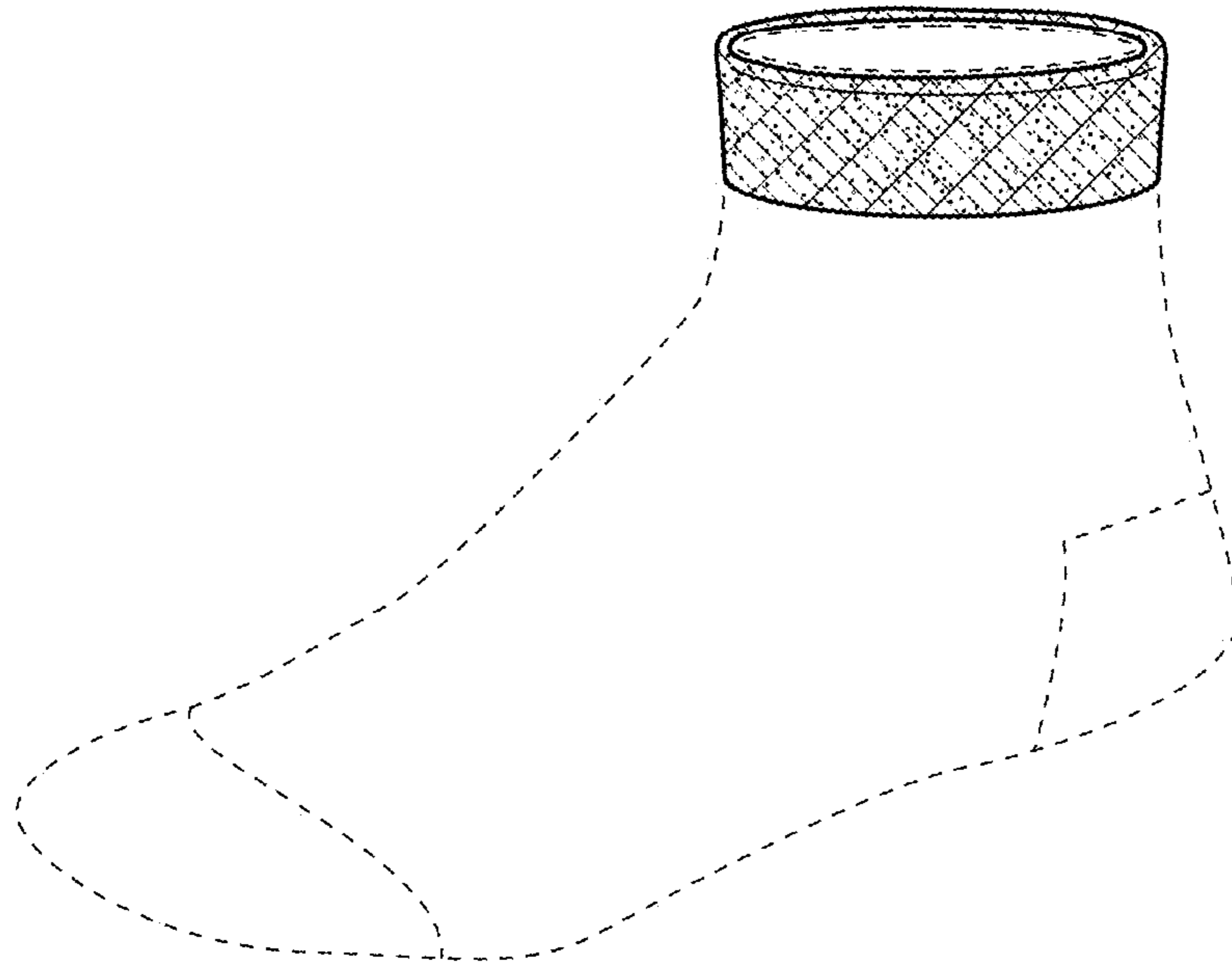


FIG. 1



FIG. 2

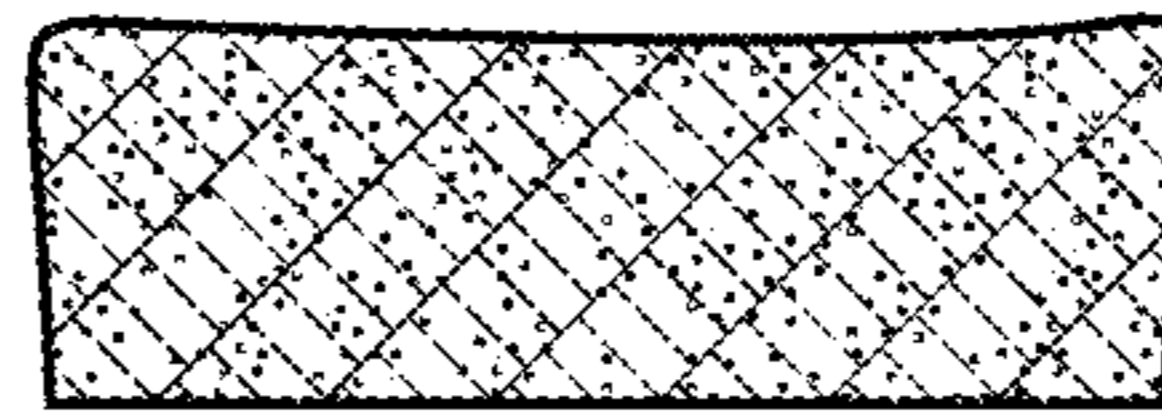


FIG. 3




FIG. 4