



US00D776419S

(12) **United States Design Patent**
VanHook

(10) **Patent No.:** **US D776,419 S**
(45) **Date of Patent:** **** Jan. 17, 2017**

(54) **SHOE UPPER**

(71) Applicant: **NIKE, Inc.**, Beaverton, OR (US)

(72) Inventor: **Nathan VanHook**, Beaverton, OR (US)

(73) Assignee: **NIKE, Inc.**, Beaverton, OR (US)

(**) Term: **15 Years**

(21) Appl. No.: **29/528,631**

(22) Filed: **May 29, 2015**

(51) **LOC (10) Cl.** **02-99**

(52) **U.S. Cl.**

USPC **D2/973**; D2/947

(58) **Field of Classification Search**

USPC D2/902, 906-908, 944, 946, 947, 951,
D2/952, 956, 969, 972-974

CPC ... A43B 13/181; A43B 13/141; A43B 13/186;
A43B 13/188; A43B 23/00; A43B 23/02;
A43B 5/00; A43B 23/26; A43B 1/04;
A43B 11/14; A43B 7/00; A43C
1/00; A43C 11/00

See application file for complete search history.

(56) **References Cited**

U.S. PATENT DOCUMENTS

D132,351 S	*	5/1942	Boothby	D2/973
D296,035 S		6/1988	Le		
D317,076 S	*	5/1991	Skinner	D2/947
D378,242 S		3/1997	Smith		
D379,861 S	*	6/1997	Wunsch	D2/947
D381,800 S		8/1997	Greene		
D392,794 S		3/1998	Greene		
D397,544 S	*	9/1998	Egelja	D2/902
D413,721 S		9/1999	Roth		
D426,945 S	*	6/2000	Edwards	D2/951
D447,860 S		9/2001	Matis et al.		
D450,914 S	*	11/2001	Wilson	D2/956
D473,367 S	*	4/2003	Wilson	D2/947
D495,128 S		8/2004	Avar		

D514,302 S	2/2006	Young	
D516,291 S	3/2006	Young	
D518,284 S	4/2006	Chen	
D519,726 S	5/2006	Duclos	
D520,725 S	5/2006	Duclos	
D523,619 S	6/2006	Mermet	
D540,522 S	4/2007	Lotti	
D580,155 S	11/2008	Banik	
D583,541 S	12/2008	Alfaro	
D594,639 S	6/2009	Alfaro	
D607,188 S	1/2010	Teteriatnikov	
D613,934 S	4/2010	Taylor	
D614,837 S	5/2010	Teteriatnikov	
D619,793 S	7/2010	Raysse	
D621,142 S	8/2010	Teteriatnikov	
D628,369 S	* 12/2010	Teteriatnikov D2/947

(Continued)

OTHER PUBLICATIONS

Nike Footwear Catalog, 2014 Fall Core Performance Footwear Final Low, p. 59, published Nov. 1, 2013, NIKE, Inc., USA.

Primary Examiner — Dominic Simone

(74) *Attorney, Agent, or Firm* — Banner & Witcoff, Ltd.

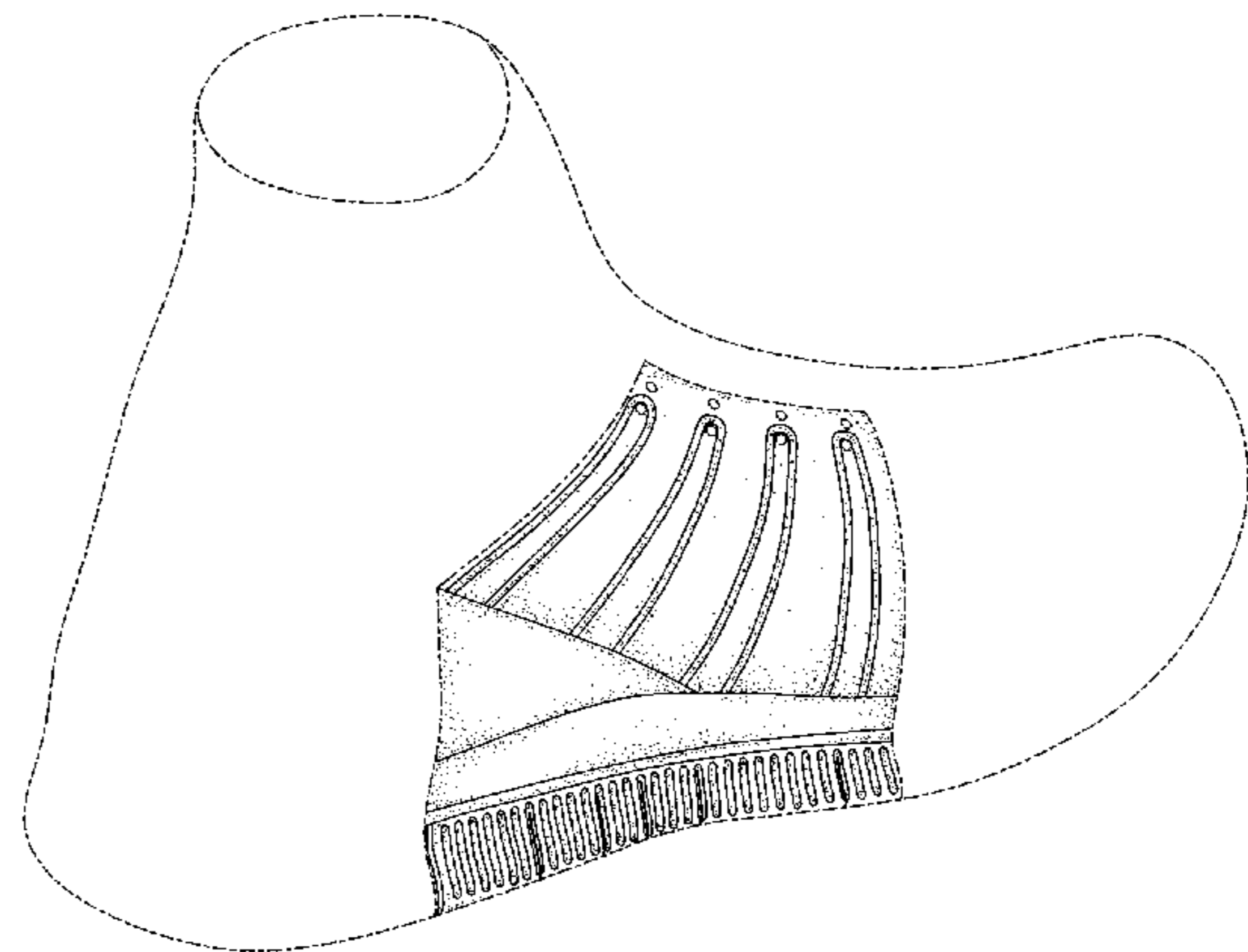
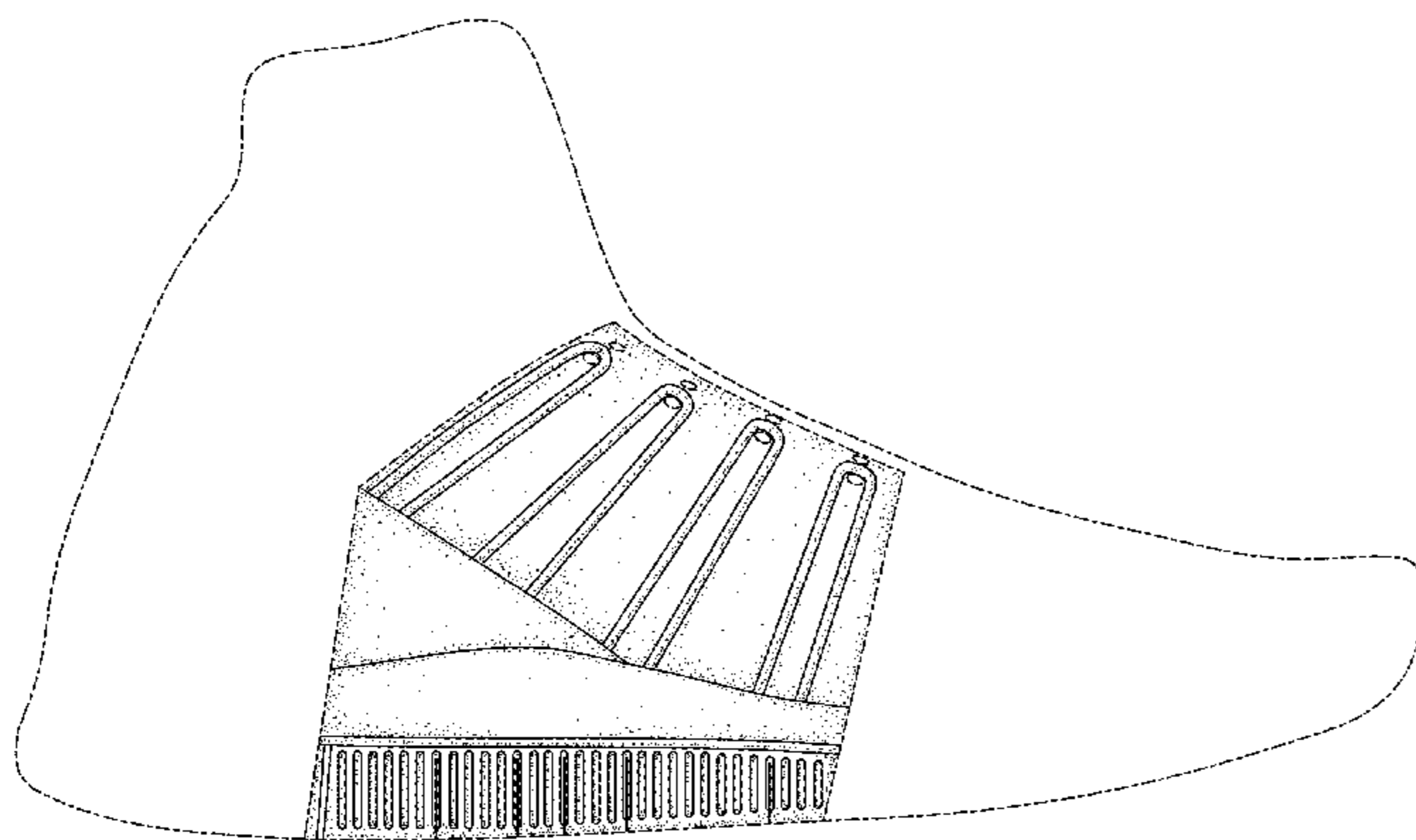
(57) **CLAIM**

The ornamental design for a shoe upper, as shown and described.

DESCRIPTION

FIG. 1 is a front perspective view of a shoe upper showing my new design;
FIG. 2 is a side view thereof; and,
FIG. 3 is a rear perspective view thereof.
The broken line immediately surrounding the shaded area represents a disclaimed outer perimeter boundary of the design. The broken lines showing the remainder of the shoe are for environmental purposes only and form no part of the claimed design.

1 Claim, 3 Drawing Sheets



(56)

References Cited

U.S. PATENT DOCUMENTS

D643,603 S	8/2011	Teteriatnikov	
D694,512 S	12/2013	James	
D700,425 S	3/2014	Fogg	
D700,767 S	3/2014	Parrett	
D707,027 S	6/2014	Shaffer	
D707,028 S	6/2014	Parker et al.	
D707,033 S	6/2014	Shaffer	
D707,955 S	7/2014	Petrie	
D710,591 S	8/2014	Mervar	
D712,132 S *	9/2014	O'Connor	D2/972
D715,038 S	10/2014	Dolce	
D715,531 S *	10/2014	Cochrane	D2/973
D717,029 S	11/2014	Young	
D718,039 S *	11/2014	McMillan	D2/973
D718,040 S	11/2014	Miner	
D723,778 S	3/2015	Miner	
D723,779 S	3/2015	Miner	
D723,780 S	3/2015	Miner	
D723,781 S	3/2015	Miner	
D723,782 S	3/2015	Miner	
D723,783 S	3/2015	Miner	
D723,785 S	3/2015	Miner	
D725,356 S *	3/2015	Miner	D2/947
D725,359 S *	3/2015	Miner	D2/947
D737,557 S *	9/2015	Miner	D2/947
D740,539 S *	10/2015	Yun	D2/972

* cited by examiner

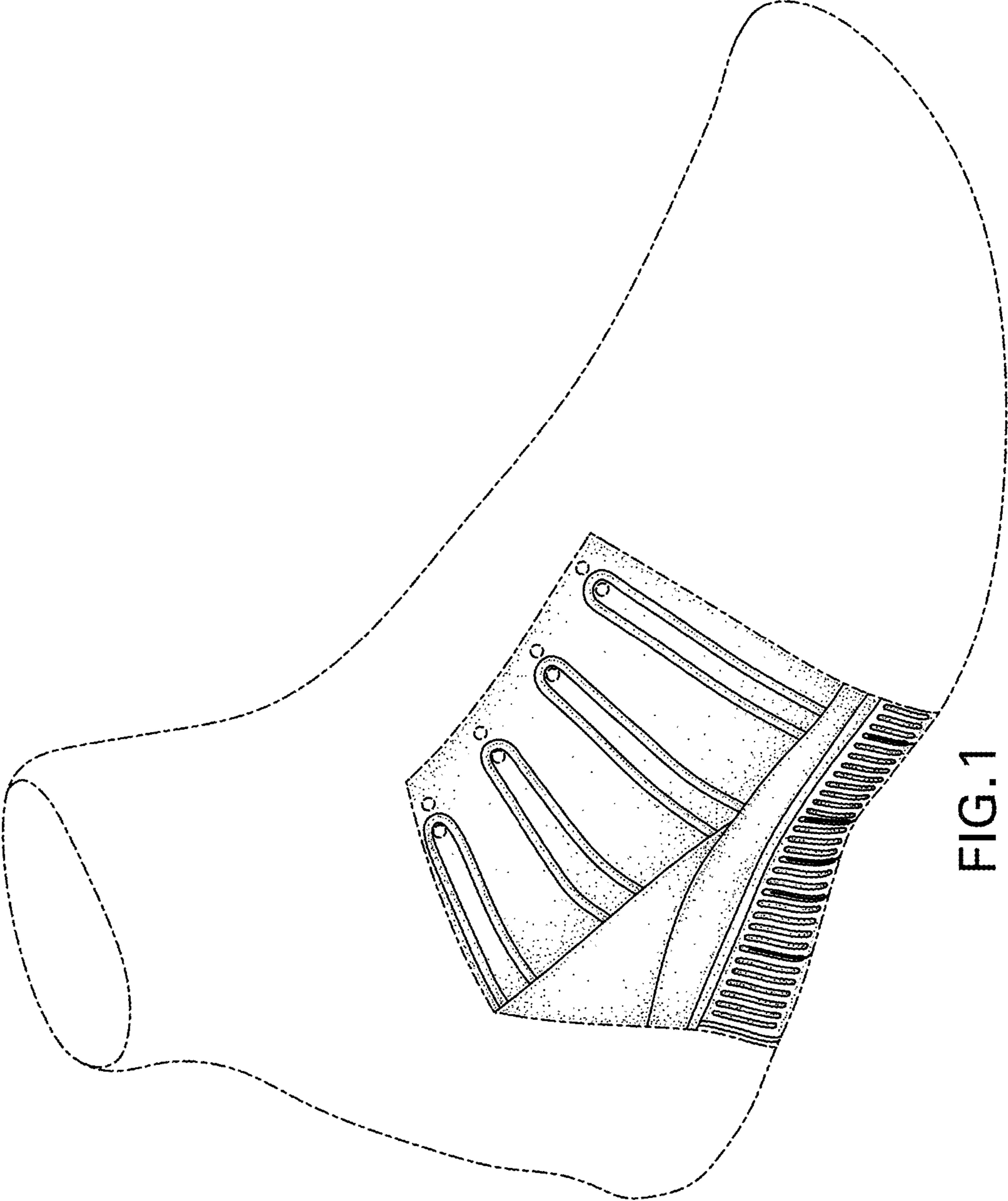


FIG. 1

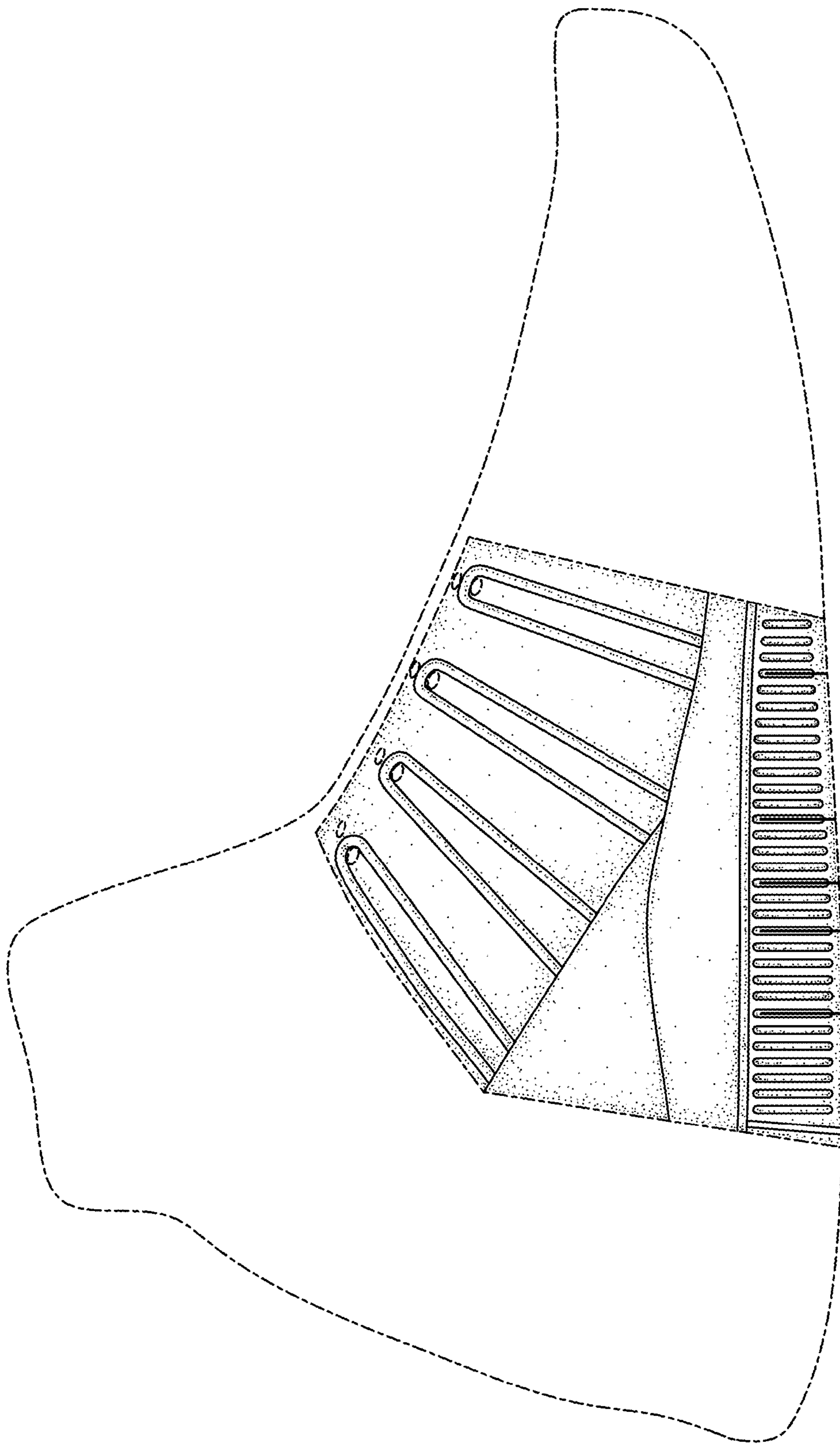


FIG.2

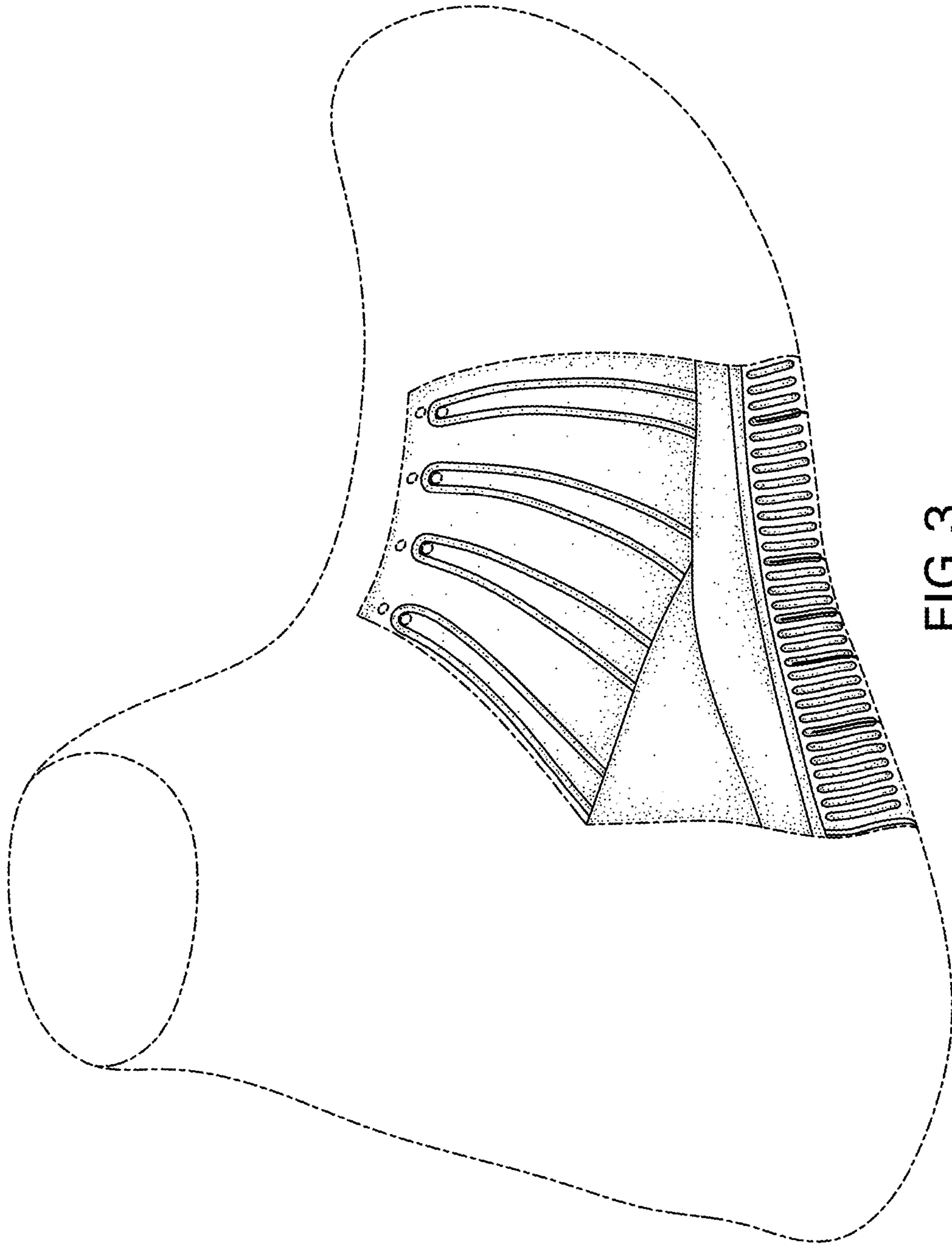


FIG. 3