



US00D776416S

(12) **United States Design Patent** (10) **Patent No.:** **US D776,416 S**
Gerig (45) **Date of Patent:** **** Jan. 17, 2017**

(54) **SHOE UPPER**
(71) Applicant: **NIKE, Inc.**, Beaverton, OR (US)
(72) Inventor: **Kristina Gerig**, Portland, OR (US)
(73) Assignee: **NIKE, Inc.**, Beaverton, OR (US)
(**) Term: **15 Years**
(21) Appl. No.: **29/528,671**

D515,302 S 2/2006 Gillespie
D516,287 S * 3/2006 Fontanarosa D2/972
D522,735 S * 6/2006 Mermet D2/972
D524,026 S 7/2006 McDowell
D527,175 S 8/2006 Lee
D529,277 S 10/2006 Roulo
D536,519 S 2/2007 Caine
D540,025 S 4/2007 Shaffer
D544,216 S * 6/2007 Prestridge D5/47
D544,695 S 6/2007 Rasmussen
D568,595 S 5/2008 Hart
D572,440 S 7/2008 Polegato Moretti

(Continued)

(22) Filed: **May 29, 2015**
(51) **LOC (10) Cl.** **02-04**
(52) **U.S. Cl.**
USPC **D2/972**; D2/969
(58) **Field of Classification Search**
USPC D2/902, 906-908, 944, 969, 970,
D2/972-974; D5/47, 49, 53, 56, 60
CPC A43B 1/04; A43B 1/14; A43B 23/00;
A43B 23/0245; A43B 23/04; A43B 3/04;
A43B 3/06; A43B 5/00; A43B
5/06; A43B 5/10; A43B 7/34
See application file for complete search history.

OTHER PUBLICATIONS

Nike Footwear Catalog, 2015 Summer Men's Performance Footwear, p. 5, published Aug. 1, 2014, NIKE, Inc., USA.

Primary Examiner — Celia Murphy
Assistant Examiner — Clare Ann Gannon
(74) *Attorney, Agent, or Firm* — Banner & Witcoff, Ltd.

(57) **CLAIM**

The ornamental design for a shoe upper, as shown and described.

(56) **References Cited**

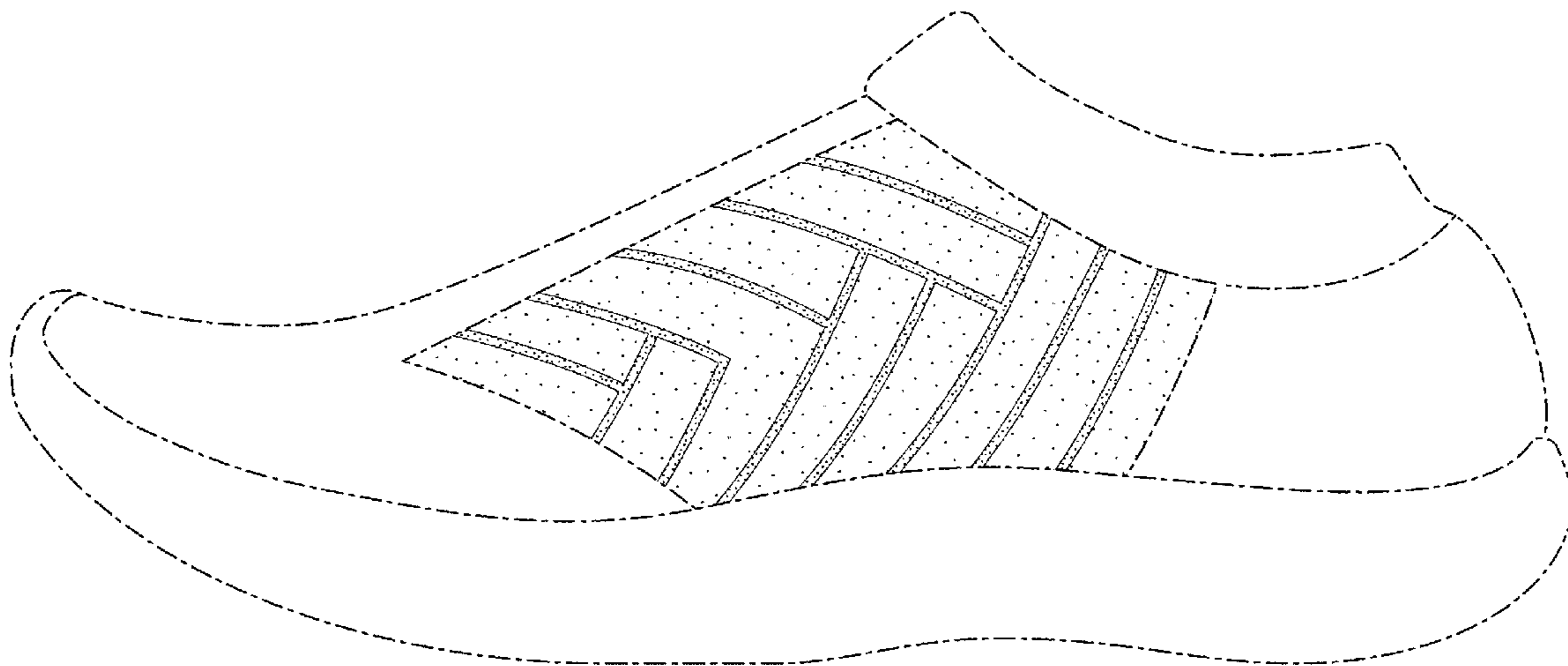
U.S. PATENT DOCUMENTS

D12,820 S * 3/1882 Dobbin D5/60
D171,433 S * 2/1954 Bloomberg D5/53
D266,968 S 11/1982 Railton
D338,549 S * 8/1993 Stubblefield D2/969
D446,640 S 8/2001 Estey
D461,951 S 8/2002 Hlavacs
D475,519 S 6/2003 Morris
D475,523 S 6/2003 McDowell
D485,430 S 1/2004 McDowell
D495,865 S 9/2004 Lee
D501,986 S 2/2005 Lotti
D507,865 S 8/2005 McDowell
D509,350 S * 9/2005 Holmes D2/972
D513,856 S 1/2006 Fullum
D515,301 S 2/2006 Gillespie

DESCRIPTION

FIG. 1 is a front perspective view of a shoe upper showing my new design;
FIG. 2 is a side view thereof; and,
FIG. 3 is a rear perspective view thereof.
The broken line immediately adjacent to the perimeter of the shaded area represents an unclaimed boundary of the design. The contrast in shading represents a contrast in appearance only and does not represent any particular color, material, texture or finish. The broken lines showing the remainder of the shoe are for environmental purposes only and form no part of the claimed design.

1 Claim, 3 Drawing Sheets



(56)

References Cited

U.S. PATENT DOCUMENTS

D638,621	S *	5/2011	Mayden	D2/972
D649,767	S *	12/2011	Petrie	D2/972
D650,570	S *	12/2011	Luedecke	D2/972
D671,734	S *	12/2012	Petrie	D2/972
D681,932	S *	5/2013	Parrett	D2/972
D682,535	S	5/2013	Dekovic	
D683,532	S *	6/2013	O'Connor	D2/972
D689,685	S *	9/2013	Chang	D2/972
D707,030	S *	6/2014	Miner	D2/972
D707,031	S	6/2014	Chang	
D708,433	S *	7/2014	O'Connor	D2/972
D719,337	S *	12/2014	Miner	D2/972
D743,686	S *	11/2015	Caron	D2/972
2002/0178610	A1 *	12/2002	Cheng	A43B 23/024 36/3 A
2003/0089000	A1 *	5/2003	Tseng	A43B 1/00 36/45
2005/0268497	A1 *	12/2005	Alfaro	A43B 1/0027 36/136
2006/0059715	A1 *	3/2006	Aveni	A43B 7/08 36/45
2014/0137965	A1 *	5/2014	Truitt	G02B 26/004 137/596

* cited by examiner

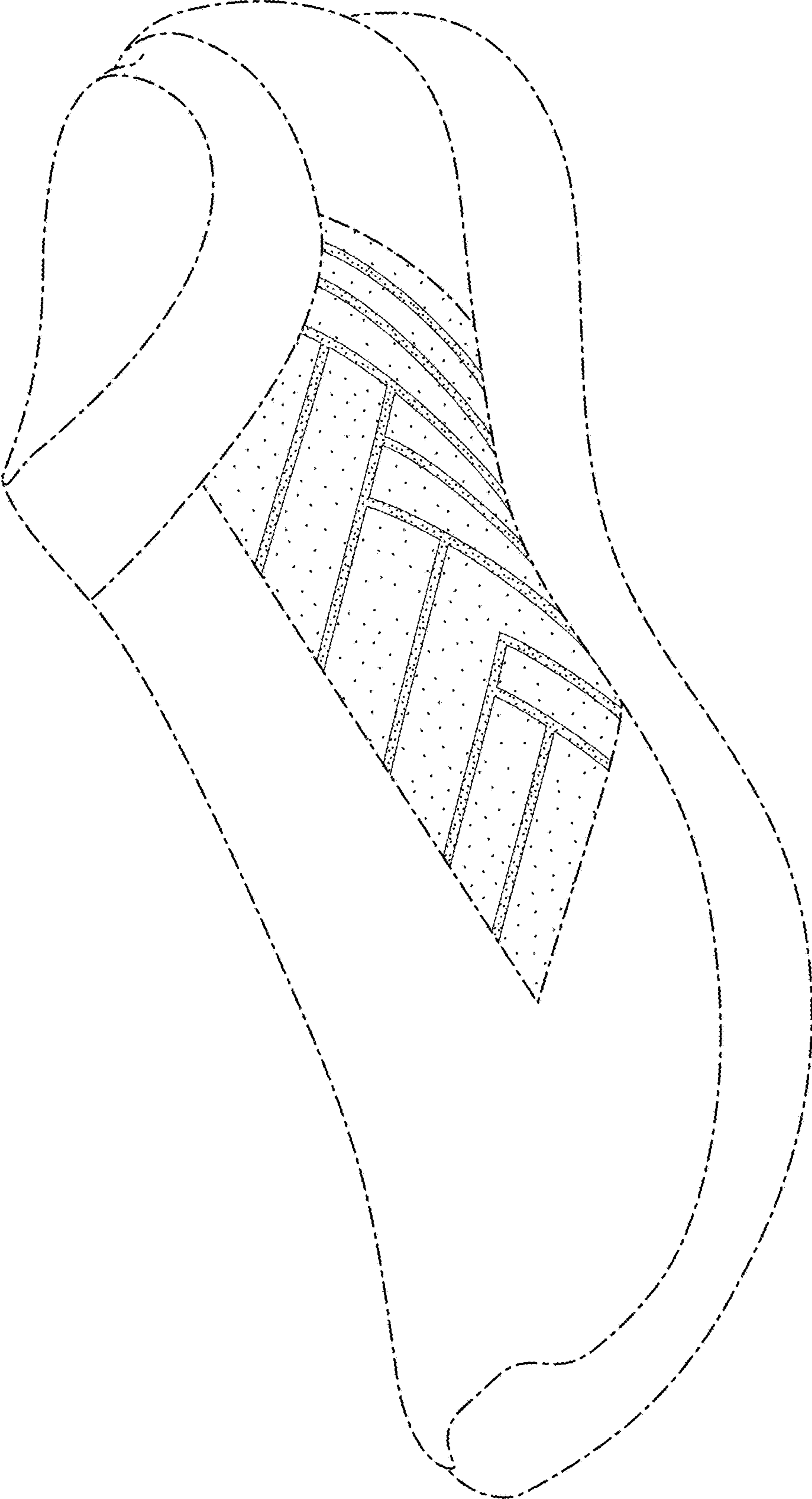


FIG. 1

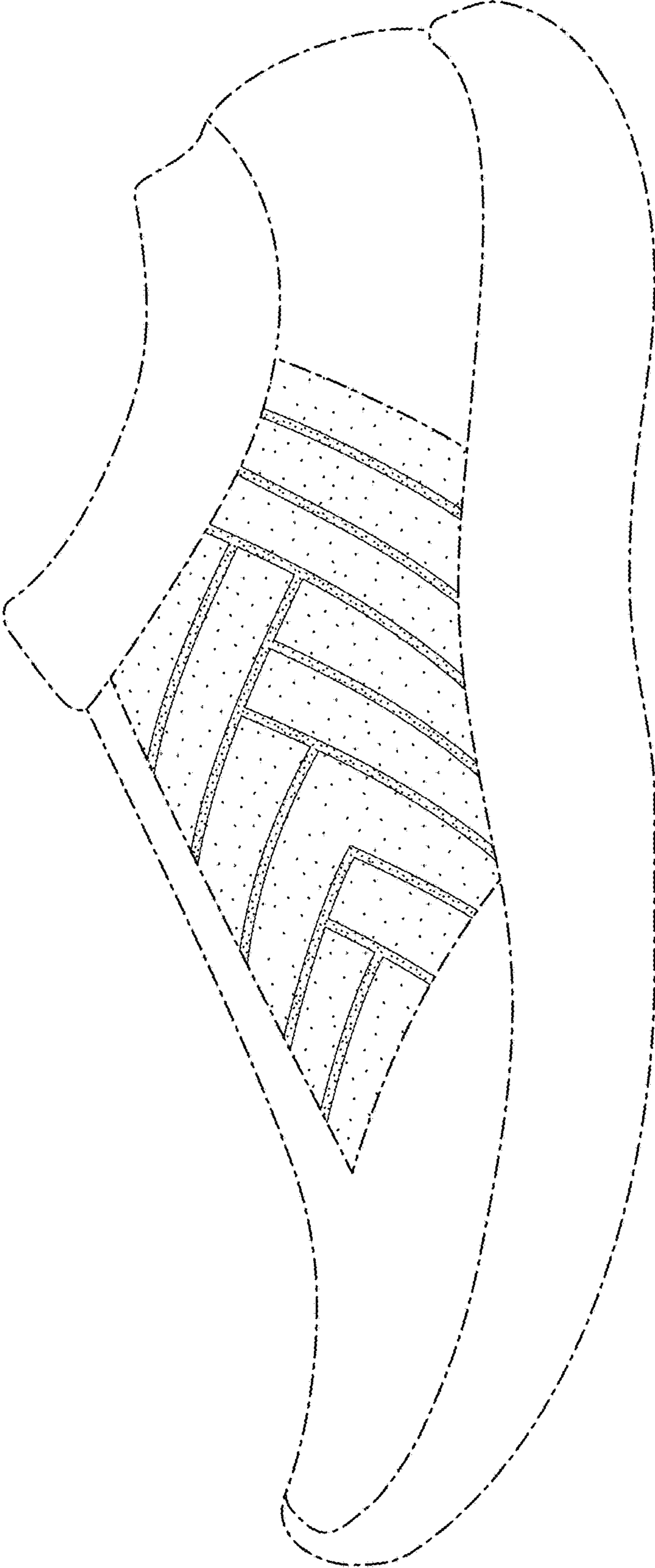


FIG. 2

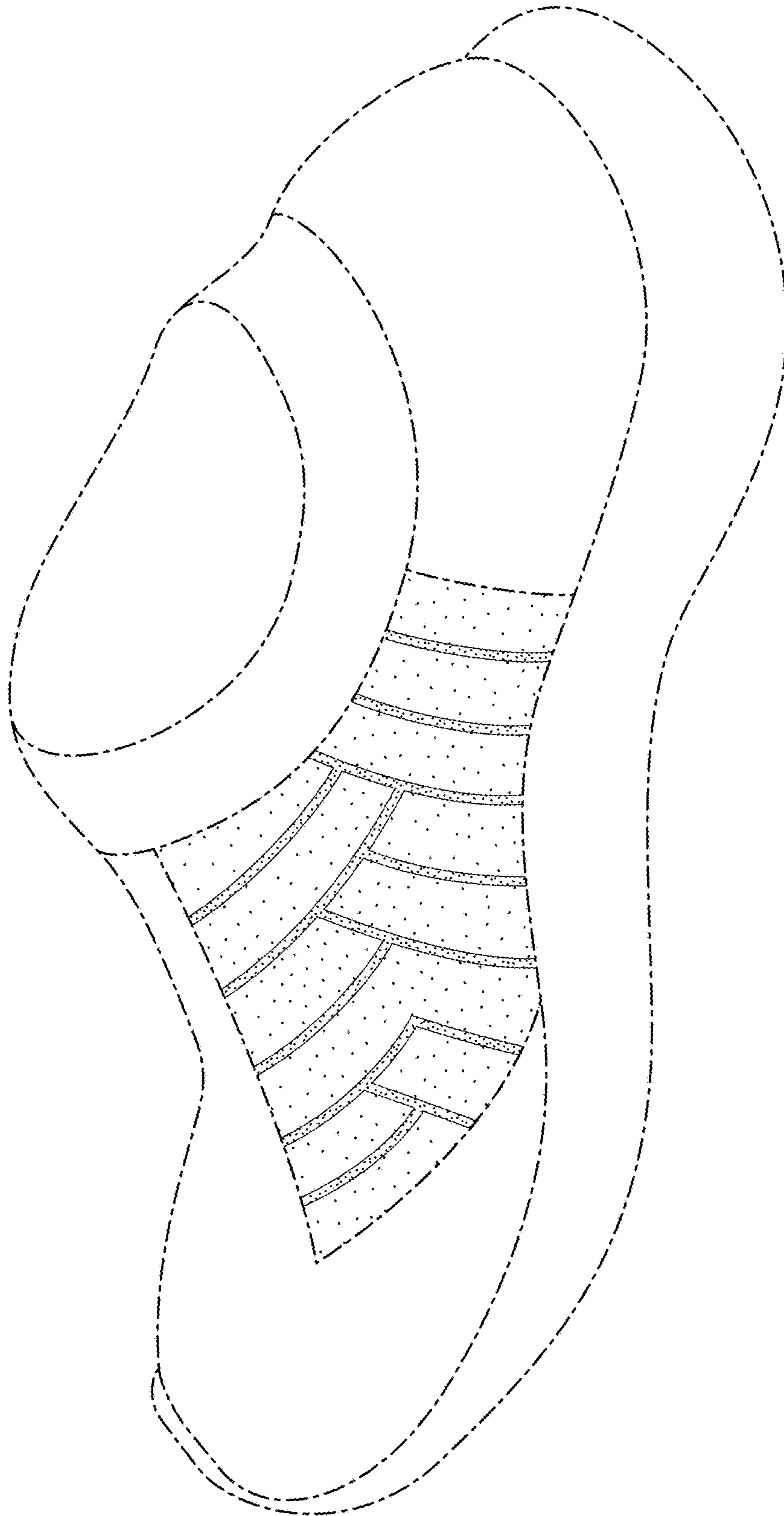


FIG. 3