



US00D776398S

(12) **United States Design Patent** (10) **Patent No.:** **US D776,398 S**
Herbeck et al. (45) **Date of Patent:** **** Jan. 10, 2017**

(54) **FOLDABLY CONSTRUCTED PALLET**

Primary Examiner — Cynthia Ramirez

(71) Applicant: **Green Ox Pallet Technology, LLC**,
Centennial, CO (US)

(74) *Attorney, Agent, or Firm* — Dorsey & Whitney LLP

(72) Inventors: **Joshua Daniel Herbeck**, Centennial,
CO (US); **Gregory D. Van de Mark**,
Centennial, CO (US)

(57) **CLAIM**

The ornamental design for a foldably constructed pallet, as shown and described.

(73) Assignee: **GREEN OX PALLET TECHNOLOGY, LLC**, Centennial,
CO (US)

DESCRIPTION

(**) Term: **15 Years**

(21) Appl. No.: **29/527,717**

(22) Filed: **May 21, 2015**

(51) **LOC (10) Cl.** **09-08**

(52) **U.S. Cl.**
USPC **D34/38**

(58) **Field of Classification Search**
USPC D34/38; 229/117.05, 110, 113, 117,
229/120.11, 122.28, 125.26, 122.21;
248/346.02; 108/51.11, 53.3, 55.3, 56.1,
108/57.28, 57.25, 51.3, 52.1, 53.1, 57.1
(Continued)

(56) **References Cited**

U.S. PATENT DOCUMENTS

2,503,240 A 4/1950 Cahners
2,576,715 A 11/1951 Farrel
(Continued)

FOREIGN PATENT DOCUMENTS

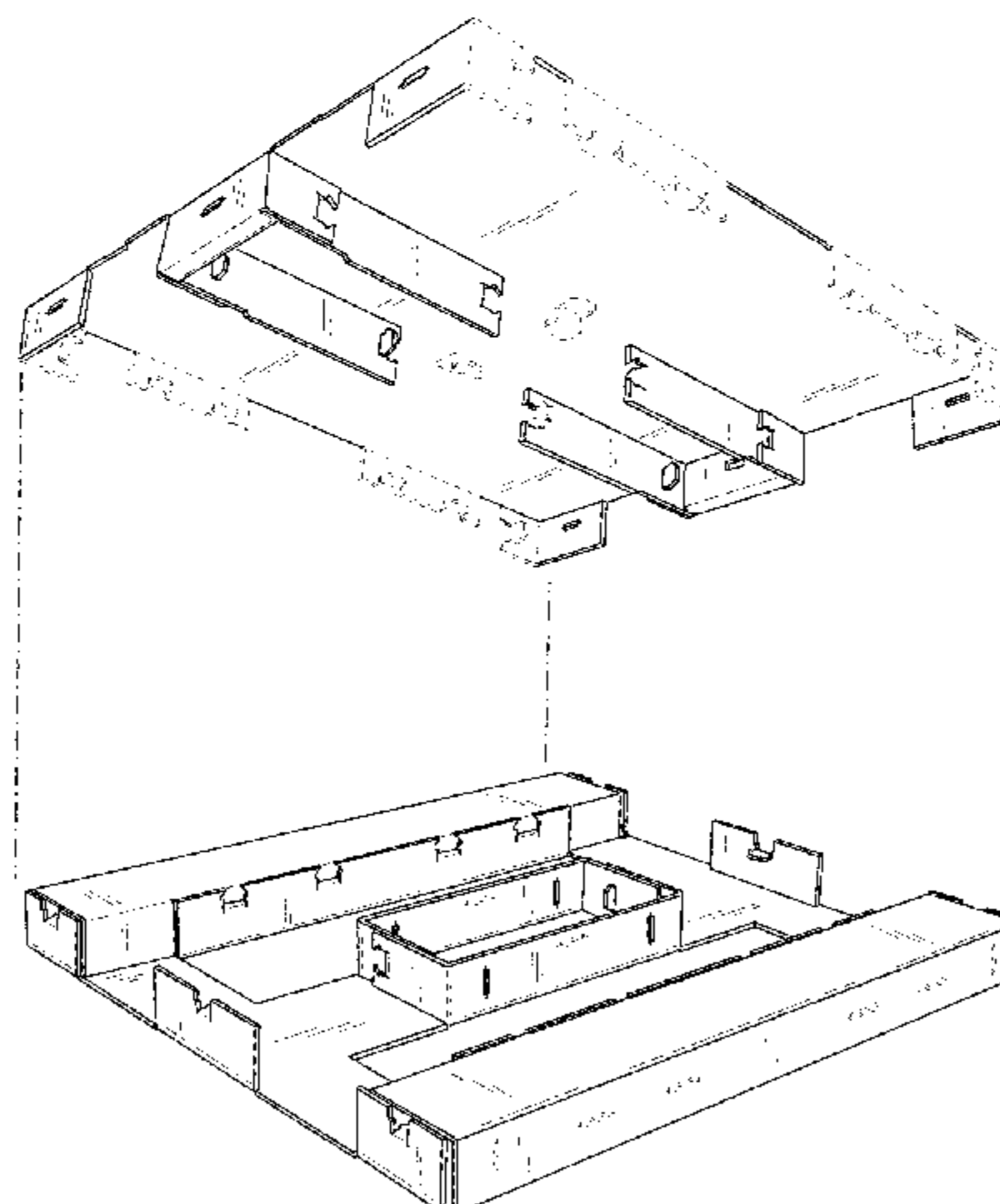
DE 7227035 U 10/1972
DE 2137703 A1 2/1973
(Continued)

OTHER PUBLICATIONS

U.S. Appl. No. 29/527,710, filed May 21, 2015.
U.S. Appl. No. 29/527,714, filed May 21, 2015.

FIG. 1 is a top front isometric view of a top blank of a foldably constructed pallet in an unfolded configuration. FIG. 2 is a top plan view of the top blank of FIG. 1. FIG. 3 is a bottom plan view of the top blank of FIG. 1. FIG. 4 is a front elevation view of the top blank of FIG. 1. FIG. 5 is a rear elevation view of the top blank of FIG. 1. FIG. 6 is a left side elevation view of the top blank of FIG. 1. FIG. 7 is a right side elevation view of the top blank of FIG. 1. FIG. 8 is a top front isometric view of a bottom blank of a foldably constructed pallet. FIG. 9 is a top plan view of the bottom blank of FIG. 8. FIG. 10 is a bottom plan view of the bottom blank of FIG. 8. FIG. 11 is a front elevation view of the bottom blank of FIG. 8. FIG. 12 is a rear elevation view of the bottom blank of FIG. 8. FIG. 13 is a left side elevation view of the bottom blank of FIG. 8. FIG. 14 is a right side elevation view of the bottom blank of FIG. 8. FIG. 15 is a top front isometric view of a foldably constructed pallet by folding the top blank of FIG. 1 and the bottom blank of FIG. 8 along the fold lines shown by the dotted lines; and, FIG. 16 is an exploded view of the foldably constructed pallet of FIG. 15. The dotted lines represent fold lines. The broken lines, which define the bounds of the claimed design, form no part of the claimed design.

(Continued)



The top blank and the bottom blank of the foldably constructed pallet are being shown unfolded and separated in some of the figures for ease of illustration.

1 Claim, 10 Drawing Sheets

(58) **Field of Classification Search**

CPC B65D 2519/00044; B65D 2519/00194;
 B65D 2519/00502; B65D 2519/00771;
 B65D 2519/00791; B65D
 2519/0075; B65D 2519/00457; B65D
 2519/00925; B65D 2519/00985

See application file for complete search history.

(56) **References Cited**

U.S. PATENT DOCUMENTS

2,709,559	A	5/1955	Geisler
2,908,464	A	10/1959	Traudt et al.
3,026,078	A	3/1962	Simkins
3,216,376	A	11/1965	Anderson et al.
3,302,593	A	2/1967	Roberts
3,308,772	A	3/1967	Thomas, Jr.
3,464,370	A	9/1969	Martin
3,952,672	A	4/1976	Gordon et al.
4,085,847	A	4/1978	Jacalone
4,100,859	A	7/1978	Clark, Jr.
4,433,807	A	2/1984	Ganz
D283,456	S	4/1986	Kero et al.
D288,977	S	3/1987	Wind
4,717,025	A	1/1988	Maurer
4,875,419	A	10/1989	Helton et al.
4,936,229	A	6/1990	Parnell
5,176,090	A	1/1993	Roberts et al.
5,285,732	A	2/1994	Gottlieb
5,337,679	A	8/1994	Moorman
5,350,066	A	9/1994	Mendoza et al.
5,355,812	A	10/1994	Kilpatrick et al.
5,377,600	A	1/1995	Speese et al.
5,383,409	A	1/1995	Hayakawa
5,448,956	A	9/1995	Ong et al.
5,452,667	A	9/1995	Lim
5,562,048	A	10/1996	Gottlieb
5,784,971	A	7/1998	Chang
5,809,906	A	9/1998	Janek
D400,681	S	11/1998	Sadr

5,881,652	A	3/1999	Besaw
5,950,546	A	9/1999	Brown et al.
6,029,582	A	2/2000	Ogilvie, Jr. et al.
6,116,568	A	9/2000	Rosenblat et al.
6,173,658	B1	1/2001	Moberg
D453,057	S	1/2002	Sewell
6,499,206	B1	12/2002	Eure et al.
6,739,270	B1	5/2004	Sewell
7,007,613	B2	3/2006	Sketo
7,234,402	B2	6/2007	Olvey et al.
7,275,489	B1	10/2007	Shuert
7,303,519	B2	12/2007	Jenkins et al.
7,328,833	B1	2/2008	Wiley
7,426,890	B2	9/2008	Olvey
7,472,474	B2	1/2009	Jaen
7,484,343	B2	2/2009	Dickner
D623,821	S	9/2010	Grainger
7,980,184	B2	7/2011	Olvey
8,033,481	B2	10/2011	Choi et al.
8,261,675	B2	9/2012	Morris
8,365,677	B2	2/2013	Olvey
8,479,666	B2	7/2013	Olvey
D746,535	S	12/2015	Herbeck
D746,536	S	12/2015	Herbeck
2001/0025589	A1	10/2001	Moberg
2002/0069796	A1	6/2002	Olvey et al.
2002/0112653	A1	8/2002	Moor, Jr. et al.
2004/0108434	A1	6/2004	Olvey
2005/0061210	A1	3/2005	Wullenweber
2005/0098067	A1	5/2005	Sketo
2005/0247240	A1	11/2005	Nelson
2006/0225626	A1	10/2006	Olvey et al.
2007/0068426	A1	3/2007	Teags et al.
2008/0223262	A1	9/2008	Chew et al.
2011/0245059	A1	10/2011	Olvey et al.
2011/0308993	A1	12/2011	Hill et al.
2012/0312200	A1	12/2012	Monteith
2013/0180437	A1	7/2013	Wilcox et al.
2015/0284137	A1	10/2015	Olvey et al.

FOREIGN PATENT DOCUMENTS

FR	2867161	A1	9/2005
WO	0055057	A1	9/2000
WO	2006094268	A2	9/2006
WO	2006094311	A2	9/2006
WO	2011003126	A1	1/2011
WO	2014003823	A1	1/2014
WO	2014004742	A1	1/2014

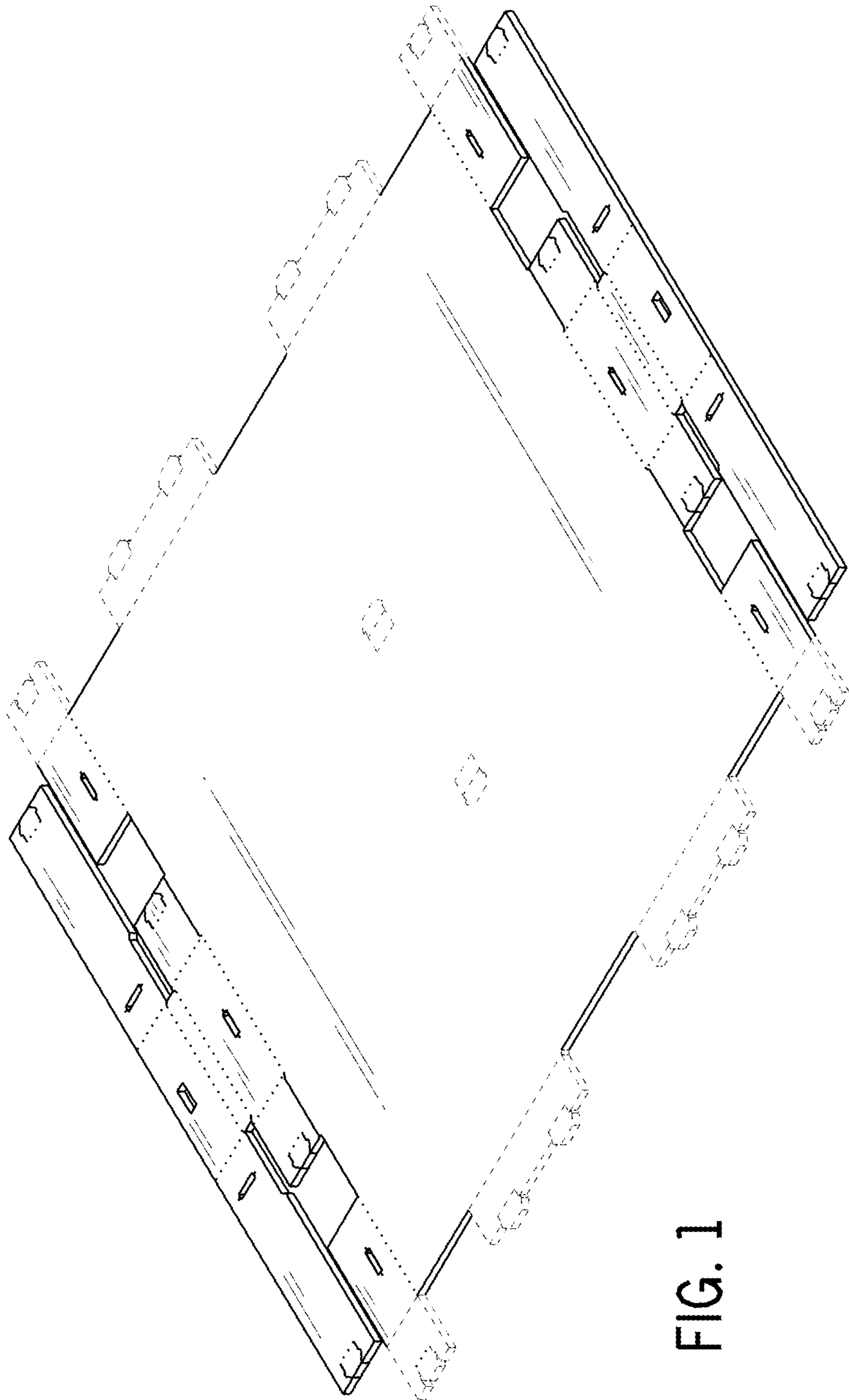


FIG. 1

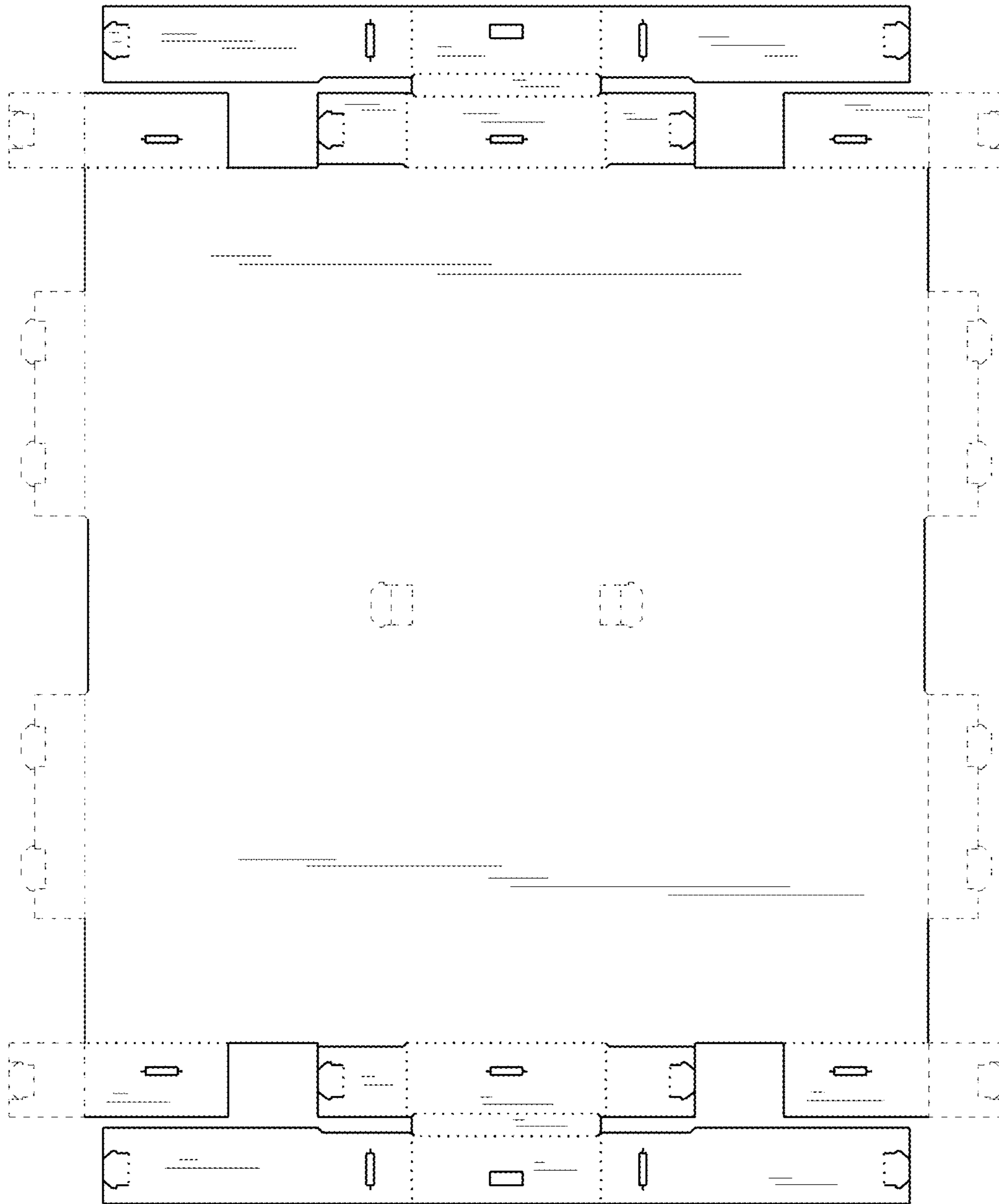


FIG. 2

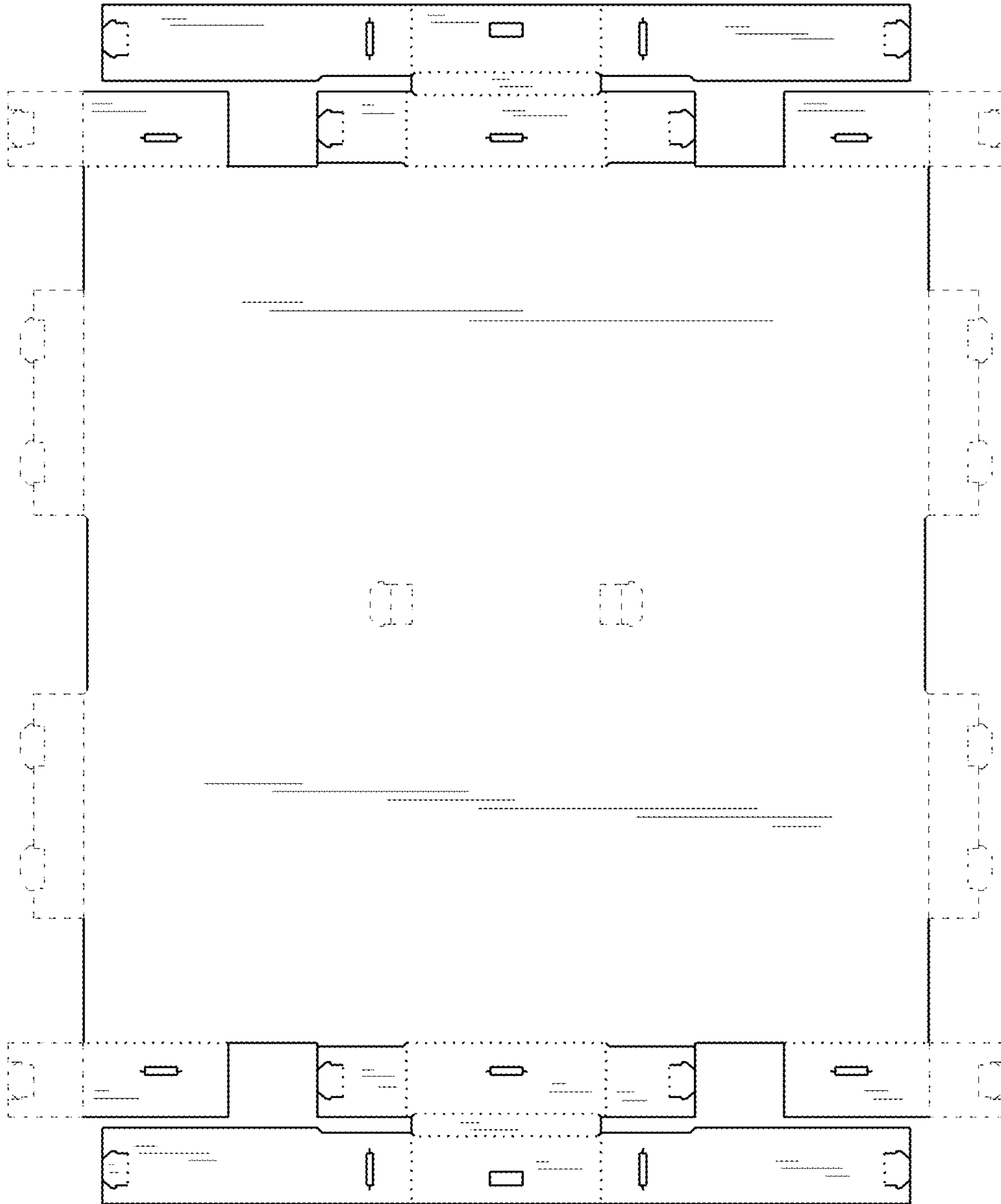


FIG. 3




FIG. 4




FIG. 5

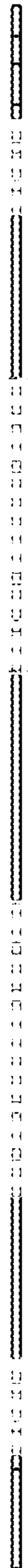


FIG. 6

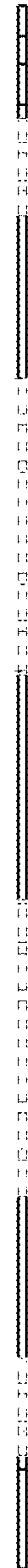


FIG. 7

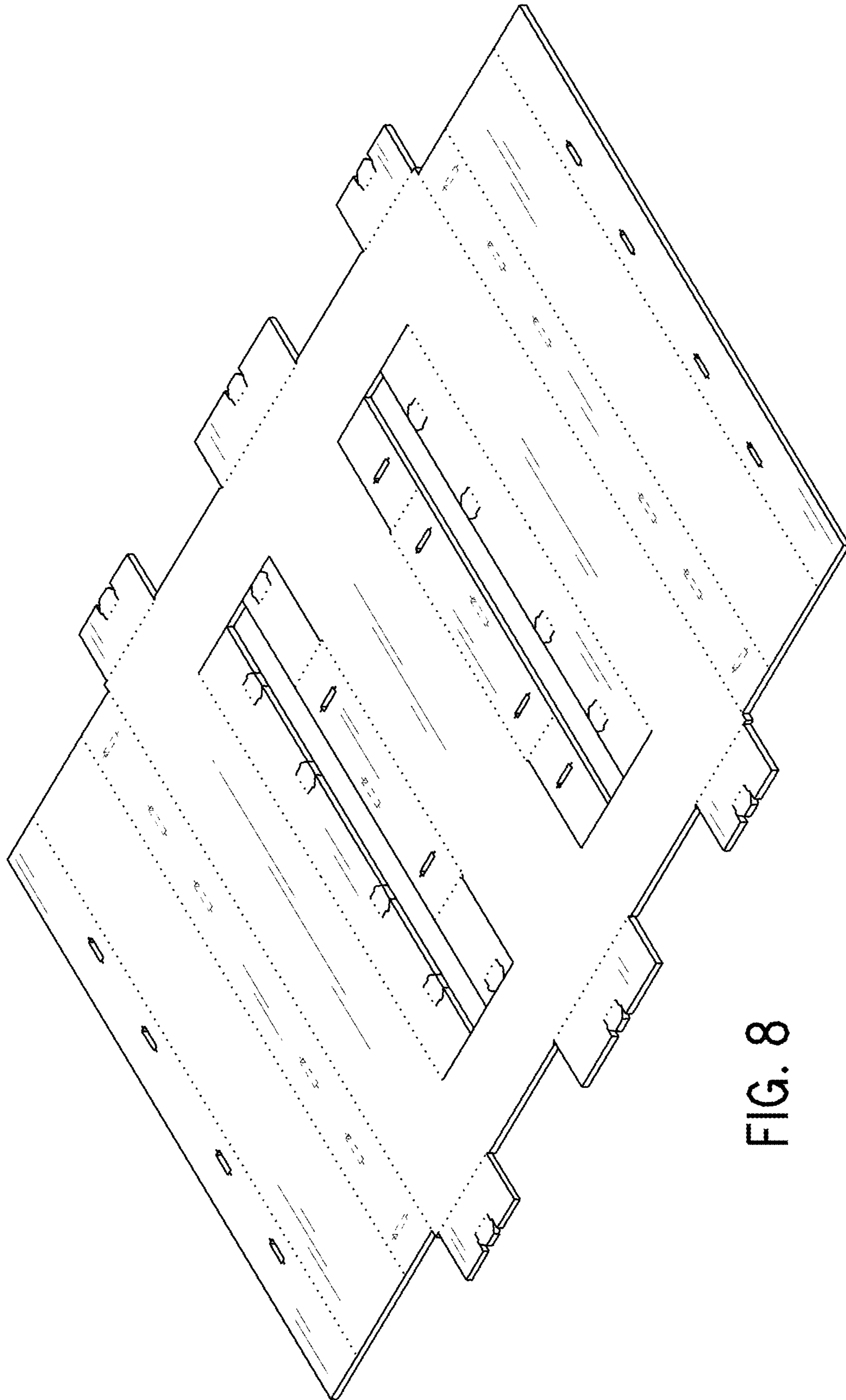


FIG. 8

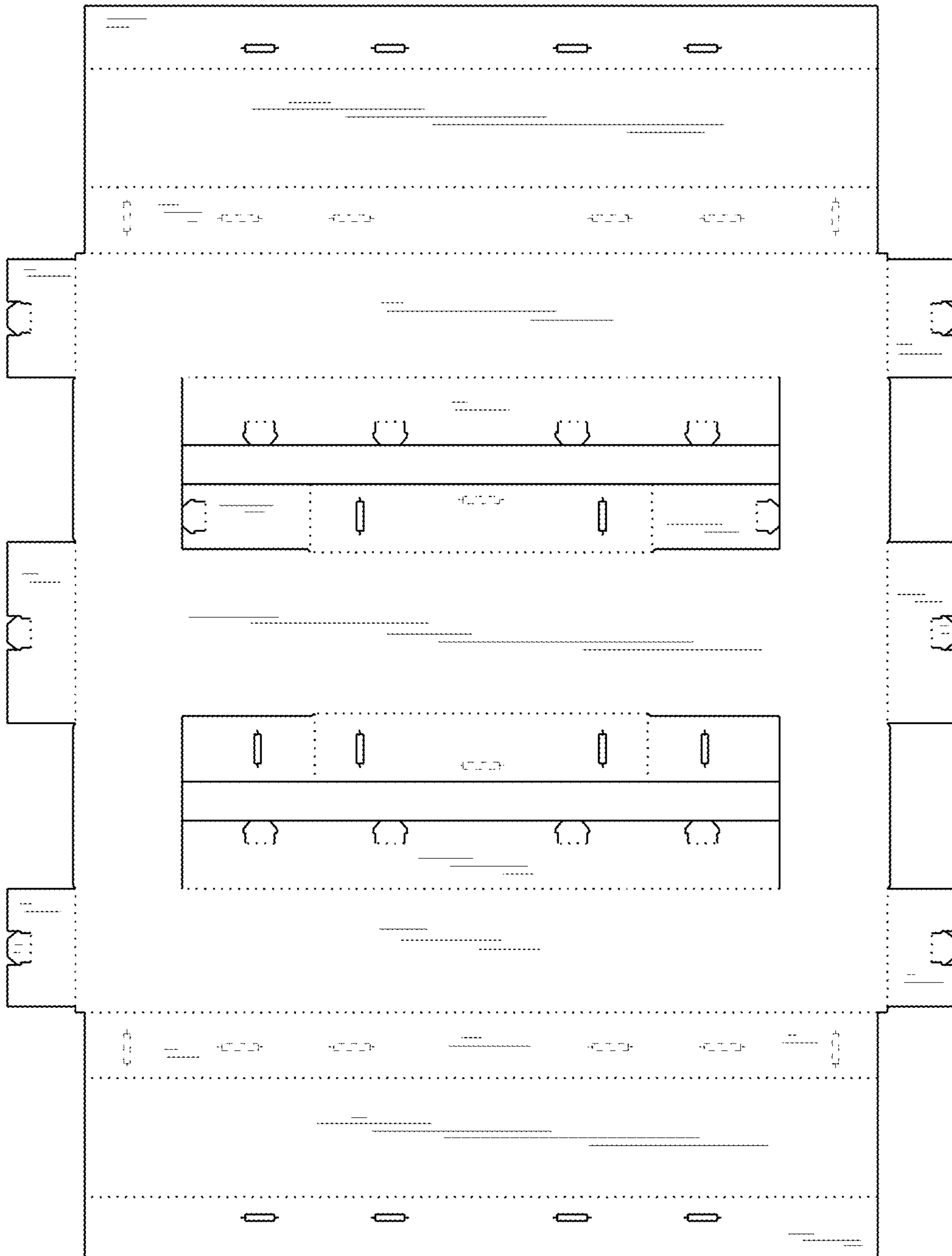


FIG. 9

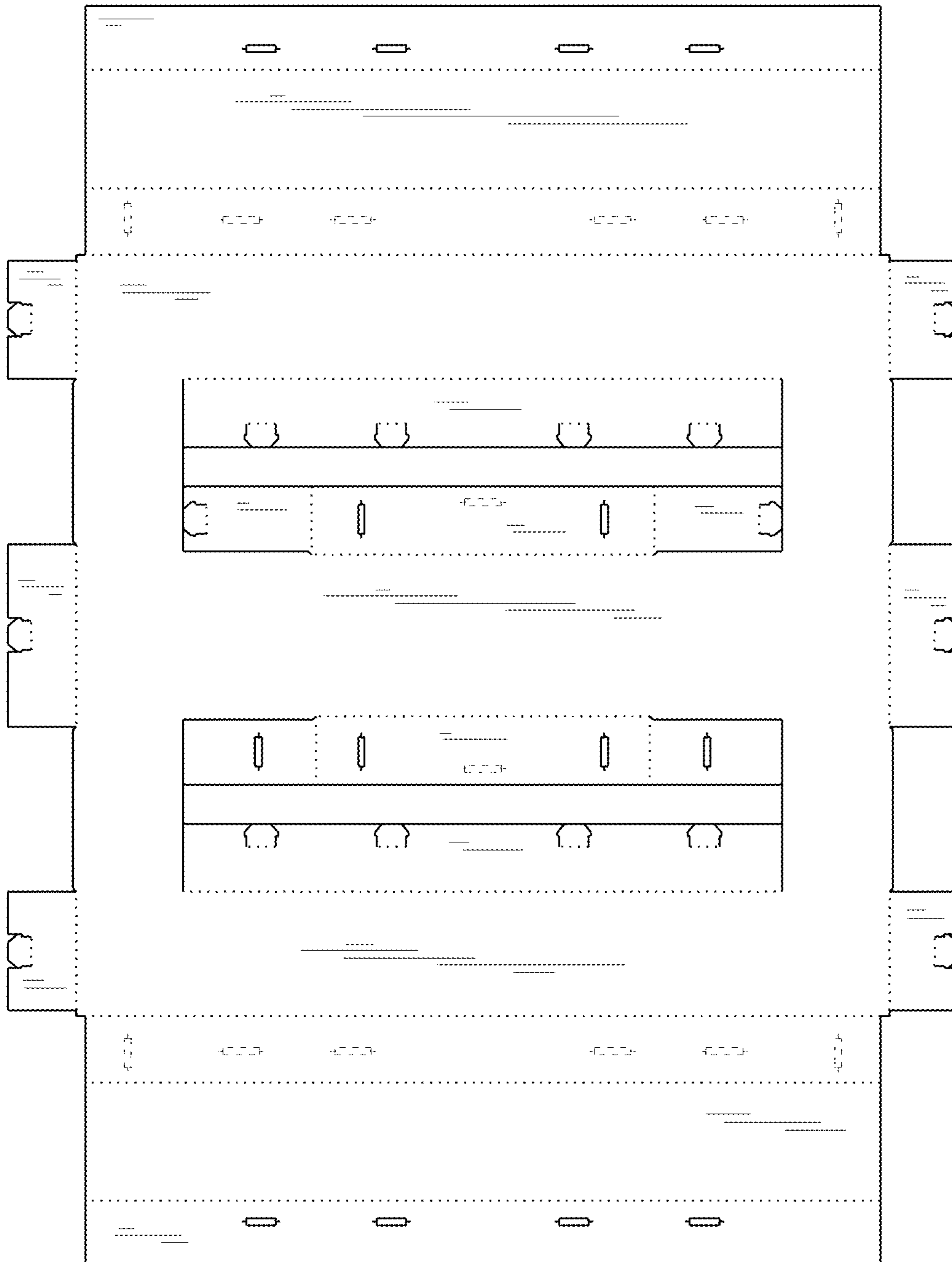


FIG. 10




FIG. 11



FIG. 12



FIG. 13



FIG. 14

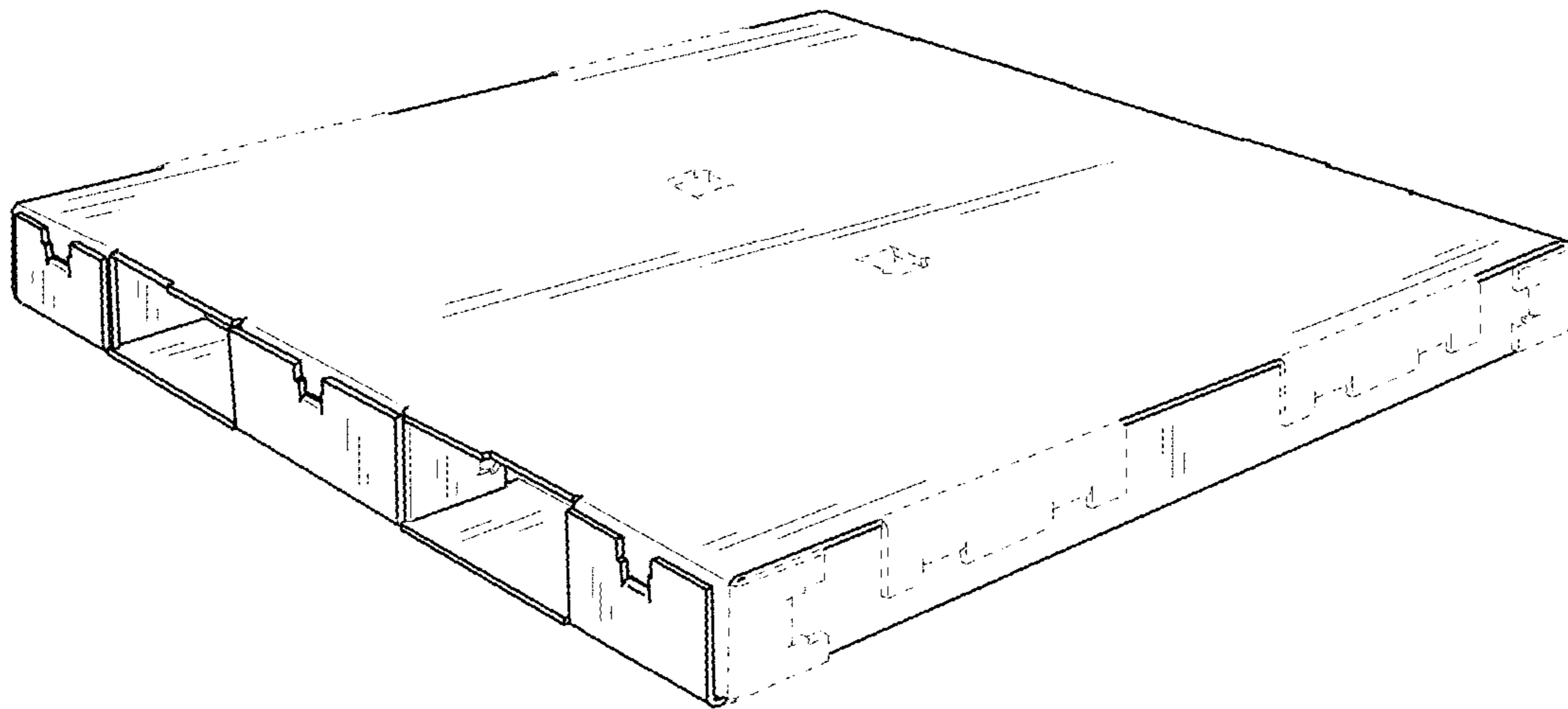


FIG. 15

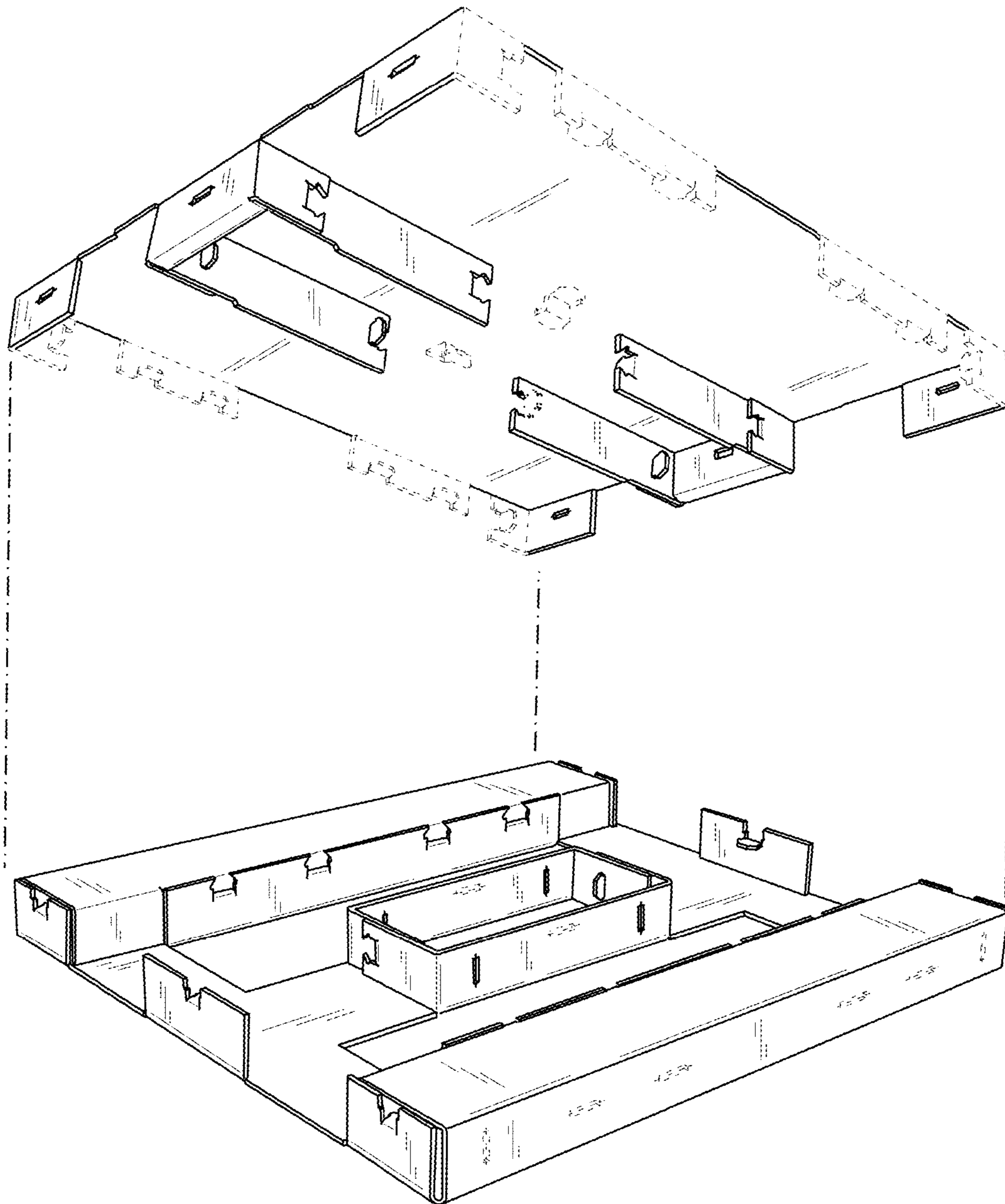


FIG. 16