



US00D776397S

(12) **United States Design Patent**
Herbeck et al.

(10) **Patent No.:** **US D776,397 S**
(45) **Date of Patent:** **** Jan. 10, 2017**

(54) **FOLDABLY CONSTRUCTED PALLET**

(71) Applicant: **Green Ox Pallet Technology, LLC**,
Centennial, CO (US)

(72) Inventors: **Joshua Daniel Herbeck**, Centennial,
CO (US); **Gregory D. Van de Mark**,
Centennial, CO (US)

(73) Assignee: **GREEN OX PALLET
TECHNOLOGY, LLC**, Centennial,
CO (US)

(**) Term: **15 Years**

(21) Appl. No.: **29/527,714**

(22) Filed: **May 21, 2015**

(51) **LOC (10) Cl.** **09-08**

(52) **U.S. Cl.**
USPC **D34/38**

(58) **Field of Classification Search**

USPC D34/38; 229/117.05, 110, 113, 117,
229/120.11, 122.28, 125.26, 122.21;
248/346.02; 108/51.11, 53.3, 55.3, 56.1,
108/57.28, 57.25, 51.3, 52.1, 53.1, 57.1

(Continued)

(56) **References Cited**

U.S. PATENT DOCUMENTS

2,503,240 A 4/1950 Cahners
2,576,715 A 11/1951 Farrel

(Continued)

FOREIGN PATENT DOCUMENTS

DE 7227035 U 10/1972
DE 2137703 A1 2/1973

(Continued)

OTHER PUBLICATIONS

U.S. Appl. No. 29/527,710, filed May 21, 2015.
U.S. Appl. No. 29/527,717, filed May 21, 2015.

Primary Examiner — Cynthia Ramirez

(74) *Attorney, Agent, or Firm* — Dorsey & Whitney LLP

(57) **CLAIM**

The ornamental design for a foldably constructed pallet, as shown and described.

DESCRIPTION

FIG. 1 is a top front isometric view of a top blank of a foldably constructed pallet in an unfolded configuration.

FIG. 2 is a top plan view of the top blank of FIG. 1.

FIG. 3 is a bottom plan view of the top blank of FIG. 1.

FIG. 4 is a front elevation view of the top blank of FIG. 1.

FIG. 5 is a rear elevation view of the top blank of FIG. 1.

FIG. 6 is a left side elevation view of the top blank of FIG. 1.

FIG. 7 is a right side elevation view of the top blank of FIG. 1.

FIG. 8 is a top front isometric view of a bottom blank of a foldably constructed pallet.

FIG. 9 is a top plan view of the bottom blank of FIG. 8.

FIG. 10 is a bottom plan view of the bottom blank of FIG. 8.

FIG. 11 is a front elevation view of the bottom blank of FIG. 8.

FIG. 12 is a rear elevation view of the bottom blank of FIG. 8.

FIG. 13 is a left side elevation view of the bottom blank of FIG. 8.

FIG. 14 is a right side elevation view of the bottom blank of FIG. 8.

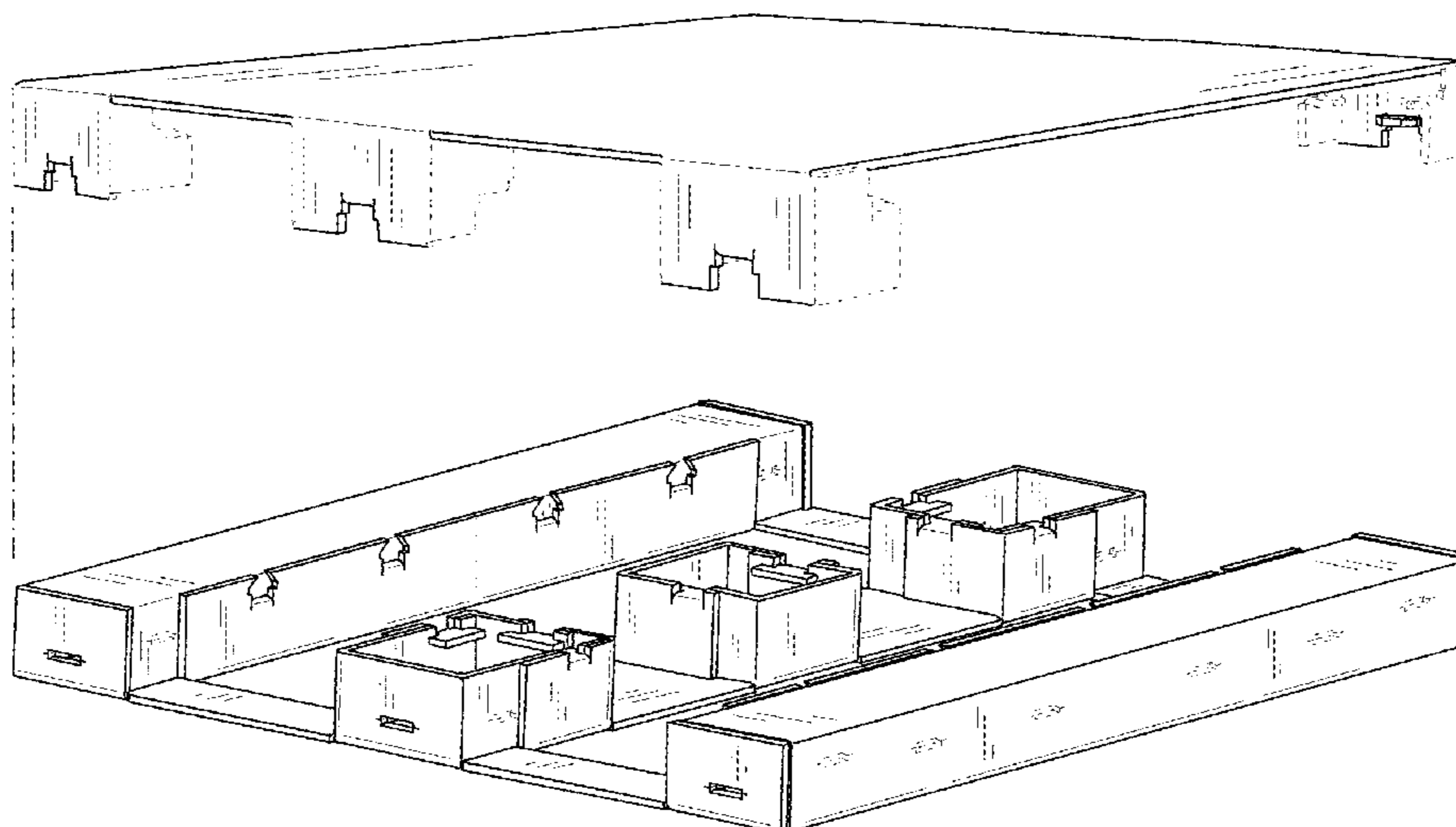
FIG. 15 is a top front isometric view of a foldably constructed pallet by folding the top blank of FIG. 1 and the bottom blank of FIG. 8 along the fold lines shown by the dotted lines; and,

FIG. 16 is an exploded view of the foldably constructed pallet of FIG. 15.

The top blank and the bottom blank of the foldably constructed pallet are being shown unfolded and separated in some of the figures for ease of illustration.

The dotted lines represent fold lines. The broken lines, which define the bounds of the claimed design, form no part of the claimed design.

1 Claim, 10 Drawing Sheets



(58) **Field of Classification Search**

CPC B65D 2519/00044; B65D
 2519/00194; B65D 2519/00502; B65D
 2519/00771; B65D 2519/00791; B65D
 2519/0075; B65D 2519/00457; B65D
 2519/00925; B65D 2519/00985

See application file for complete search history.

6,173,658 B1 1/2001 Moberg
 D453,057 S 1/2002 Sewell
 6,499,206 B1 12/2002 Eure et al.
 6,739,270 B1 5/2004 Sewell
 7,007,613 B2 3/2006 Sketo
 7,234,402 B2 6/2007 Olvey et al.
 7,275,489 B1 10/2007 Shuert
 7,303,519 B2 12/2007 Jenkins et al.
 7,328,833 B1 2/2008 Wiley
 7,426,890 B2 9/2008 Olvey
 7,472,474 B2 1/2009 Jaen
 7,484,343 B2 2/2009 Dickner
 D623,821 S 9/2010 Grainger
 7,980,184 B2 7/2011 Olvey
 8,033,481 B2 10/2011 Choi et al.
 8,261,675 B2 9/2012 Morris
 8,365,677 B2 2/2013 Olvey
 8,479,666 B2 7/2013 Olvey
 D746,535 S 12/2015 Herbeck
 D746,536 S 12/2015 Herbeck

(56) **References Cited**

U.S. PATENT DOCUMENTS

2,709,559 A 5/1955 Geisler
 2,908,464 A 10/1959 Traudt et al.
 3,026,078 A 3/1962 Simkins
 3,216,376 A 11/1965 Anderson et al.
 3,302,593 A 2/1967 Roberts
 3,308,772 A 3/1967 Thomas, Jr.
 3,464,370 A 9/1969 Martin
 3,952,672 A 4/1976 Gordon et al.
 4,085,847 A 4/1978 Jacalone
 4,100,859 A 7/1978 Clarke, Jr.
 4,433,807 A 2/1984 Ganz
 D283,456 S 4/1986 Kero et al.
 D288,977 S 3/1987 Wind
 4,717,025 A 1/1988 Maurer
 4,875,419 A 10/1989 Helton et al.
 4,936,229 A 6/1990 Parnell
 5,176,090 A 1/1993 Roberts et al.
 5,285,732 A 2/1994 Gottlieb
 5,337,679 A 8/1994 Moorman
 5,350,066 A 9/1994 Mendoza et al.
 5,355,812 A 10/1994 Kilpatrick et al.
 5,377,600 A 1/1995 Speese et al.
 5,383,409 A 1/1995 Hayakawa
 5,448,956 A 9/1995 Ong et al.
 5,452,667 A 9/1995 Lim
 5,562,048 A 10/1996 Gottlieb
 5,784,971 A 7/1998 Chang
 5,809,906 A 9/1998 Janek
 D400,681 S 11/1998 Sadr
 5,881,652 A 3/1999 Besaw
 5,950,546 A 9/1999 Brown et al.
 6,029,582 A 2/2000 Ogilvie, Jr. et al.
 6,116,568 A 9/2000 Rosenblat et al.

2001/0025589 A1 10/2001 Moberg
 2002/0069796 A1 6/2002 Olvey et al.
 2002/0112653 A1 8/2002 Moore, Jr. et al.
 2004/0108434 A1 6/2004 Olvey
 2005/0061210 A1 3/2005 Wullenweber
 2005/0098067 A1 5/2005 Sketo
 2005/0247240 A1 11/2005 Nelson
 2006/0225626 A1 10/2006 Olvey et al.
 2007/0068426 A1 3/2007 Teags et al.
 2008/0223262 A1 9/2008 Chew et al.
 2011/0245059 A1 10/2011 Olvey et al.
 2011/0308993 A1 12/2011 Hill et al.
 2012/0312200 A1 12/2012 Monteith
 2013/0180437 A1 7/2013 Wilcox et al.
 2015/0284137 A1 10/2015 Olvey et al.

FOREIGN PATENT DOCUMENTS

FR 2867161 A1 9/2005
 WO 0055057 A1 9/2000
 WO 2006094268 A2 9/2006
 WO 2006094311 A2 9/2006
 WO 2011003126 A1 1/2011
 WO 2014003823 A1 1/2014
 WO 2014004742 A1 1/2014

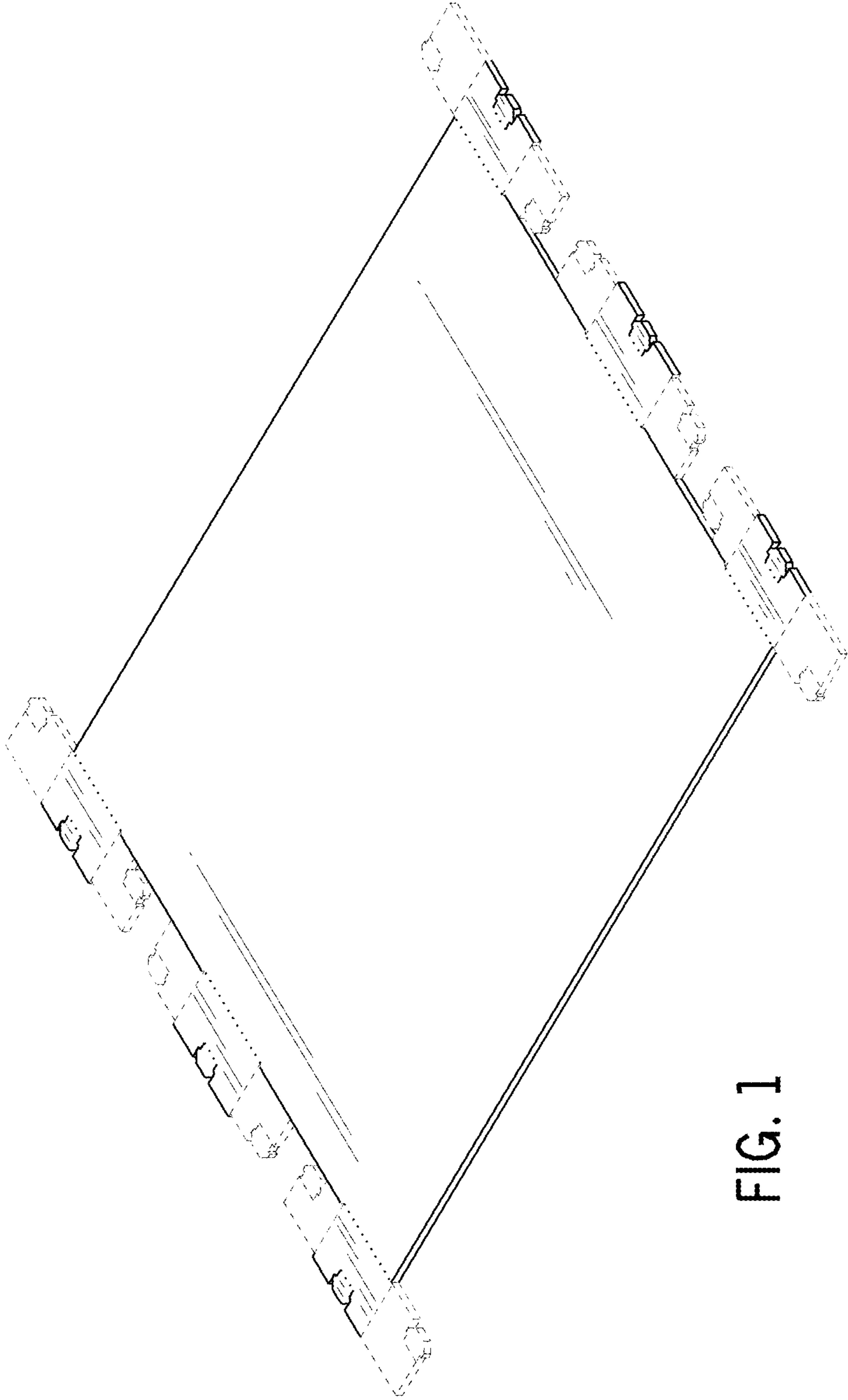


FIG. 1




FIG. 2




FIG. 3




FIG. 4




FIG. 5

FIG. 6



FIG. 7



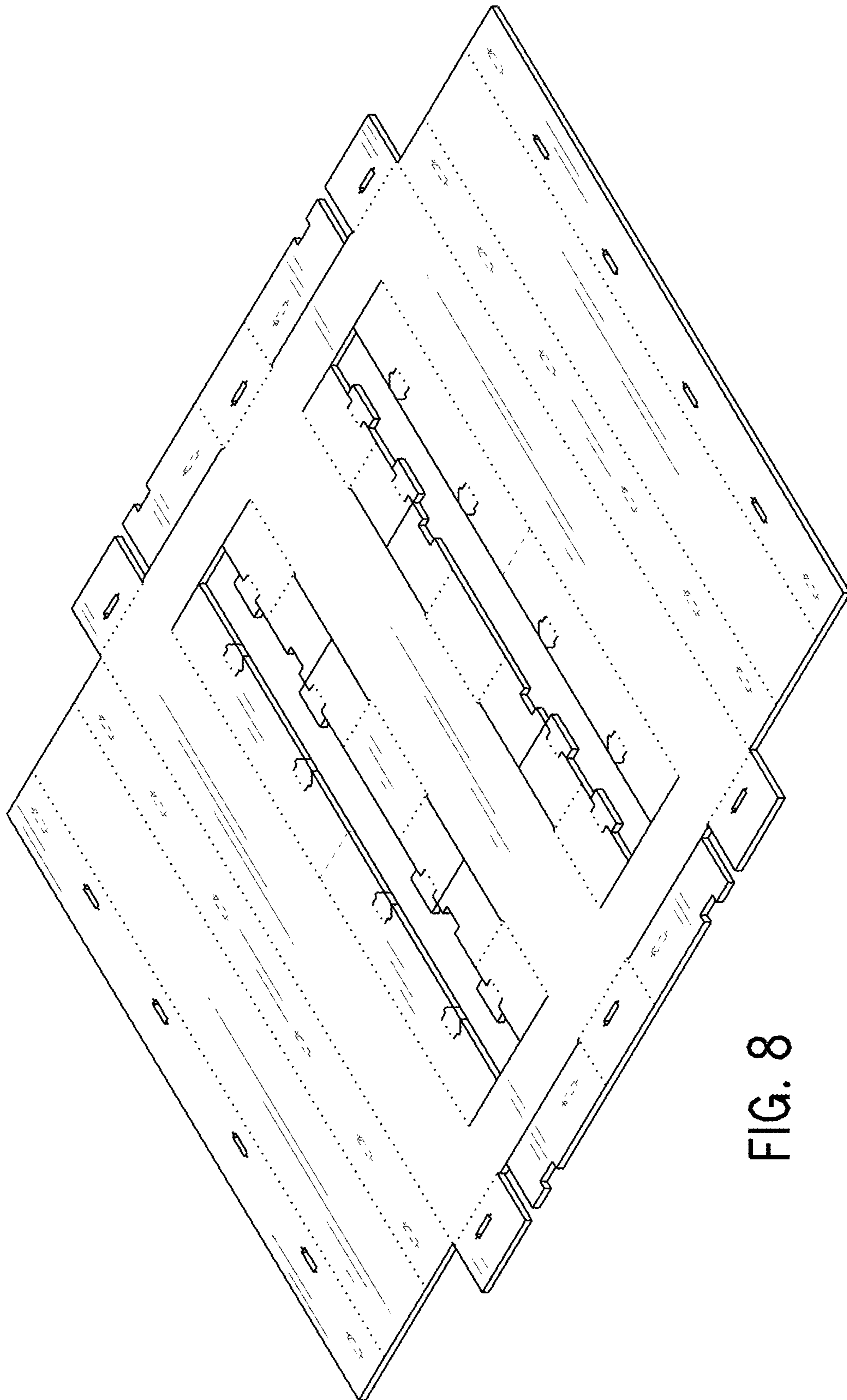


FIG. 8

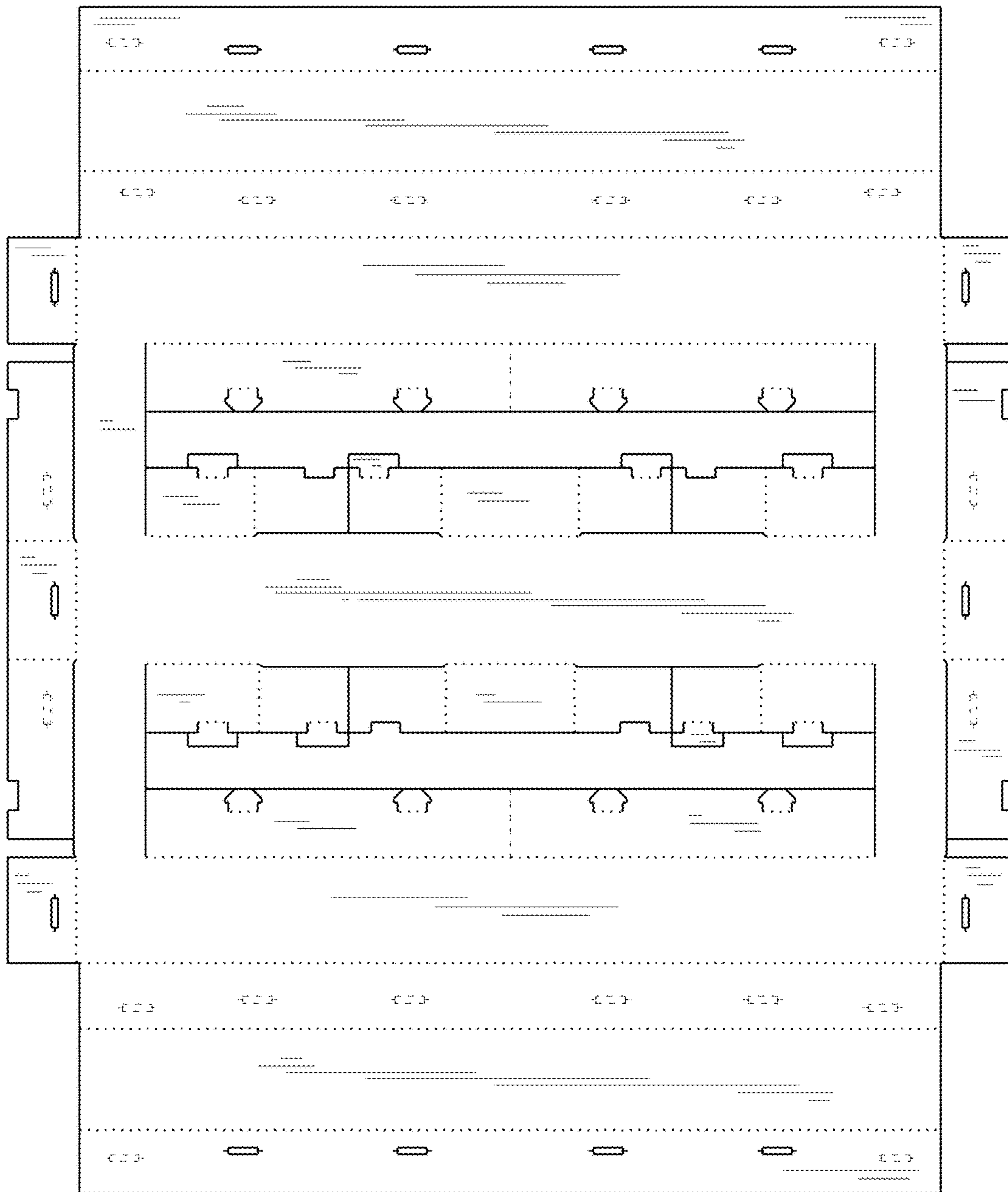


FIG. 9

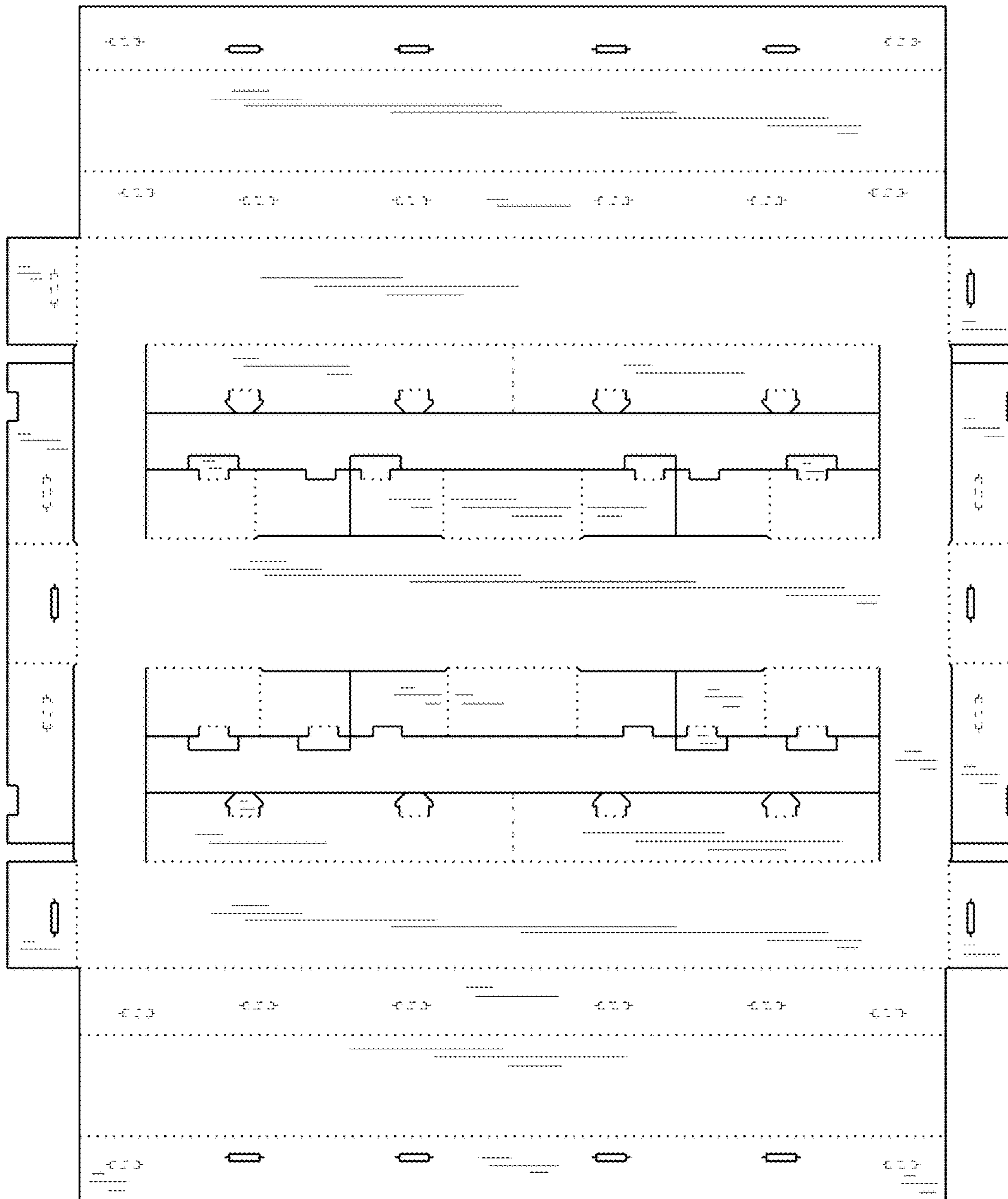


FIG. 10




FIG. 11




FIG. 12



FIG. 13



FIG. 14

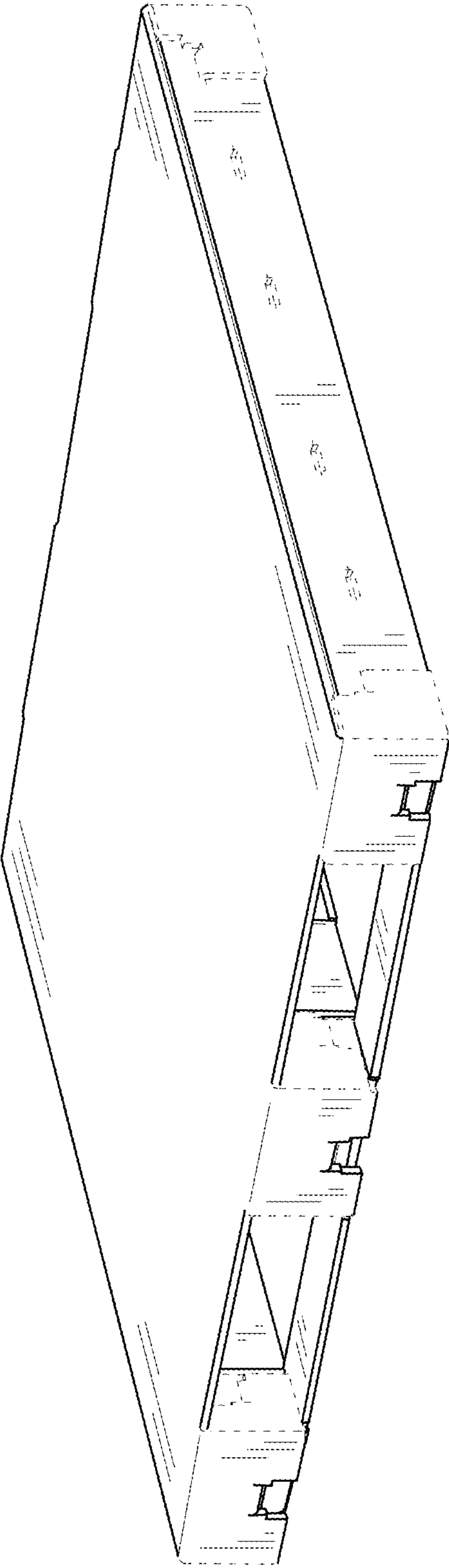


FIG. 15

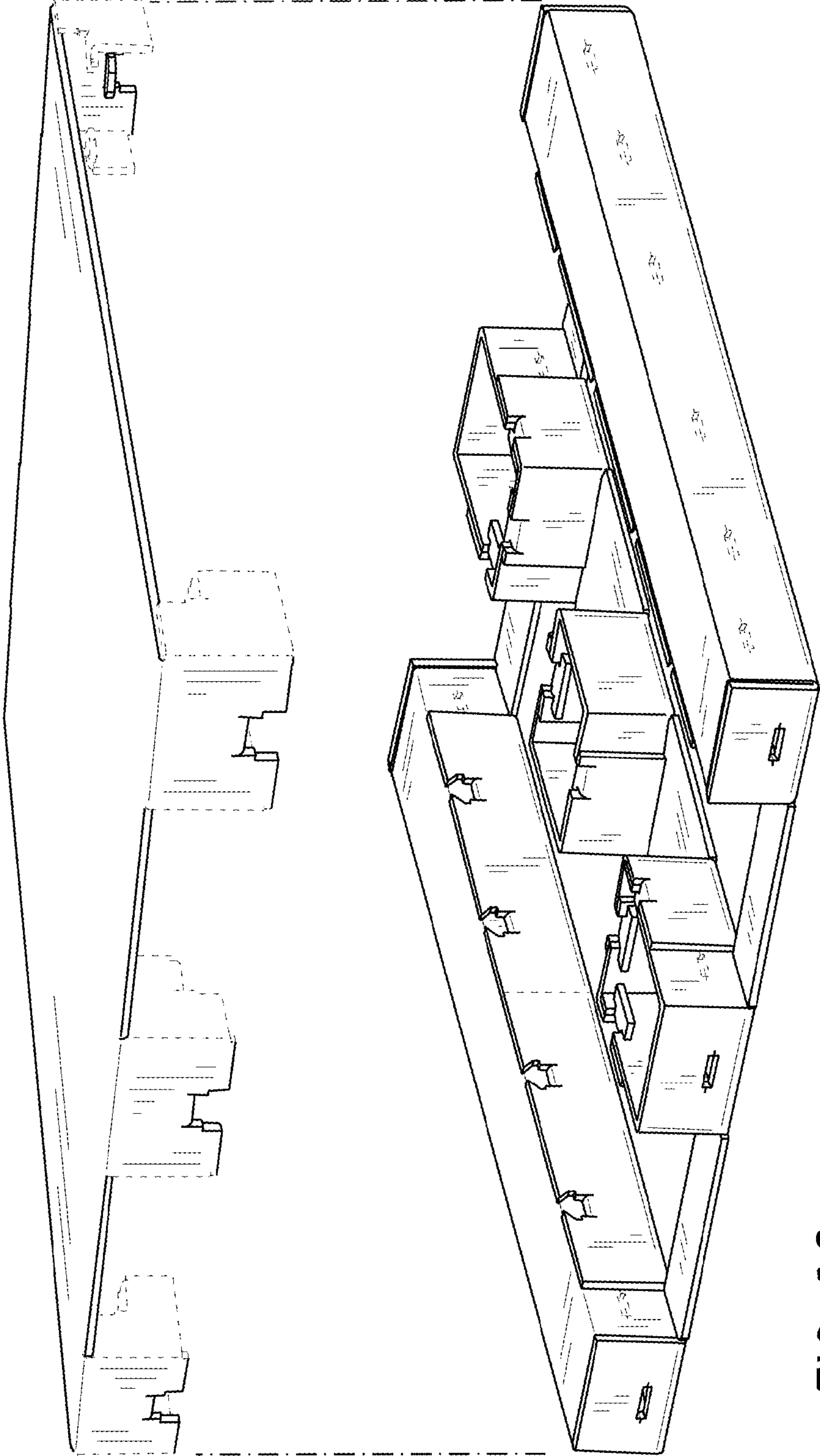


FIG. 16