



US00D776396S

(12) **United States Design Patent** (10) **Patent No.:** **US D776,396 S**
Pettinga (45) **Date of Patent:** **** Jan. 10, 2017**

(54) **CONVEYOR BELT SCRAPER BLADE** 4,984,326 A * 1/1991 Horie G03G 15/0812
15/1.51
(71) Applicant: **Flexible Steel Lacing Company,** 5,114,000 A 5/1992 Rappen
Downers Grove, IL (US) 5,301,797 A 4/1994 Hollyfield, Jr. et al.
(72) Inventor: **Mark Steven Pettinga,** Hudsonville, MI (US) D347,918 S * 6/1994 Gibbs D34/29
5,497,872 A 3/1996 Pennino D32/41
(Continued)

(73) Assignee: **Flexible Steel Lacing Company,**
Downers Grove, IL (US)

(**) Term: **15 Years**

(21) Appl. No.: **29/537,197**

(22) Filed: **Aug. 24, 2015**

(51) **LOC (10) Cl.** **12-05**

(52) **U.S. Cl.**
USPC **D34/35; D34/29**

(58) **Field of Classification Search**
USPC D34/29, 35; 198/635, 499, 497; D8/45;
D25/124
CPC B65G 45/14; B65G 45/12; B65G 45/16;
B65G 45/26; B65G 45/20
See application file for complete search history.

(56) **References Cited**

U.S. PATENT DOCUMENTS

3,101,837 A 8/1963 Martin
3,631,968 A 1/1972 Ward
3,802,554 A 4/1974 Paulsen et al.
3,929,345 A 12/1975 Nasby et al.
4,280,616 A 7/1981 Wadensten
4,352,425 A 10/1982 Childress et al.
4,533,037 A 8/1985 Kerr
4,795,024 A 1/1989 Eatwell
4,811,833 A * 3/1989 Slikker B65G 45/12
15/256.5
4,825,996 A 5/1989 Davidts
4,840,267 A 6/1989 Pine
4,863,148 A 9/1989 Hufnagel
4,953,689 A 9/1990 Peterson et al.

FOREIGN PATENT DOCUMENTS

EP 0 573 688 A1 12/1993
GB 2 221 440 A 2/1990
JP S60-262706 A 12/1985

OTHER PUBLICATIONS

ASGCO, Excalibur Sanitary and Safe Light Weight Belt Cleaner, ASGCO Manufacturing Co., Inc., 2009, 2 pages.

Primary Examiner — Cynthia Ramirez
(74) *Attorney, Agent, or Firm* — Fitch, Even, Tabin & Flannery LLP

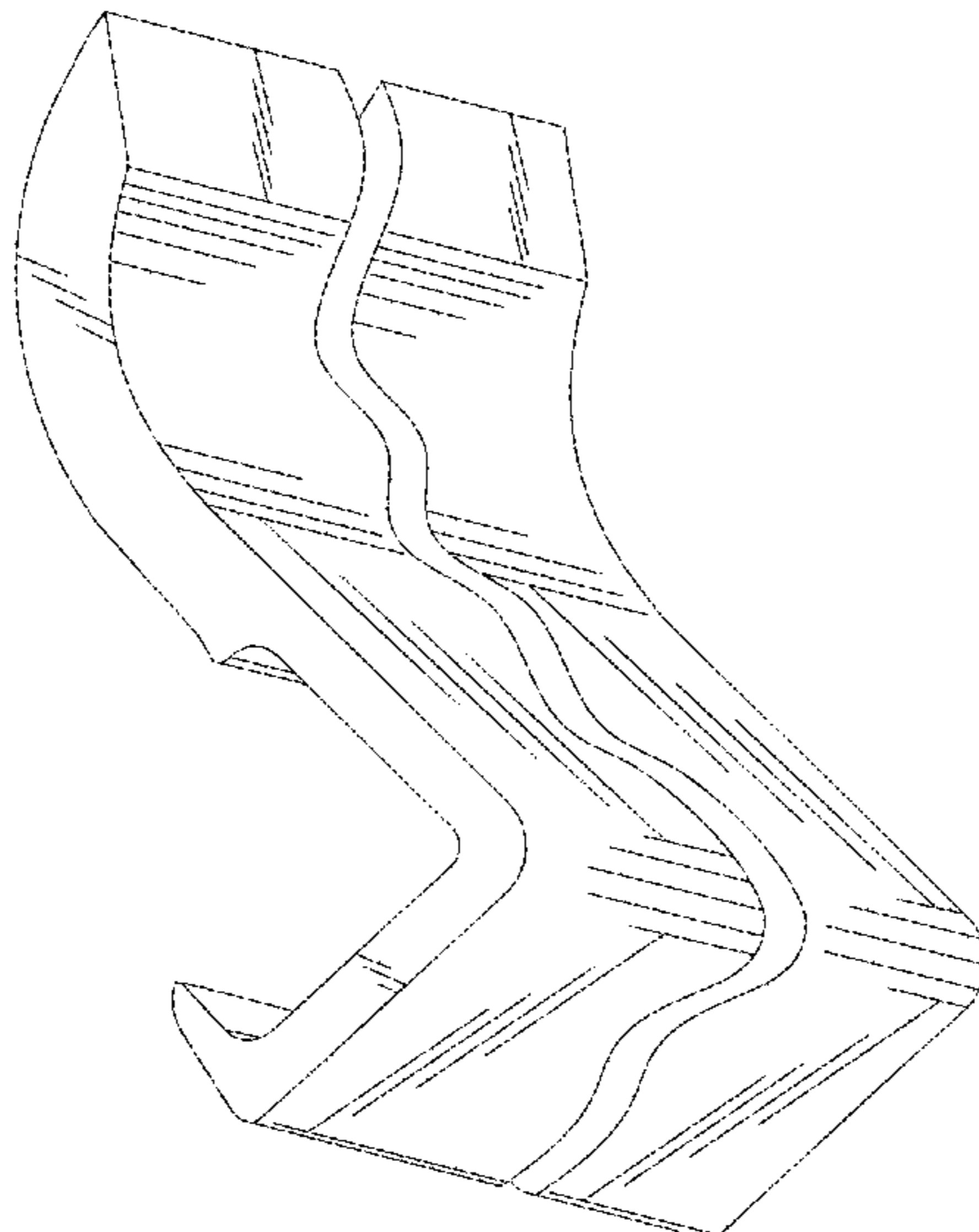
(57) **CLAIM**

I claim the ornamental design for a conveyor belt scraper blade, as shown and described.

DESCRIPTION

FIG. 1 is a perspective view of a conveyor belt scraper blade, showing my new design;
FIG. 2 is a right side elevational view thereof;
FIG. 3 is a left side elevational view thereof;
FIG. 4 is a rear elevational view thereof;
FIG. 5 is a front elevational view thereof;
FIG. 6 is a bottom plan view thereof; and,
FIG. 7 is a top plan view thereof.
The conveyor belt scraper is shown with a symbolic break in its length. The appearance of any portion of the article between the break lines form part of the claimed design.

1 Claim, 7 Drawing Sheets



(56)

References Cited

U.S. PATENT DOCUMENTS

D369,886 S *	5/1996	McCollum	D32/46	6,401,911 B1 *	6/2002	Swinderman	B65G 45/16 198/499
D371,610 S *	7/1996	Hsiao	D25/124	6,439,373 B1 *	8/2002	Swinderman	B65G 45/12 198/497
D371,611 S *	7/1996	Hsiao	D25/124	6,457,575 B2 *	10/2002	Swinderman	B65G 45/12 198/497
D371,612 S *	7/1996	Hsiao	D25/124	6,581,754 B2	6/2003	Law	
5,611,524 A	3/1997	Gordon		6,948,609 B2	9/2005	Finger et al.	
5,724,640 A	3/1998	Thayer		7,275,634 B1	10/2007	Hinson	
5,732,436 A	3/1998	Feigenbaum		D632,045 S *	2/2011	Kotze	D34/35
5,797,587 A *	8/1998	Schumacher	F16K 31/0606 137/625.65	D702,013 S *	4/2014	Childs	D34/29
5,802,662 A *	9/1998	Veazie, III	B60S 1/38 15/250.48	D702,014 S *	4/2014	Childs	D34/29
5,809,605 A	9/1998	Gringer		D710,564 S *	8/2014	Yang	D34/29
5,865,294 A	2/1999	Betz		8,973,739 B2	3/2015	Zieger	
5,887,702 A *	3/1999	Mott	B65G 45/16 198/499	D740,514 S *	10/2015	Peterson	D34/29
5,992,614 A	11/1999	Mott		D756,060 S *	5/2016	DeVries	D34/29
6,038,729 A	3/2000	Feigenbaum		2003/0066737 A1 *	4/2003	Malmberg	B65G 45/12 198/497
6,056,112 A *	5/2000	Wiggins	B65G 45/16 198/497	2004/0188224 A1 *	9/2004	Kolodziej	B65G 45/16 198/499
6,267,818 B1	7/2001	Volpe, Jr.		2005/0121294 A1	6/2005	Finger et al.	
6,360,875 B1	3/2002	Altemus, Jr. et al.		2007/0089968 A1 *	4/2007	Swinderman	B65G 45/12 198/497

* cited by examiner

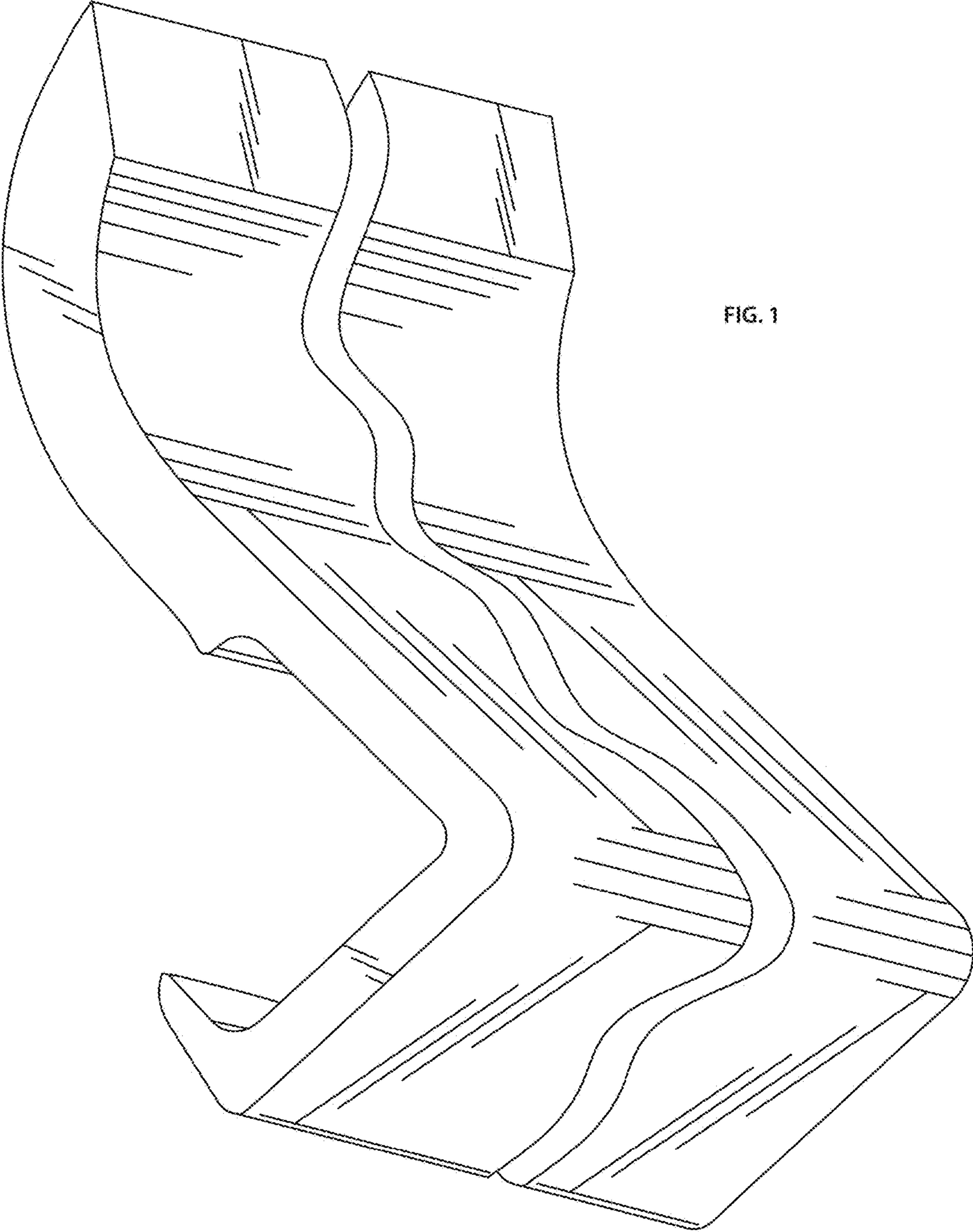


FIG. 1

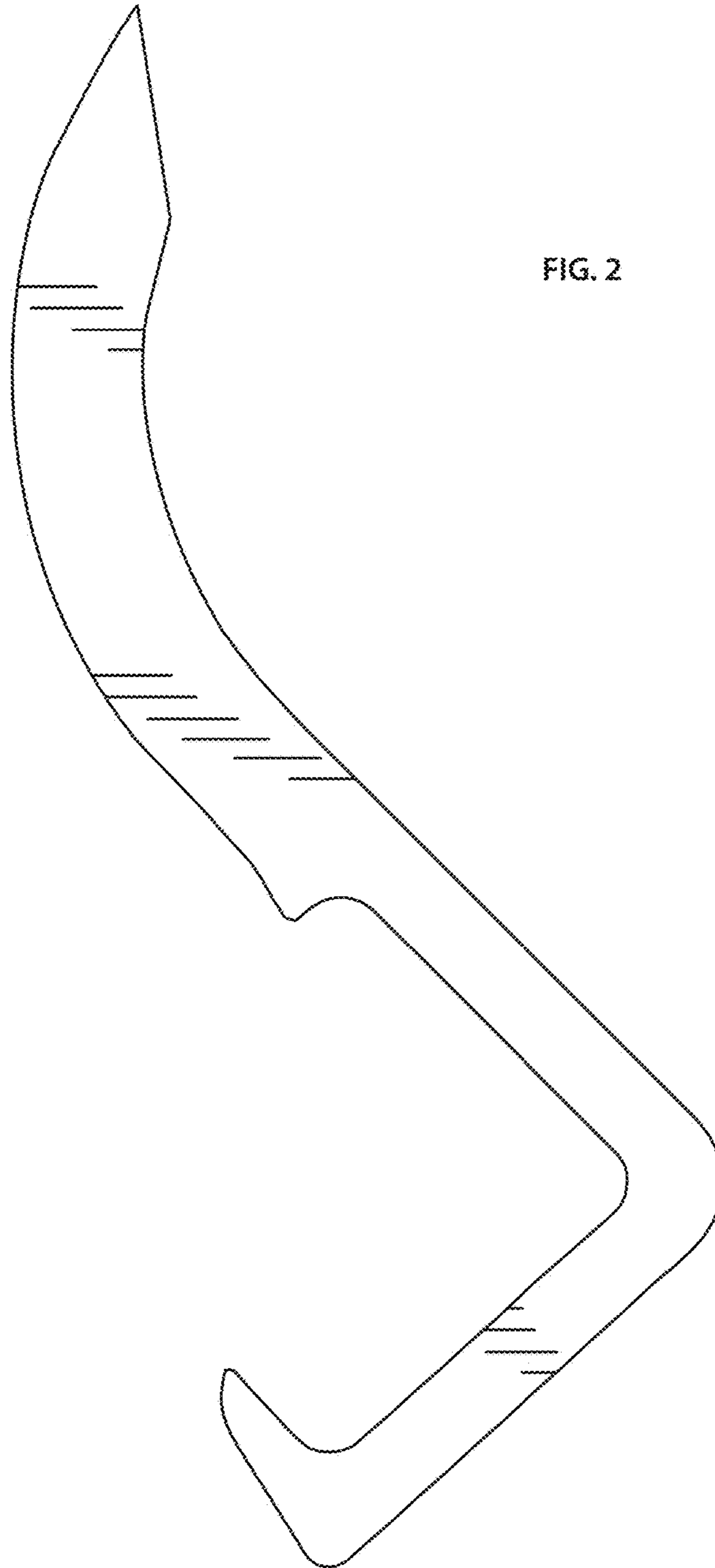
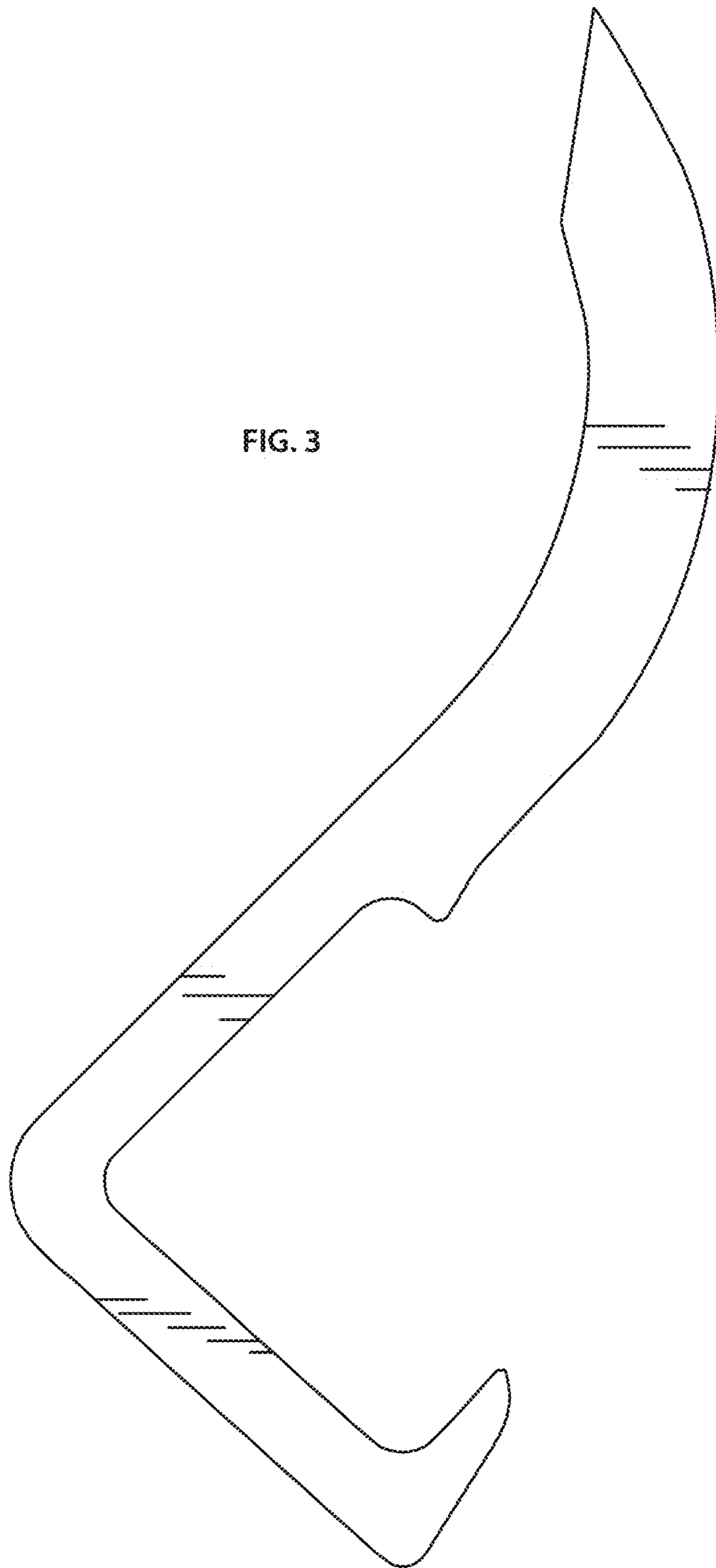


FIG. 2



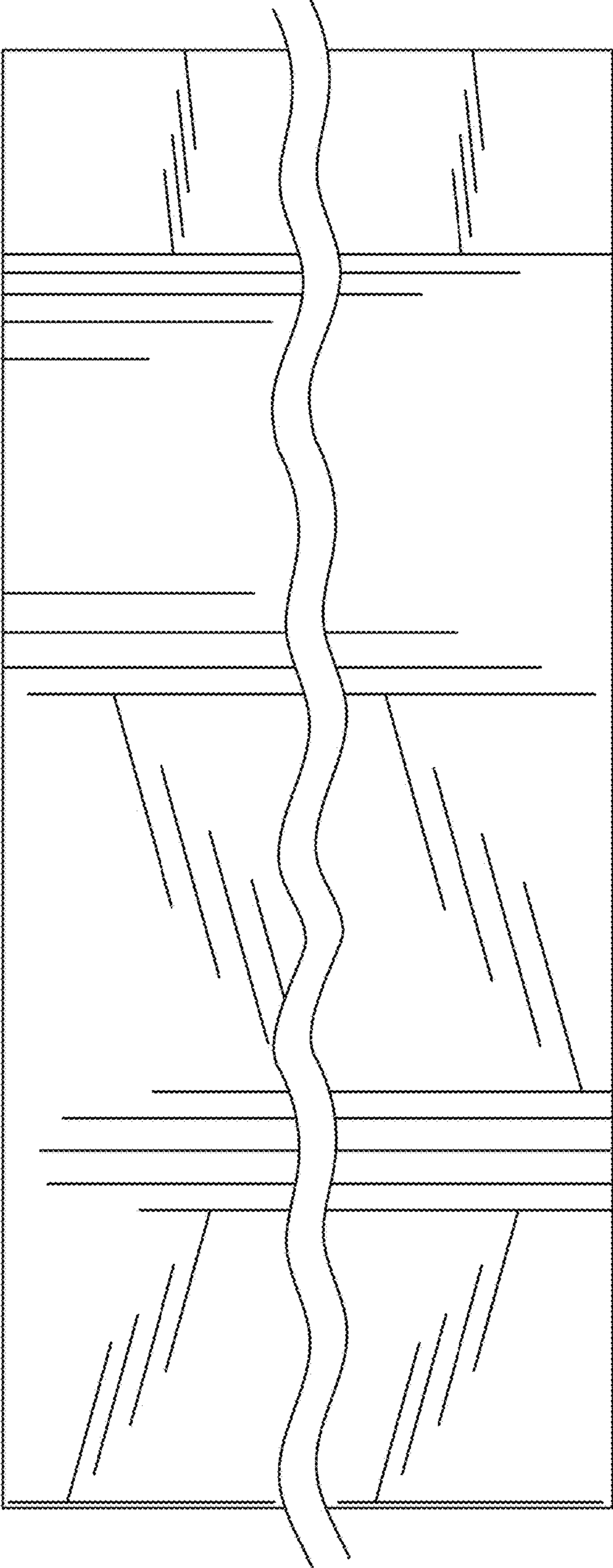


FIG. 4

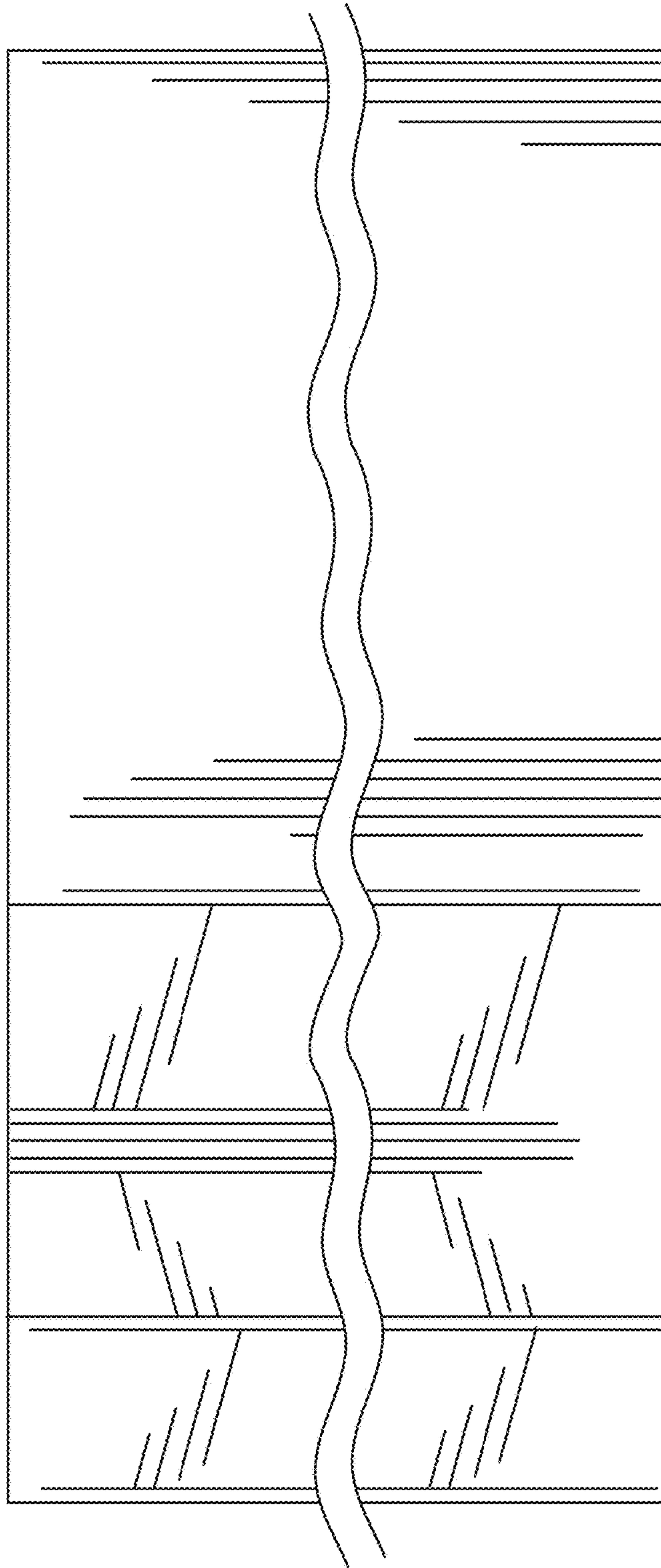


FIG. 5

FIG. 6

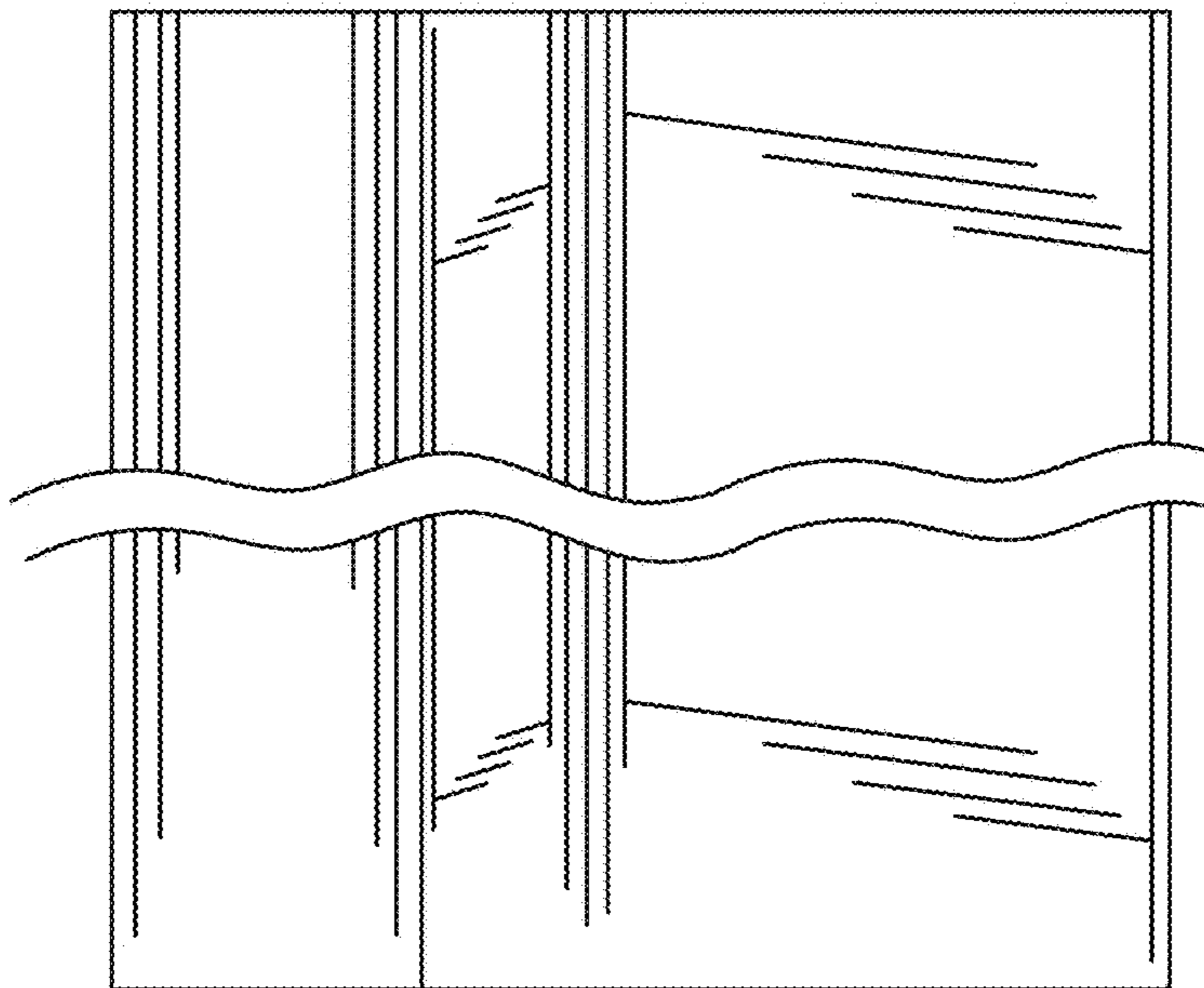
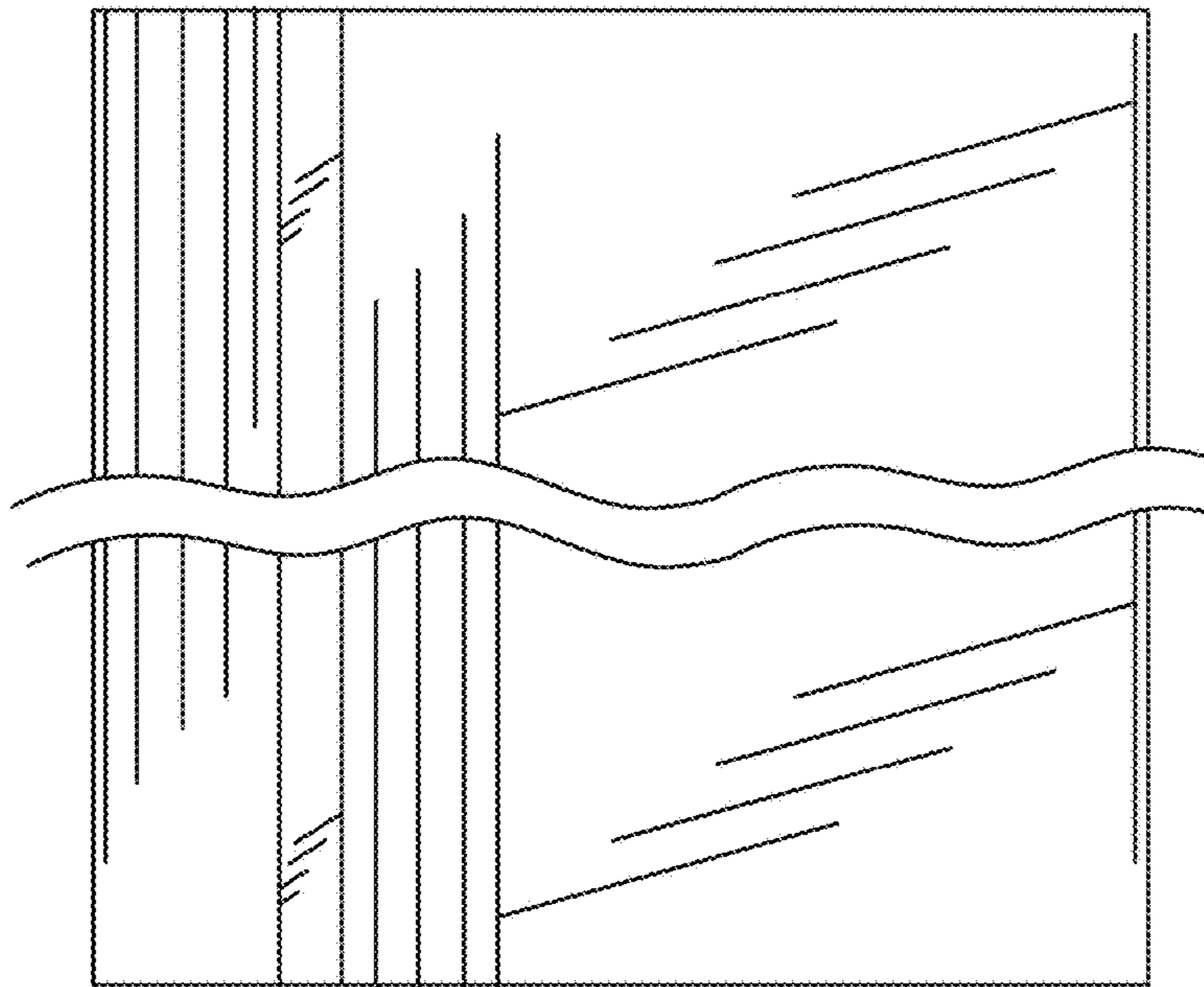


FIG. 7



UNITED STATES PATENT AND TRADEMARK OFFICE
CERTIFICATE OF CORRECTION

PATENT NO. : D776,396 S
APPLICATION NO. : 29/537197
DATED : January 10, 2017
INVENTOR(S) : Mark Steven Pettinga

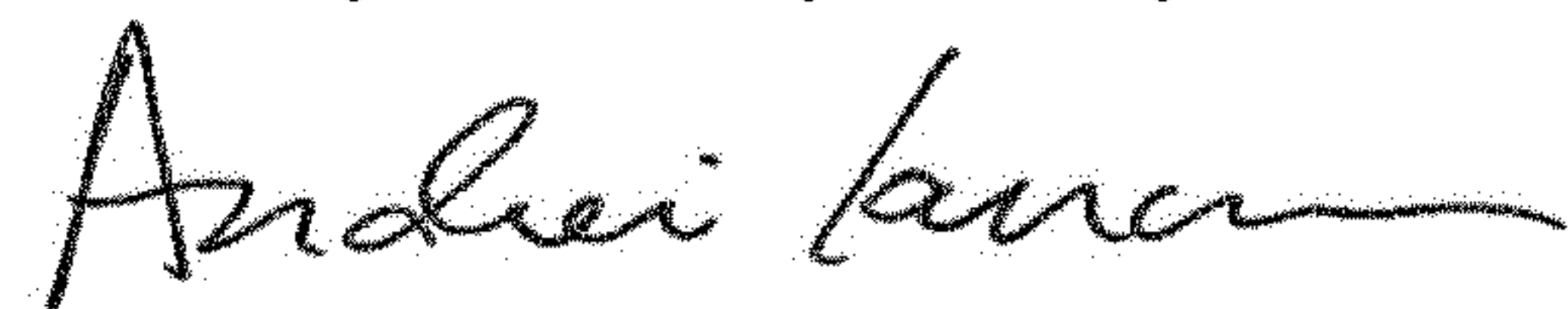
Page 1 of 1

It is certified that error appears in the above-identified patent and that said Letters Patent is hereby corrected as shown below:

On the Title Page

Column 2, Line 11 Description, delete "form" and insert -- forms no --, therefor.

Signed and Sealed this
Thirty-first Day of July, 2018



Andrei Iancu
Director of the United States Patent and Trademark Office