



US00D776386S

(12) **United States Design Patent** (10) **Patent No.:** **US D776,386 S**  
**Green** (45) **Date of Patent:** **\*\* Jan. 10, 2017**

(54) **COMBINATION DRYING MAT AND RACK**

(71) Applicant: **Umbra LLC**, Buffalo, NY (US)

(72) Inventor: **David Green**, Toronto (CA)

(73) Assignee: **Umbra, LLC**, Buffalo, NY (US)

(\*\*) Term: **15 Years**

(21) Appl. No.: **29/559,520**

(22) Filed: **Mar. 29, 2016**

(51) **LOC (10) Cl.** ..... **07-05**

(52) **U.S. Cl.**  
USPC ..... **D32/55**

(58) **Field of Classification Search**

USPC ..... D32/55, 276, 3; D6/510, 525; D30/133;  
211/41.5, 41.4, 41.3, 41.8; 361/679.4;  
312/311, 333, 334.4; D7/354, 629  
CPC .. A47L 15/505; A47L 15/503; A47L 15/0013;  
A47L 19/02; A47L 19/04; A47J 47/20  
See application file for complete search history.

(56) **References Cited**

**U.S. PATENT DOCUMENTS**

2,479,118	A	8/1949	Jeness	
4,531,641	A	7/1985	Archambault	
D347,717	S	6/1994	Chapin	
D353,921	S	12/1994	Lippisch et al.	
D376,882	S *	12/1996	Cook	D32/55
D383,273	S *	9/1997	Hampshire	D32/55
D398,725	S	9/1998	Merkel	
D418,646	S *	1/2000	Hampshire	D32/55

(Continued)

**OTHER PUBLICATIONS**

Handish Dish Drying Mat, B4Market Design, <https://www.youtube.com/watch?v=emBegADbSSQ>, accessed Apr. 4, 2016, Published Nov. 5, 2013.

*Primary Examiner* — Austin Murphy

(74) *Attorney, Agent, or Firm* — Simpson & Simpson, PLLC

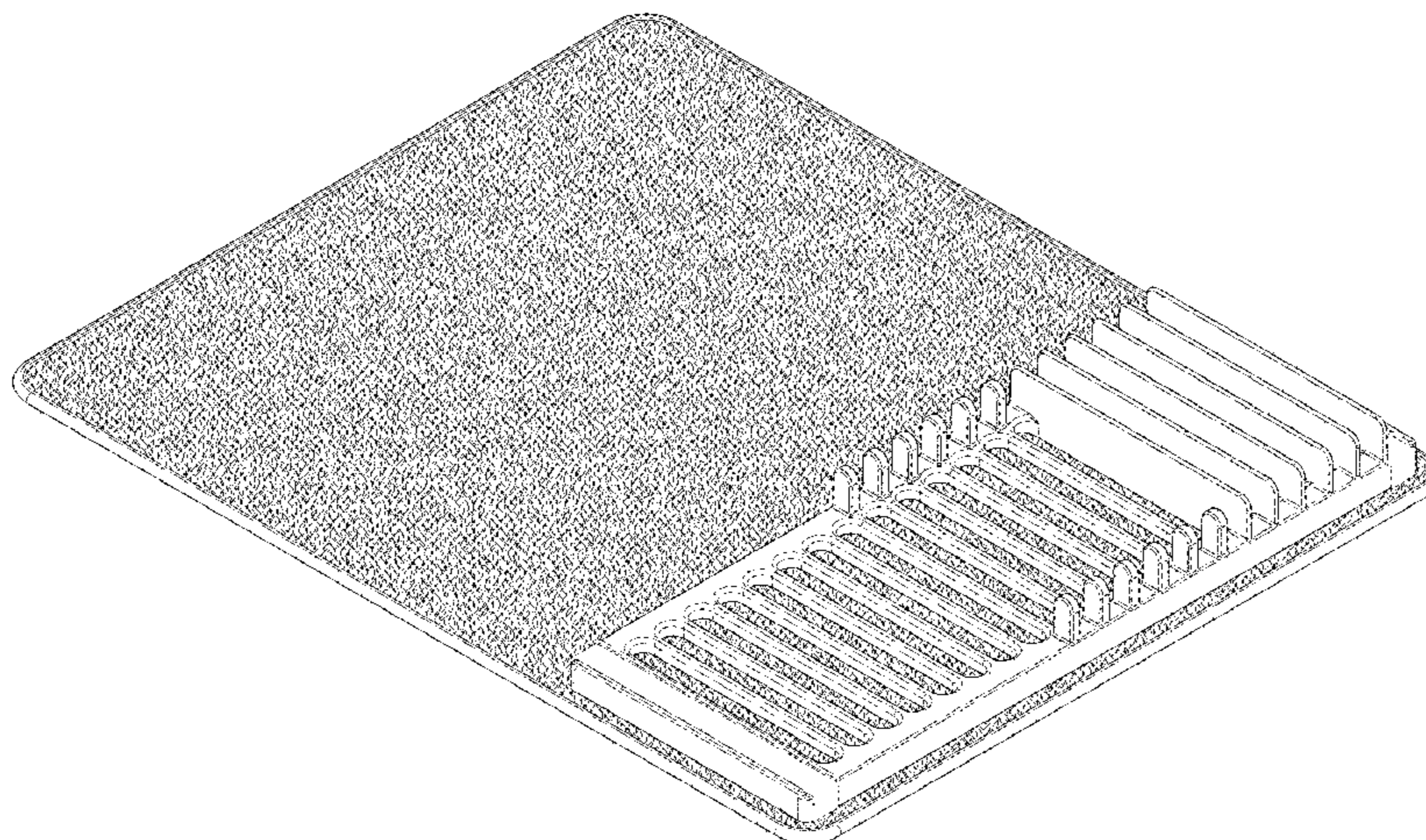
(57) **CLAIM**

The ornamental design for a combination drying mat and rack, as shown and described.

**DESCRIPTION**

FIG. 1 is a perspective view of the combination drying mat and rack of the present invention;  
FIG. 2 is a front elevational view of the invention shown in FIG. 1;  
FIG. 3 is a rear elevational view of the invention shown in FIG. 1;  
FIG. 4 is a left side elevational view of the invention shown in FIG. 1;  
FIG. 5 is a right side elevational view of the invention shown in FIG. 1;  
FIG. 6 is a top plan view of the invention shown in FIG. 1;  
FIG. 7 is a bottom plan view of the invention shown in FIG. 1;  
FIG. 8 is a perspective view of the invention shown in FIG. 1 in context; and,  
FIG. 9 is a perspective view of a second embodiment of the combination drying mat and rack of the present invention. The combination drying mat and rack includes stippling in the various views, for example, FIGS. 2 and 3, to depict surface curvature, flatness or other shapes. Stippling is also shown in FIGS. 1 through 8 to depict continuous textured surfaces having no particular pattern. A dish, a glass, a knife and a pot are shown in FIG. 8 in broken lines to show the invention in context only and form no part of the design to be patented. Elastic bands are shown in the various views in broken lines to indicate the elastic bands form no part of the design to be patented.

**1 Claim, 7 Drawing Sheets**



(56)

**References Cited**

## U.S. PATENT DOCUMENTS

D418,647	S	*	1/2000	Snell .....	D32/55
6,170,676	B1		1/2001	Patadia et al.	
D438,681	S	*	3/2001	Klein .....	D32/55
6,357,605	B1		3/2002	Martorella	
6,502,704	B2		1/2003	Martorella et al.	
6,581,774	B1		6/2003	Galafassi et al.	
D490,198	S		5/2004	Jerstroem et al.	
D634,089	S	*	3/2011	Wisniewski .....	D32/55
D670,882	S	*	11/2012	Meredith .....	D32/55
D692,199	S		10/2013	Huang	
D693,081	S	*	11/2013	Yang .....	D32/55
D693,082	S		11/2013	Evans et al.	
8,573,410	B2		11/2013	Chalifoux	
D706,008	S	*	5/2014	Lerner .....	D32/55
D706,009	S	*	5/2014	Cooper .....	D32/55
D732,256	S		6/2015	Huang	
D736,488	S		8/2015	Le	
9,107,552	B2		8/2015	Micek et al.	
D751,784	S	*	3/2016	Robbins, III .....	D32/55
D767,841	S	*	9/2016	Cotter .....	D32/55
2008/0149644	A1		6/2008	Piacenza et al.	
2008/0179264	A1		7/2008	Abrams	
2008/0210648	A1		9/2008	Davis	
2008/0283480	A1		11/2008	Segall et al.	
2013/0105423	A1		5/2013	Chalifoux	

\* cited by examiner

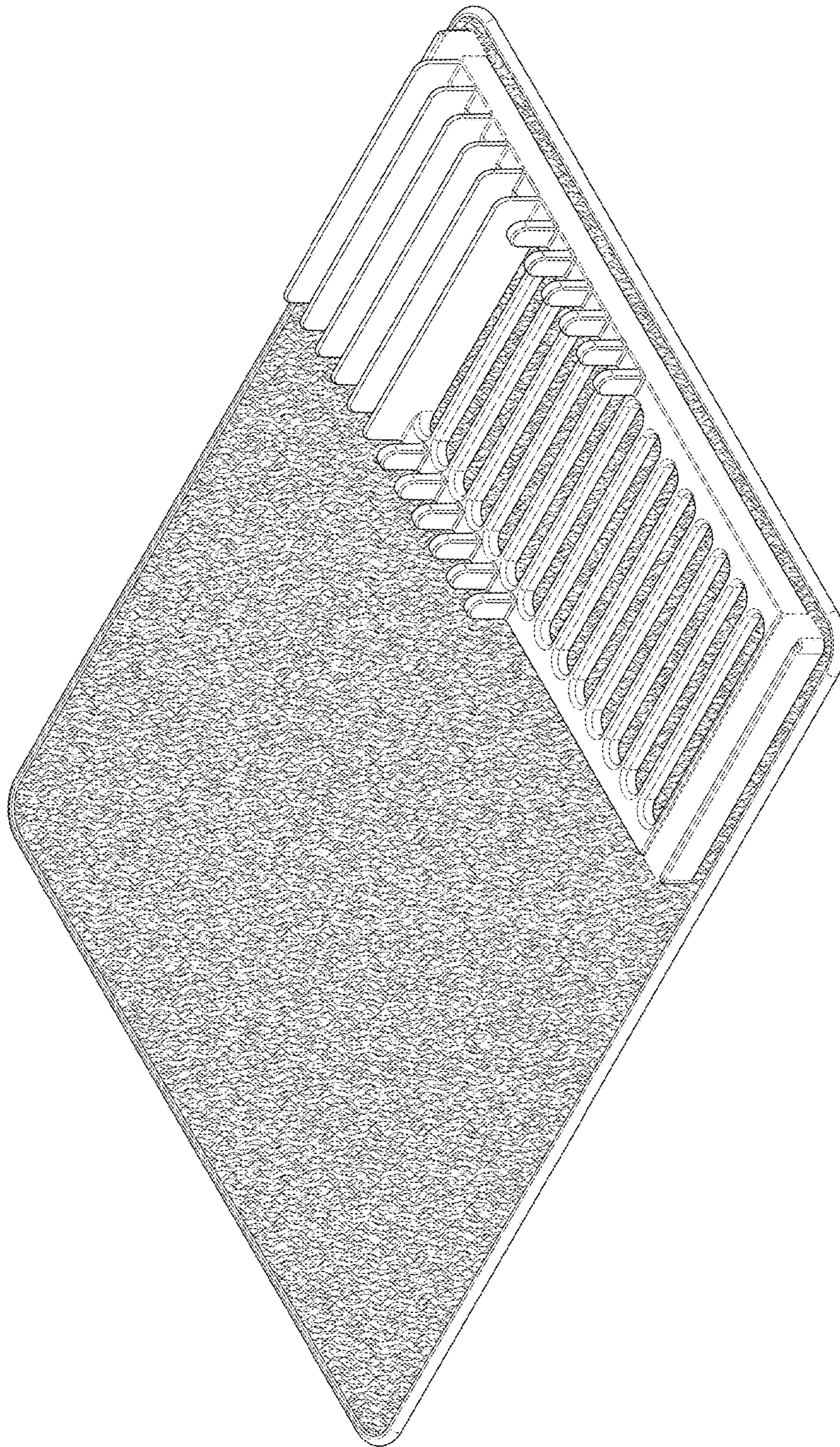


Fig. 1




Fig. 2

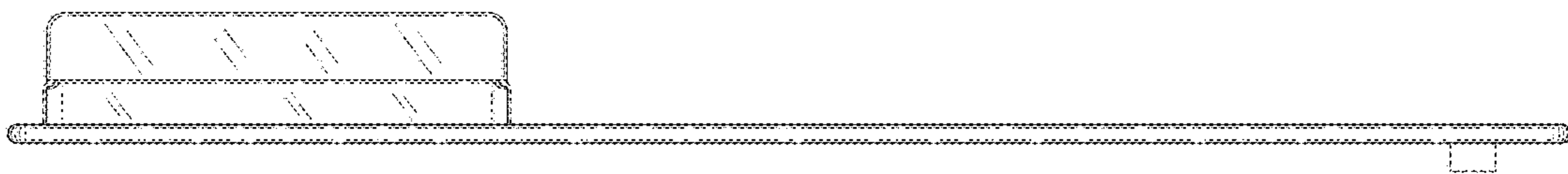


Fig. 3

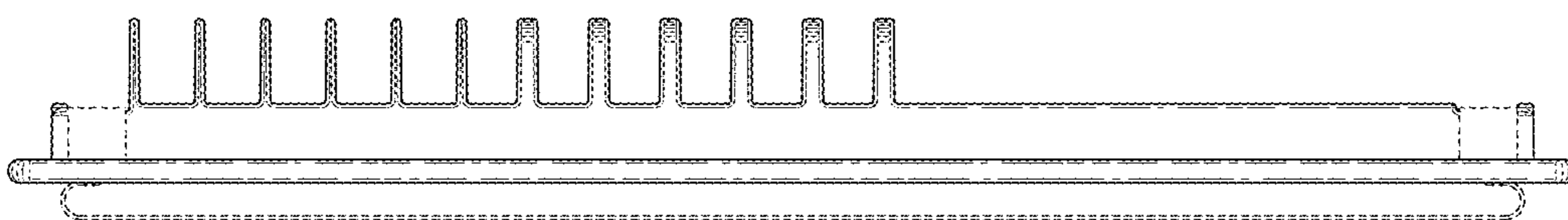


Fig. 4

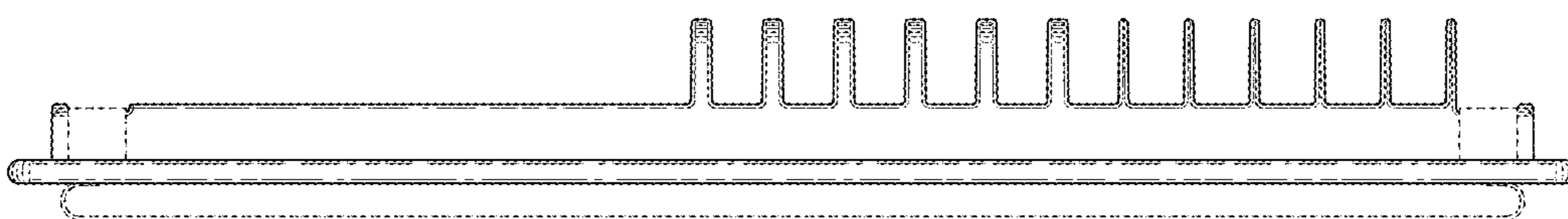


Fig. 5




Fig. 6




Fig. 7

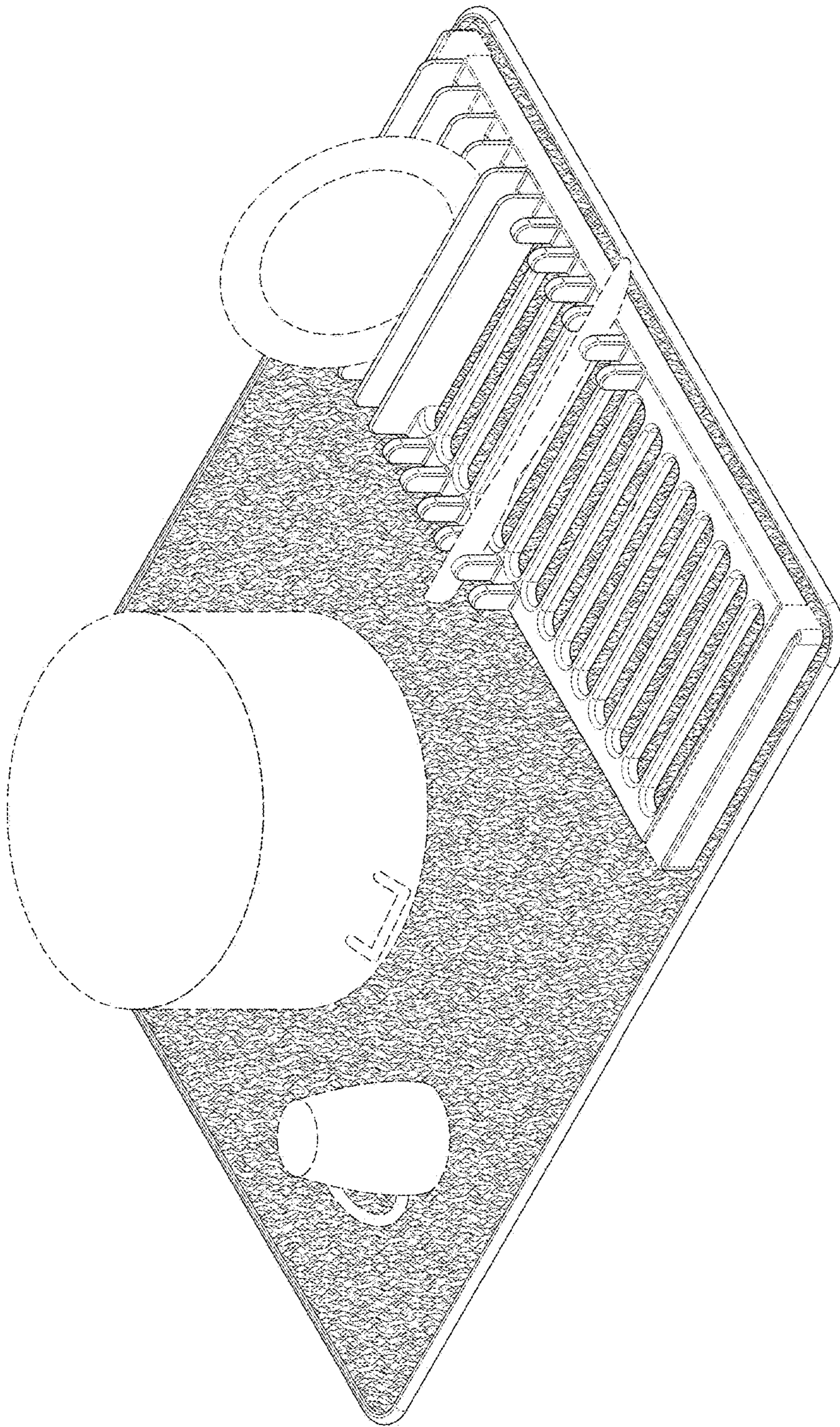


Fig. 8



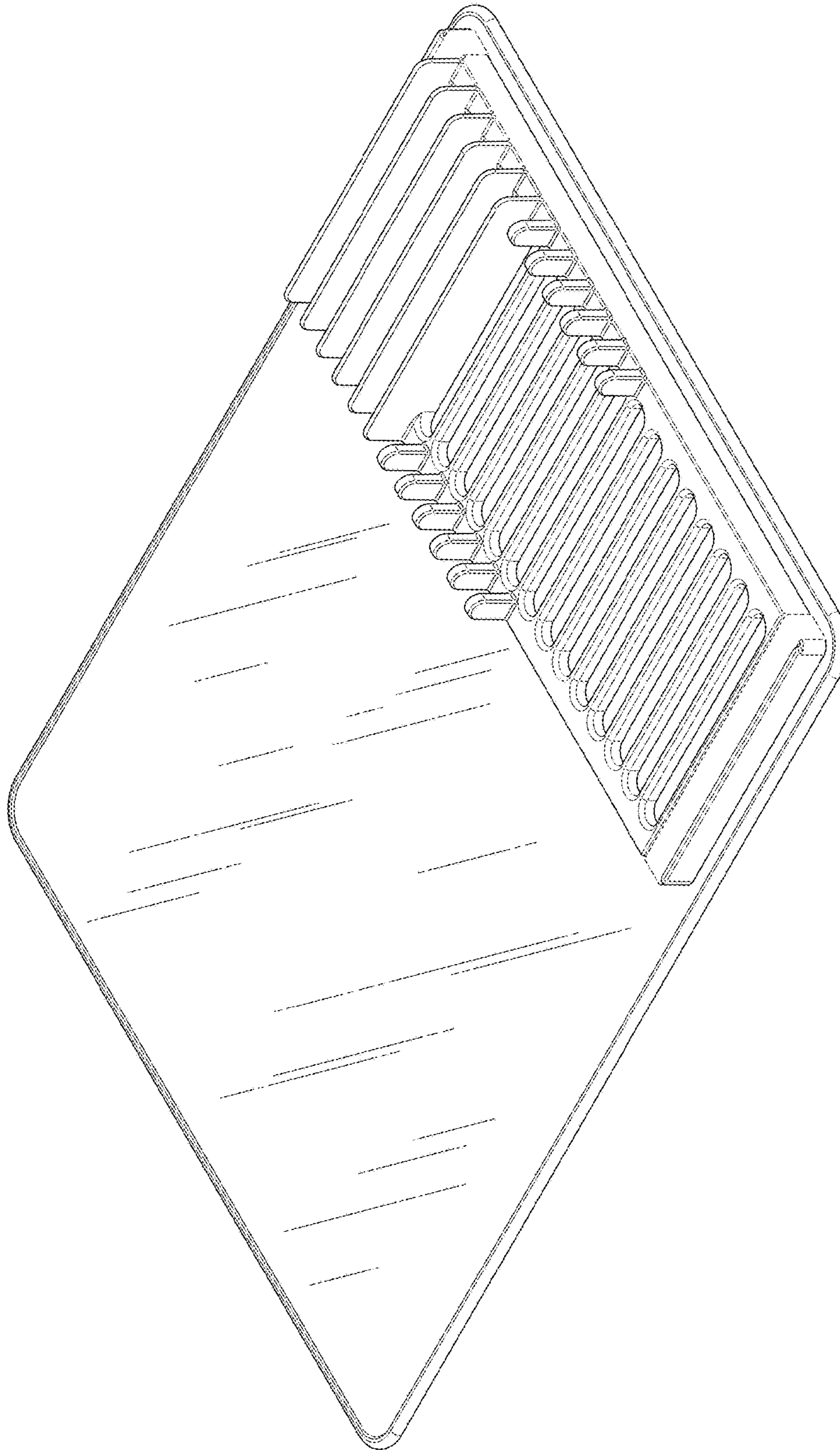


Fig. 9