



US00D776383S

(12) **United States Design Patent**
Reed

(10) **Patent No.:** **US D776,383 S**
(45) **Date of Patent:** **** Jan. 10, 2017**

(54) **HYDRAULIC FLUID DRYING DEVICE**

(71) Applicant: **Mary Reed**, Myrtle Beach, SC (US)

(72) Inventor: **Mary Reed**, Myrtle Beach, SC (US)

(**) Term: **15 Years**

(21) Appl. No.: **29/540,577**

(22) Filed: **Sep. 25, 2015**

(51) **LOC (10) Cl.** **04-01**

(52) **U.S. Cl.**
USPC **D32/40**

(58) **Field of Classification Search**
USPC D32/40-42; D21/400, 405; D1/100-130;
D17/99; 210/689; D6/601, 604, 595-596
CPC F15B 21/04; B01D 15/10; A47L 1/06;
A47L 13/24; A47L 13/16
See application file for complete search history.

(56) **References Cited**

U.S. PATENT DOCUMENTS

D391,715 S *	3/1998	Irwin	D32/50
D481,184 S *	10/2003	Clare	D32/50
D487,174 S *	2/2004	Colman	D32/45
D506,050 S *	6/2005	Lalanne	D32/45
D554,815 S *	11/2007	Harper	D32/40
D574,565 S *	8/2008	Harper	D32/50
D581,618 S *	11/2008	Soller	D32/50
D585,612 S *	1/2009	Soller	D32/40
D591,921 S *	5/2009	Rosenzweig	D32/45
D607,168 S *	12/2009	Libman	D32/45
D644,386 S *	8/2011	Tawara	D32/51
D661,034 S *	5/2012	Ediger	D32/45
8,166,597 B2 *	5/2012	Levitt	A47L 13/12 15/118
D704,910 S *	5/2014	Hughes	D32/40
D720,906 S *	1/2015	Baldwin	D32/50
8,927,480 B2 *	1/2015	Williams	A47L 13/17 15/228
D723,233 S *	2/2015	Gidwell	D32/50
D742,608 S *	11/2015	Chang	D32/40
9,179,816 B2 *	11/2015	Kaminer	A47L 13/20

D759,329 S *	6/2016	Colangelo	D32/50
9,420,932 B2 *	8/2016	Hansen	A47L 11/34
D766,528 S *	9/2016	Choi	D32/50

(Continued)

FOREIGN PATENT DOCUMENTS

CN	302137374	*	10/2012
JP	D1280571	*	9/2006
KR	300775285.0000	*	12/2014

OTHER PUBLICATIONS

Pop Tubes party favors sensory fidget toy occupational therapy on PopScreen, website copyright 2016, <https://www.popscreen.com/prod/MTA2MDczMjA3/-Pop-Tubes-party-favors-sensory-fidget-toy-occupational-therapy-eBay>, [site visited Sep. 26, 2016 6:25:53 PM].*

(Continued)

Primary Examiner — John Windmuller
Assistant Examiner — John R Yeh

(57) **CLAIM**

The ornamental design for a hydraulic fluid drying device, as shown and described.

DESCRIPTION

FIG. 1 is a perspective view of a hydraulic fluid drying device;
FIG. 2 is a front elevational view thereof;
FIG. 3 is a rear elevational view thereof;
FIG. 4 is a left side elevational view thereof;
FIG. 5 is a right side elevational view thereof;
FIG. 6 is a bottom plan view thereof; and,
FIG. 7 is a top plan view thereof.
The broken lines illustrate environmental structure that forms no part of the claimed design.

1 Claim, 7 Drawing Sheets



(56)

References Cited

U.S. PATENT DOCUMENTS

2005/0022843 A1* 2/2005 Policicchio A47L 13/20
134/6
2007/0256266 A1* 11/2007 Michelson A47L 13/20
15/228

OTHER PUBLICATIONS

Duae Manus: Swapping a 2-Piece Drive Shaft for a 1-Piece in a 1983-1997 Ford Ranger, comment date Jul. 7, 2009, <http://duaemanus.blogspot.com/2009/04/swapping-2-piece-drive-shaft-for-1.html>, [site visited Sep. 26, 2016 6:05:30 PM].*

Sausage Weight Bag from Rose Brand, website copyright 2015, [site visited Sep. 26, 2016 9:11:52 PM], <http://www.rosebrand.com/...bXHHR7FPCLbDGgr9nPP%2bXJ7CdoV3wAGdX-WkU6A%3d%3d&cid=565&idx=1&tid=1&info=Sandbags>.*

Molecular hydraulic oil water absorber | VehicleServicePros.com, website copyright 2016, [site visited Sep. 26, 2016], <http://www.vehicleservicepros.com/product/12031024/wix-filters-molecular-hydraulic-oil-water-absorber>.*

* cited by examiner




FIG. 1

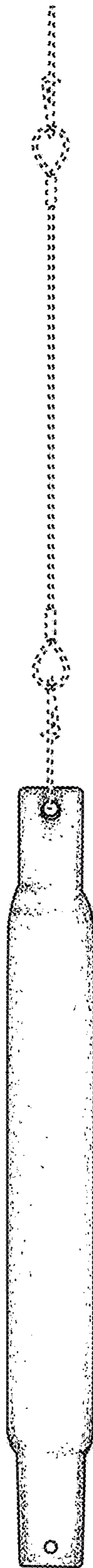


FIG. 2

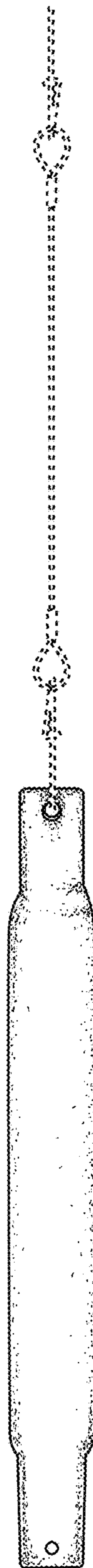


FIG. 3



FIG. 4



FIG. 5



FIG. 6




FIG. 7