



US00D776368S

(12) **United States Design Patent**  
**Avalos Sartorio et al.**

(10) **Patent No.:** **US D776,368 S**  
(45) **Date of Patent:** **\*\* Jan. 10, 2017**

- (54) **BASE FOR DOG BED**
- (71) Applicants: **Miguel Jose Avalos Sartorio**, Morelos (MX); **Carlos Jose Avalos Sartorio**, Morelos (MX)
- (72) Inventors: **Miguel Jose Avalos Sartorio**, Morelos (MX); **Carlos Jose Avalos Sartorio**, Morelos (MX)
- (\*\*) Term: **14 Years**
- (21) Appl. No.: **29/499,815**
- (22) Filed: **Aug. 19, 2014**
- (30) **Foreign Application Priority Data**  
Mar. 12, 2014 (MX) ..... MX/F/2014/000841
- (51) **LOC (10) Cl.** ..... **30-06**
- (52) **U.S. Cl.**  
USPC ..... **D30/118**
- (58) **Field of Classification Search**  
USPC ..... D30/118, 161, 129; 119/28.5; D6/382, D6/390, 604; 5/5, 93.1  
CPC ..... A01K 1/0272; A01K 1/35; A01K 1/0353; A47C 17/14; A47C 19/00; A47C 19/202; A47D 7/00  
See application file for complete search history.

- (56) **References Cited**  
U.S. PATENT DOCUMENTS  
D238,592 S \* 1/1976 Goldman ..... D30/133  
D244,815 S \* 6/1977 Snow ..... D6/390  
D288,636 S \* 3/1987 McLaren ..... D30/118  
5,311,837 A \* 5/1994 Mamer-Boellstorff A01K 1/0353  
119/28.5  
D355,310 S \* 2/1995 Walker ..... D6/382

- 5,490,292 A \* 2/1996 Auburn ..... A47D 7/00  
5/8
- D369,443 S \* 4/1996 Givens ..... D30/118
- D433,543 S \* 11/2000 Fiore ..... D30/118
- D487,373 S \* 3/2004 Ku ..... D6/604
- D487,823 S \* 3/2004 Wang ..... D30/118
- D496,137 S \* 9/2004 Byrne ..... D12/503
- 6,912,743 B1 \* 7/2005 Weil ..... A47D 7/00  
5/93.1
- D511,229 S \* 11/2005 Byrne ..... D30/160
- D550,137 S \* 9/2007 Kraines ..... D12/203
- D558,408 S \* 12/2007 Khubani ..... D30/199
- D633,256 S \* 2/2011 Lewis ..... D30/118
- 8,220,085 B2 \* 7/2012 Claffy ..... A47C 19/202  
5/8
- D684,733 S \* 6/2013 Altoon ..... D30/161
- D725,317 S \* 3/2015 Avalos Sartorio ..... D30/121
- D727,576 S \* 4/2015 Avalos Sartorio ..... D30/121

(Continued)

*Primary Examiner* — Cathy Anne MacCormac  
(74) *Attorney, Agent, or Firm* — Sheridan Ross PC

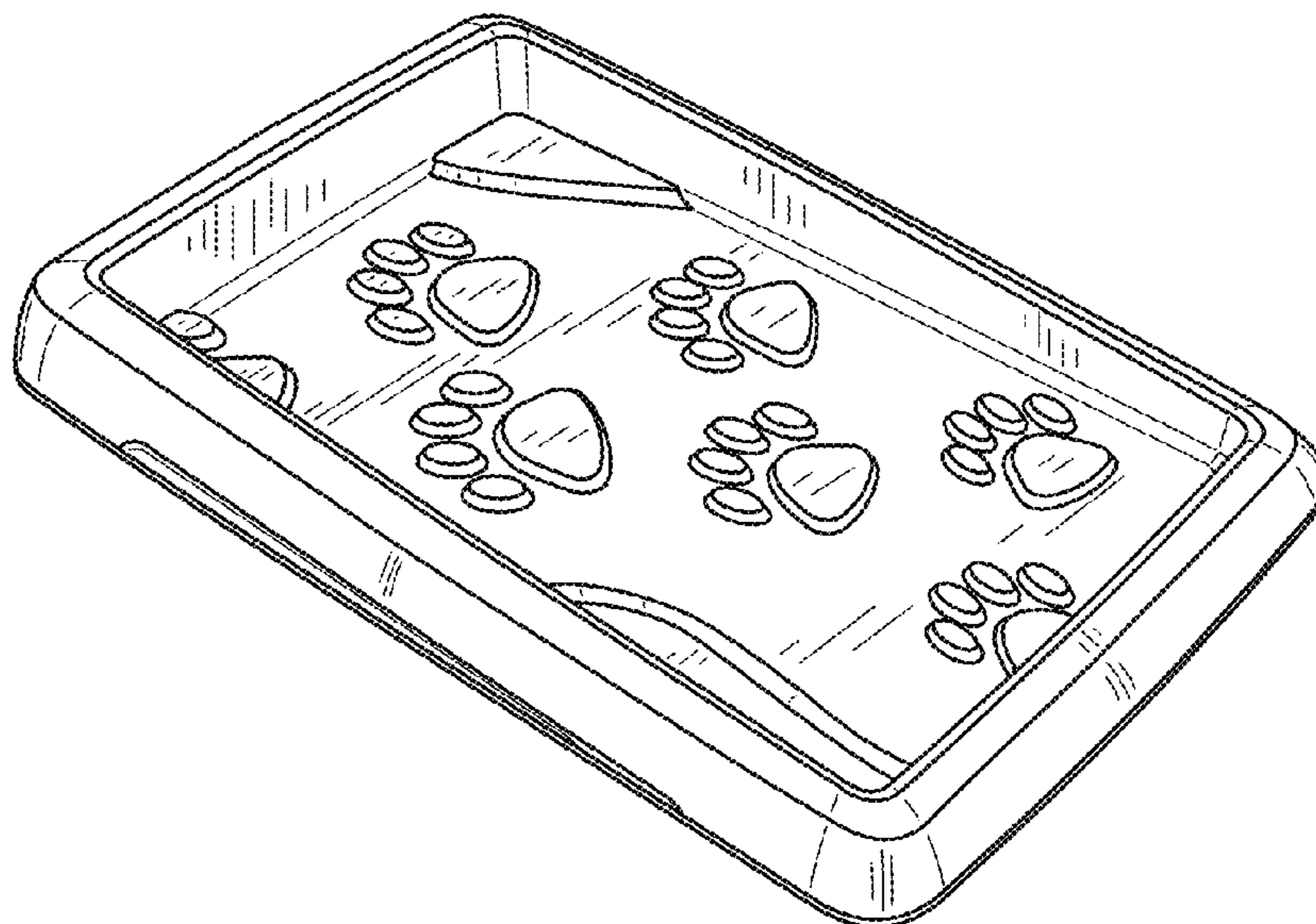
(57) **CLAIM**

The ornamental design for a base for dog bed, as shown and described.

**DESCRIPTION**

FIG. 1 is a perspective view of the base for dog bed showing our new design;  
FIG. 2 is a front elevation view of the base for dog bed;  
FIG. 3 is a rear elevation view of the base for dog bed;  
FIG. 4 is a right side view of the base for dog bed;  
FIG. 5 is a left side view of the base for dog bed;  
FIG. 6 is a top plan view of the base for dog bed; and,  
FIG. 7 is a bottom plan view of the base for dog bed.

**1 Claim, 5 Drawing Sheets**



(56)

**References Cited**

U.S. PATENT DOCUMENTS

2005/0235919 A1\* 10/2005 Willinger ..... A01K 5/0135  
119/61.5  
2011/0169183 A1\* 7/2011 Axelrod ..... B29C 45/14778  
264/46.4

\* cited by examiner

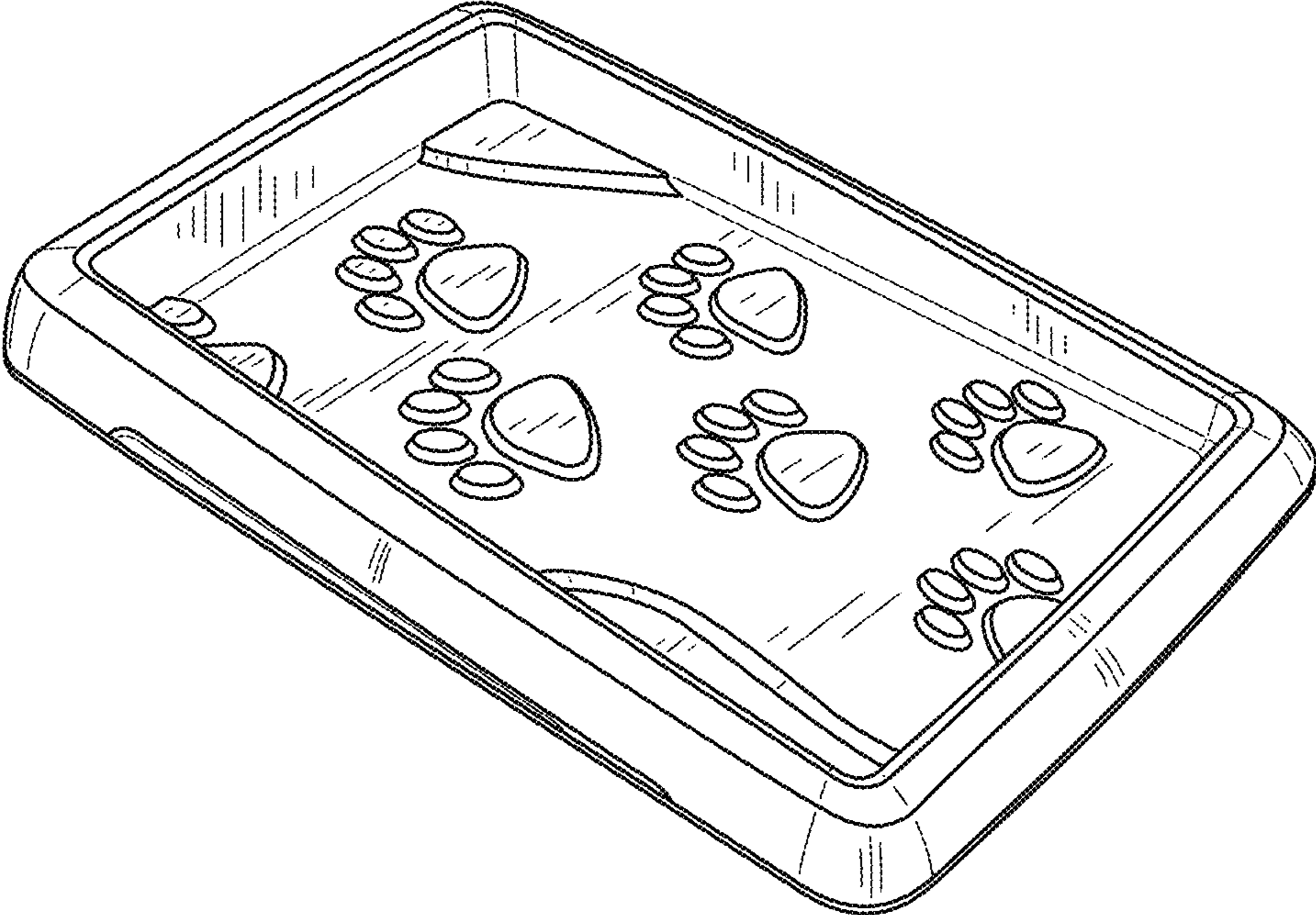


FIG.1

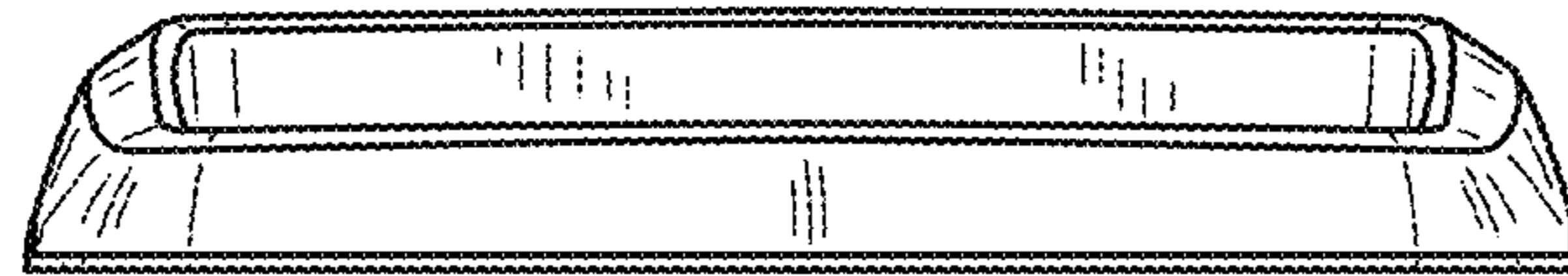


FIG. 2

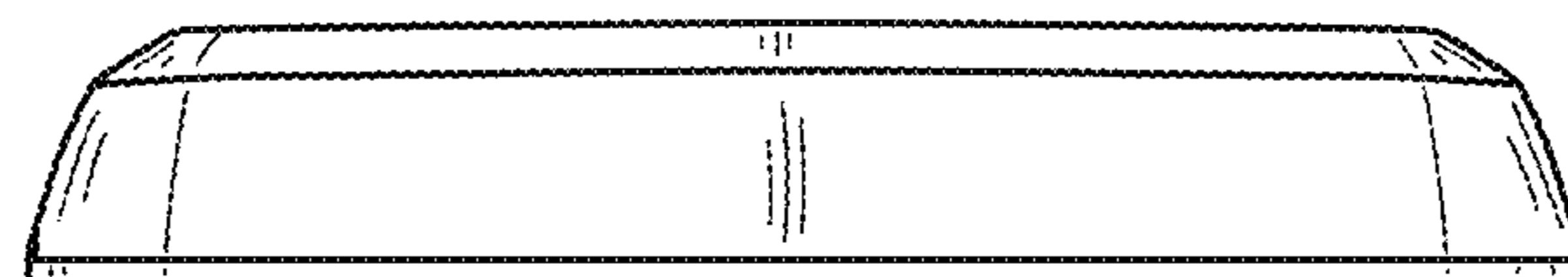


FIG. 3




FIG. 4




FIG. 5




FIG.6




FIG.7