



US00D776365S

(12) **United States Design Patent**
Viancin

(10) **Patent No.:** **US D776,365 S**

(45) **Date of Patent:** **** Jan. 10, 2017**

(54) **POT HOLDER**

(71) Applicant: **CHARLES VIANCIN GROUP,**
Chavanod (FR)

(72) Inventor: **Charles Viancin,** Chavanod (FR)

(73) Assignee: **Charles Viancin Group,** Seynod (FR)

(**) Term: **15 Years**

(21) Appl. No.: **29/527,627**

(22) Filed: **May 20, 2015**

(51) **LOC (10) Cl.** **06-13**

(52) **U.S. Cl.**
USPC **D29/119**

(58) **Field of Classification Search**
USPC D29/117.1, 117.2, 118, 119, 122, 123;
D3/244; D32/40; D2/615, 616, 617, 618,
D2/619, 620, 621, 622
CPC A41D 13/08; A41D 19/01529
See application file for complete search history.

(56) **References Cited**

U.S. PATENT DOCUMENTS

2,641,793	A *	6/1953	Wilm	A47J 45/10 15/220.2
D336,549	S *	6/1993	Stabile	D24/124
D355,051	S *	1/1995	Ives	D29/119
D425,261	S *	5/2000	Basile	D29/118
D458,715	S *	6/2002	Cintron	D29/119
D464,176	S *	10/2002	Cintron	D29/119
D485,647	S *	1/2004	Beyda	D29/119
D510,645	S *	10/2005	Duncan	D29/119
6,951,594	B2 *	10/2005	Tweel	A47G 23/0303 156/230

D555,431	S *	11/2007	Gostt	D3/244
D564,721	S *	3/2008	Vinson	D32/40
D734,562	S *	7/2015	Steidle	D29/118
2005/0114983	A1 *	6/2005	Demay	A41D 19/01529 2/160

OTHER PUBLICATIONS

Poppy Pot Holder. [online] Published date unknown. Retrieved on Aug. 16, 2016 from <URL: https://www.amazon.com/Charles-Viancin-2911-Poppy-Holder/dp/B016972FGY/ref=pd_sim_sbs_79_1?ie=UTF8&psc=1&refRID=24E40PG7T31D73WXGVQR>.*

* cited by examiner

Primary Examiner — Vy Koenig

Assistant Examiner — Omeed Agilee

(74) *Attorney, Agent, or Firm* — Porzio, Bromberg & Newman, P.C.

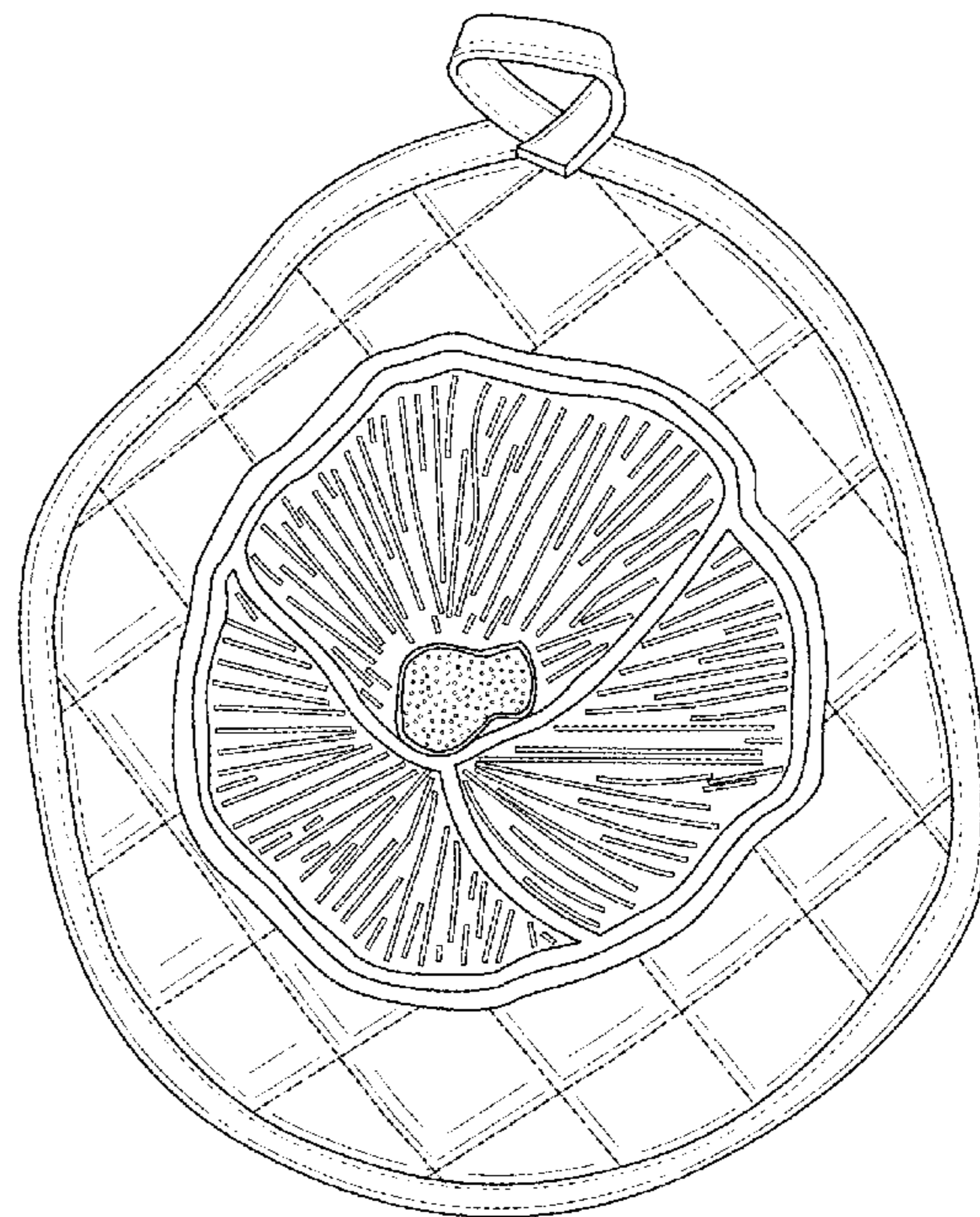
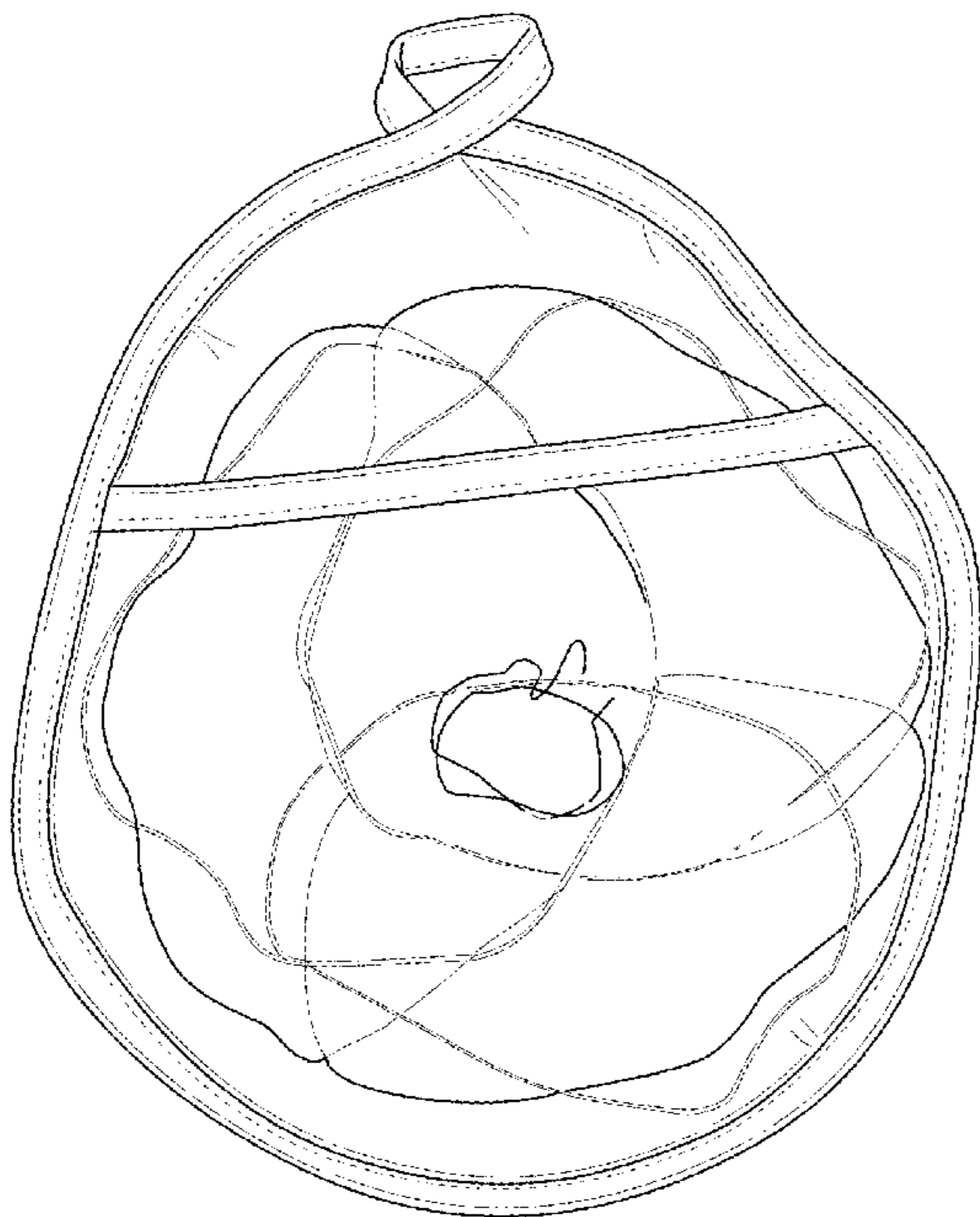
(57) **CLAIM**

I claim, the ornamental design for a pot holder, as shown and described.

DESCRIPTION

FIG. 1 is a front perspective view, showing my new design; FIG. 2 is a front elevational view thereof; FIG. 3 is a rear view thereof; FIG. 4 is a top view thereof; FIG. 5 is a bottom view thereof; FIG. 6 is a left side view thereof; and, FIG. 7 is a right side view thereof. The broken lines in the drawings depict stitching and form part of the claimed design.

1 Claim, 5 Drawing Sheets



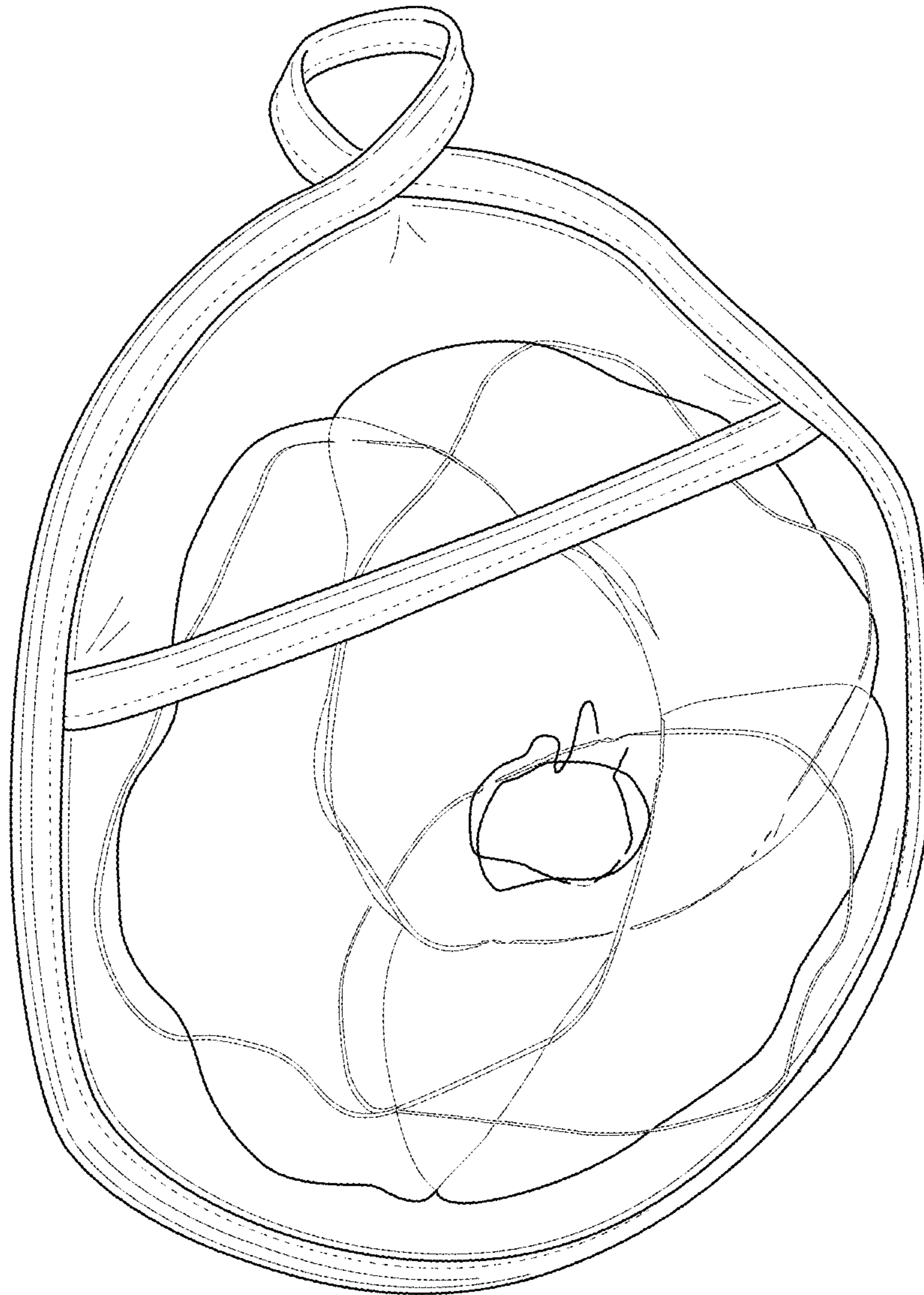


FIG. 1

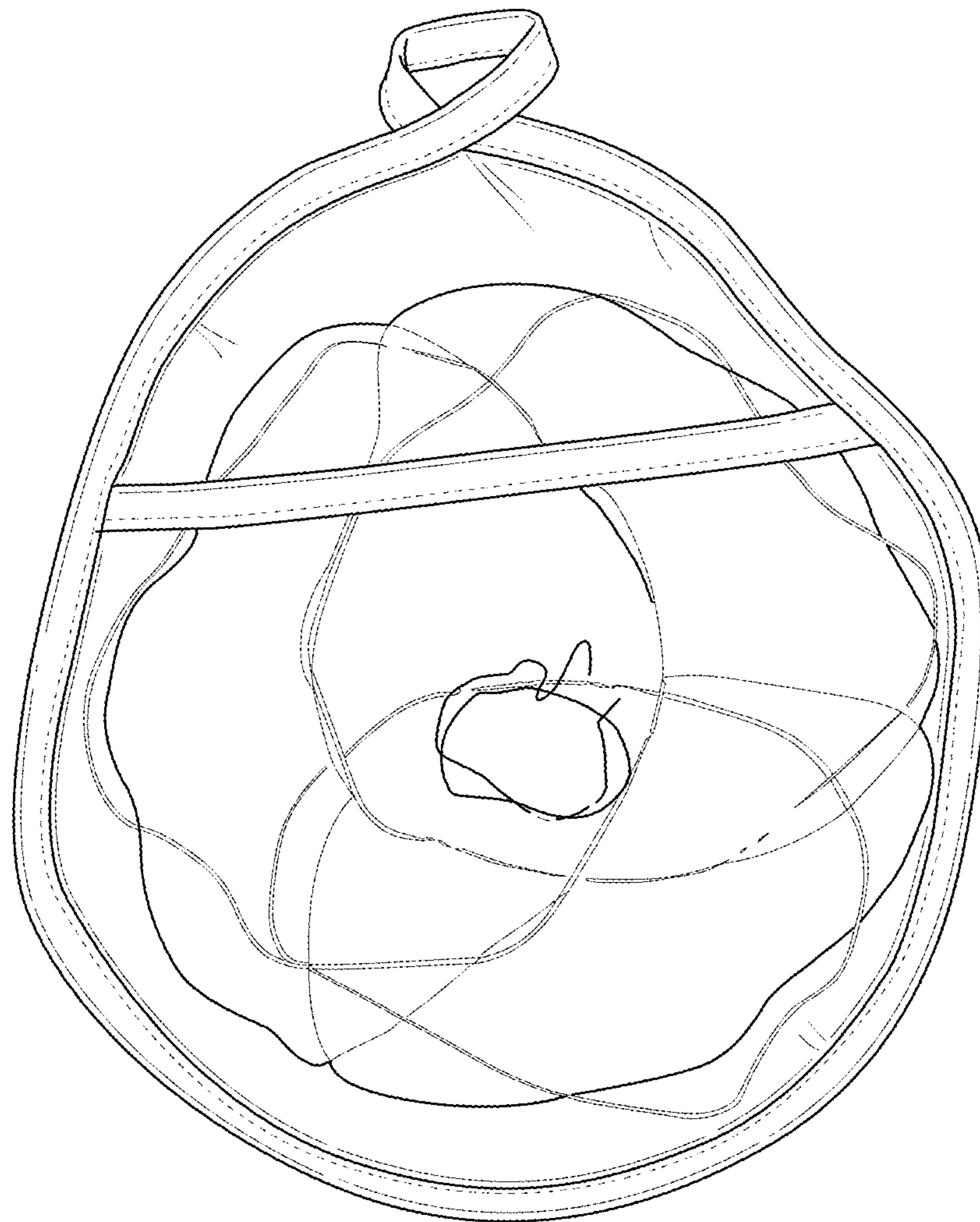


FIG. 2

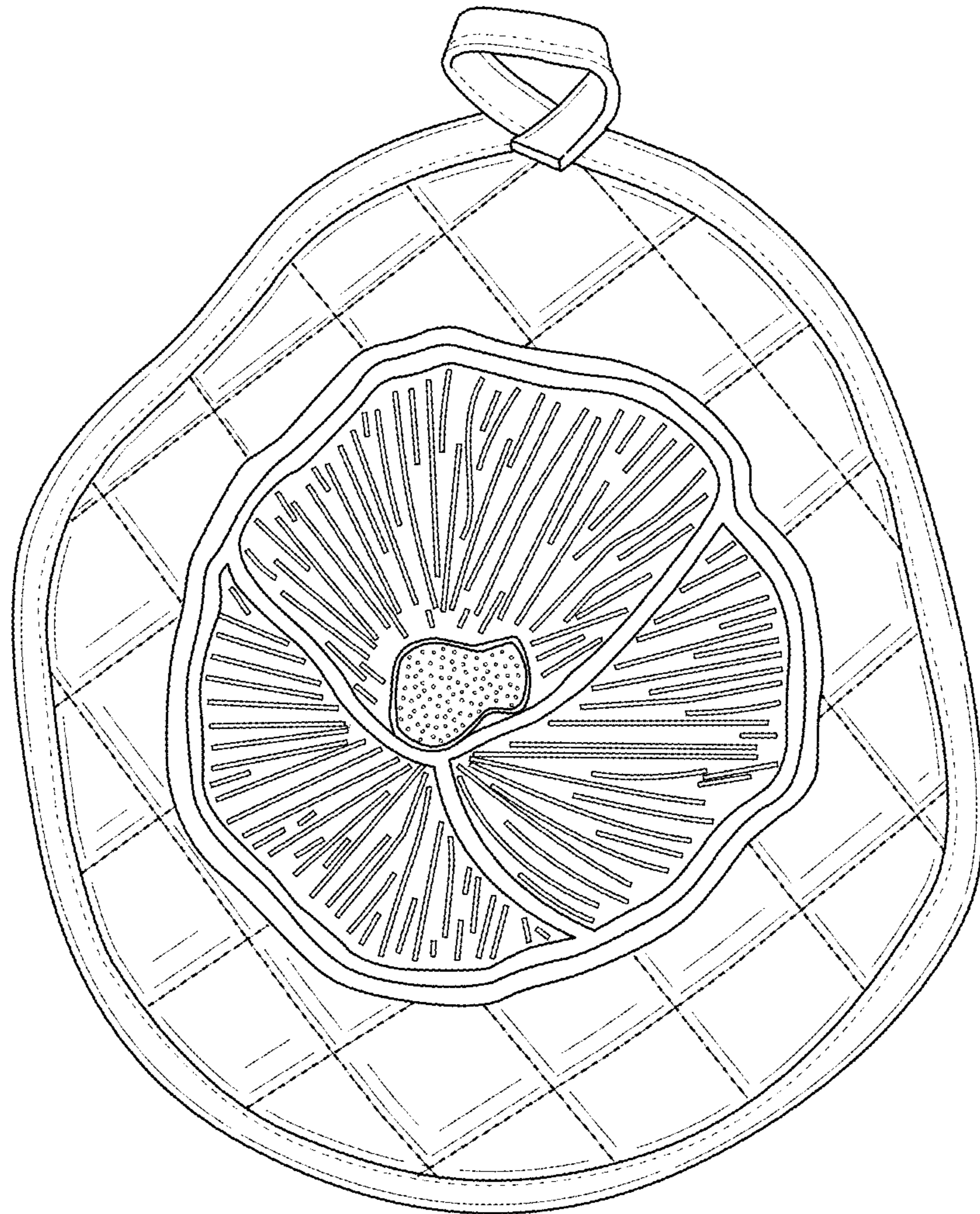


FIG. 3



FIG. 4



FIG. 5

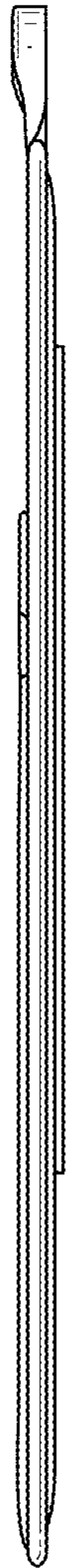


FIG. 6



FIG. 7