



US00D776363S

(12) **United States Design Patent**
Yell

(10) **Patent No.:** **US D776,363 S**
(45) **Date of Patent:** **** Jan. 10, 2017**

(54) **WEARABLE JEWELRY COVER**

(71) Applicant: **Victoria Yell**, West Rupert, VT (US)

(72) Inventor: **Victoria Yell**, West Rupert, VT (US)

(**) Term: **14 Years**

(21) Appl. No.: **29/495,187**

(22) Filed: **Jun. 27, 2014**

(51) **LOC (10) Cl.** **02-06**

(52) **U.S. Cl.**
USPC **D29/114**

(58) **Field of Classification Search**
USPC D2/610, 611, 612, 613, 614, 616, 617,
D2/618, 623; D11/1, 2, 3, 4, 5, 26, 86;
D29/113, 114, 117.1, 123
CPC A41D 13/08; A41D 13/087; A41D 19/00;
A41D 19/0003; A41D 19/0013; A41D
19/015; A44C 9/00; A44C 9/0092; A46B
5/04; A47K 7/02; A61F 5/0118; A61F
5/013; A61F 5/05875
See application file for complete search history.

D337,543 S * 7/1993 Caldwell D11/26
D362,701 S * 9/1995 Reilly D21/683
5,502,863 A * 4/1996 Perkins A46B 5/04
15/118
D370,111 S * 5/1996 Walker D2/610
5,554,076 A * 9/1996 Clark A63D 5/00
2/21
D410,957 S * 6/1999 Hubsher D2/623
6,023,786 A * 2/2000 Burnett A44C 5/00
2/16
D557,167 S * 12/2007 Grusosi-Scheufele D11/26
D558,405 S * 12/2007 Madison D29/123
D594,629 S * 6/2009 Tadevich D2/610
7,654,111 B2 * 2/2010 Alley A44C 9/0092
63/15.8
D637,763 S * 5/2011 Hernandez D29/114
D675,382 S * 1/2013 Eugene D29/114

(Continued)

Primary Examiner — Karen E. Eldridge Powers
Assistant Examiner — Jasmine Mlinarcik
(74) *Attorney, Agent, or Firm* — Schmeiser, Olsen &
Watts, LLP

(57) **CLAIM**

The ornamental design for a wearable jewelry cover, as shown and described.

(56) **References Cited**

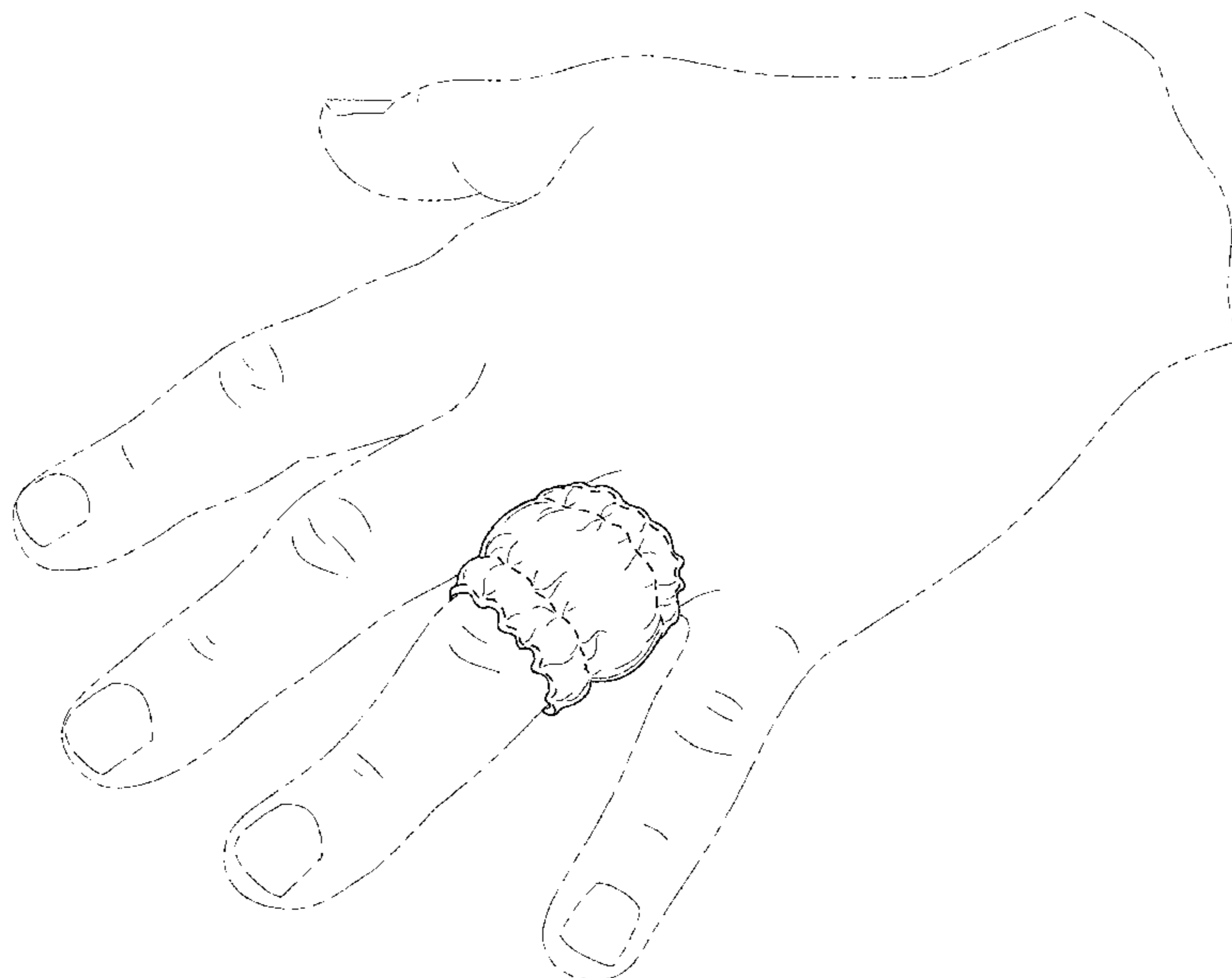
U.S. PATENT DOCUMENTS

D25,189 S * 2/1896 McMahon D2/611
1,533,441 A * 4/1925 Melling A44C 9/0092
63/15.8
1,854,047 A * 4/1932 Kurtz, Jr. A61F 13/105
2/21
D118,372 S * 1/1940 Guay D24/189
2,389,237 A * 11/1945 Petruccio A61F 13/105
2/21
3,694,845 A * 10/1972 Engelsher A47K 7/02
15/223
5,144,696 A * 9/1992 Kahl A42B 1/041
2/103

DESCRIPTION

FIG. 1 is a perspective view of a wearable jewelry cover of my new design, shown being worn on a finger of a hand; FIG. 2 is a front elevation view thereof, wherein the back view is the same as the front view; and, FIG. 3 is a right side elevation view thereof, wherein the left side view is the same as the right side view. The broken lines showing the hand illustrate environmental subject matter and form no part of the claimed invention. The broken lines within the bounds of the claimed design represent stitching that forms a part of the claimed design.

1 Claim, 2 Drawing Sheets



(56)

References Cited

U.S. PATENT DOCUMENTS

8,443,462 B1 * 5/2013 Eugene A41D 13/087
2/16
D686,779 S * 7/2013 Williams D29/114
D687,334 S * 8/2013 Hertrich D11/26
8,539,614 B2 * 9/2013 Cote A41D 13/087
2/161.1
D701,008 S * 3/2014 Fanelli D2/623
D713,998 S * 9/2014 Tiller D29/114
D728,862 S * 5/2015 Kurowski D29/114
9,393,148 B2 * 7/2016 Greenberg A61F 5/0118
2007/0021700 A1 * 1/2007 Liebowitz A61F 5/10
602/22
2012/0111349 A1 * 5/2012 Bowsher A61C 15/046
132/200
2012/0297515 A1 * 11/2012 Mysyk A41D 13/087
2/21
2014/0190208 A1 * 7/2014 Perkins A44C 9/0092
63/15.8

* cited by examiner

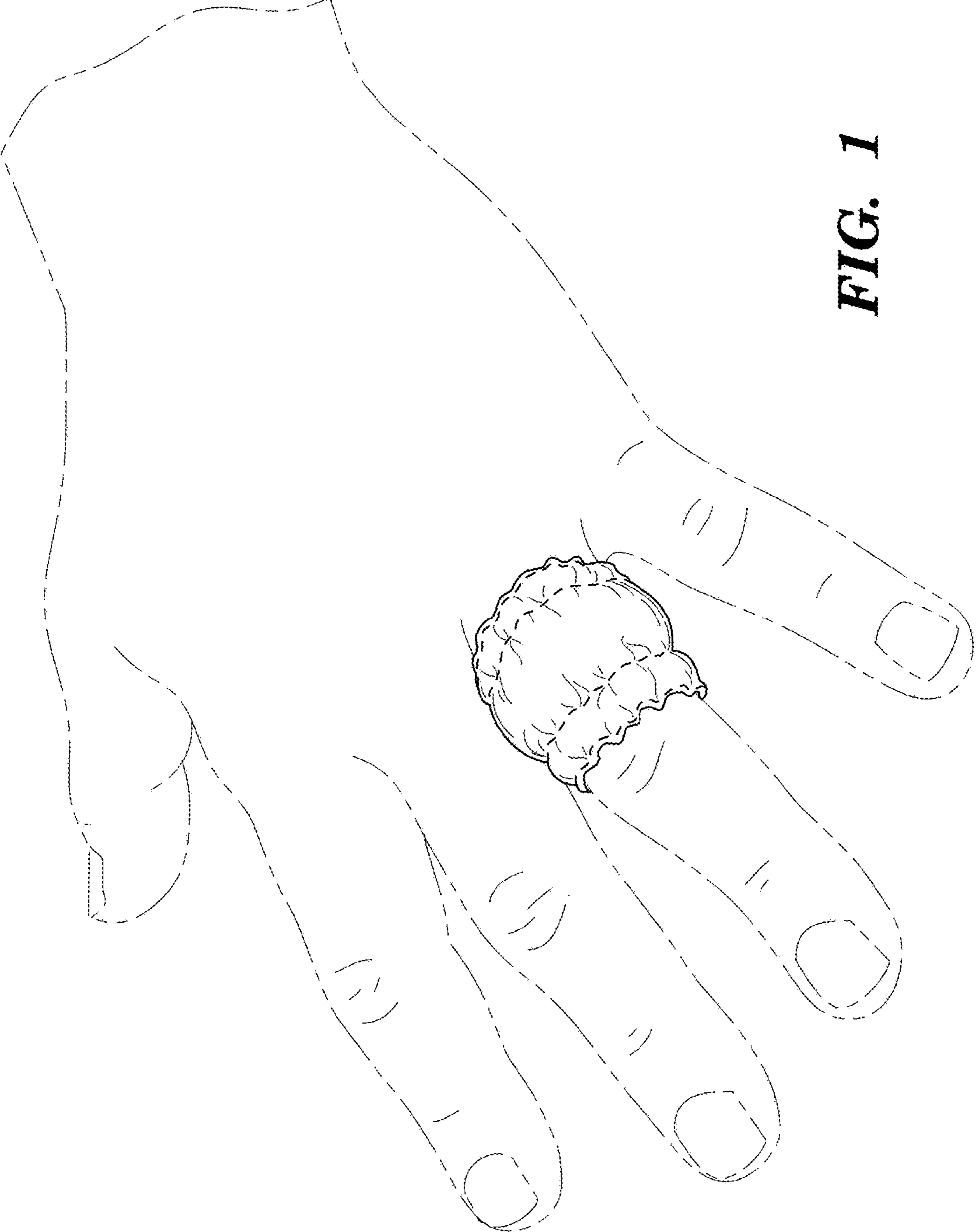


FIG. 1

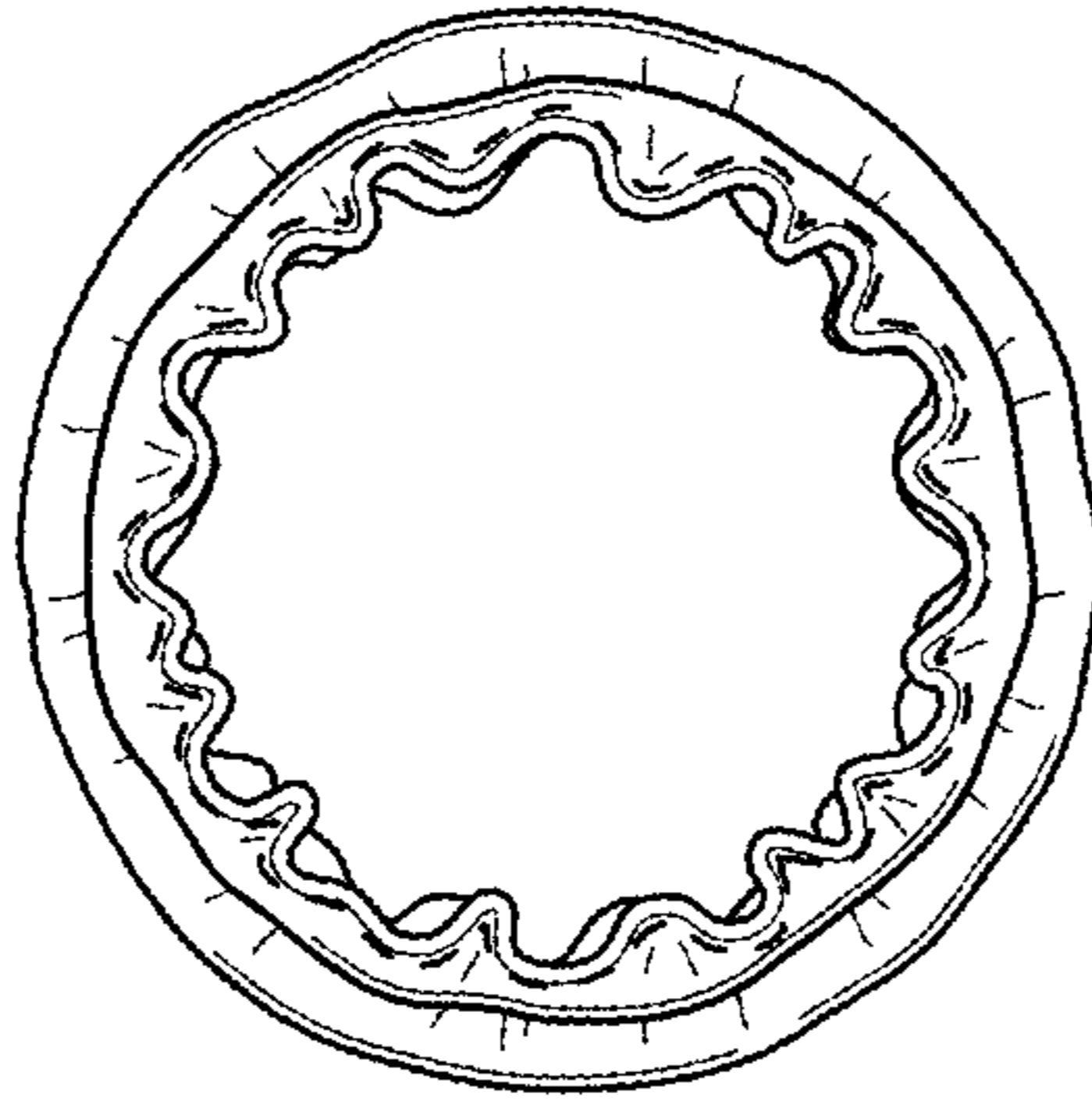


FIG. 2

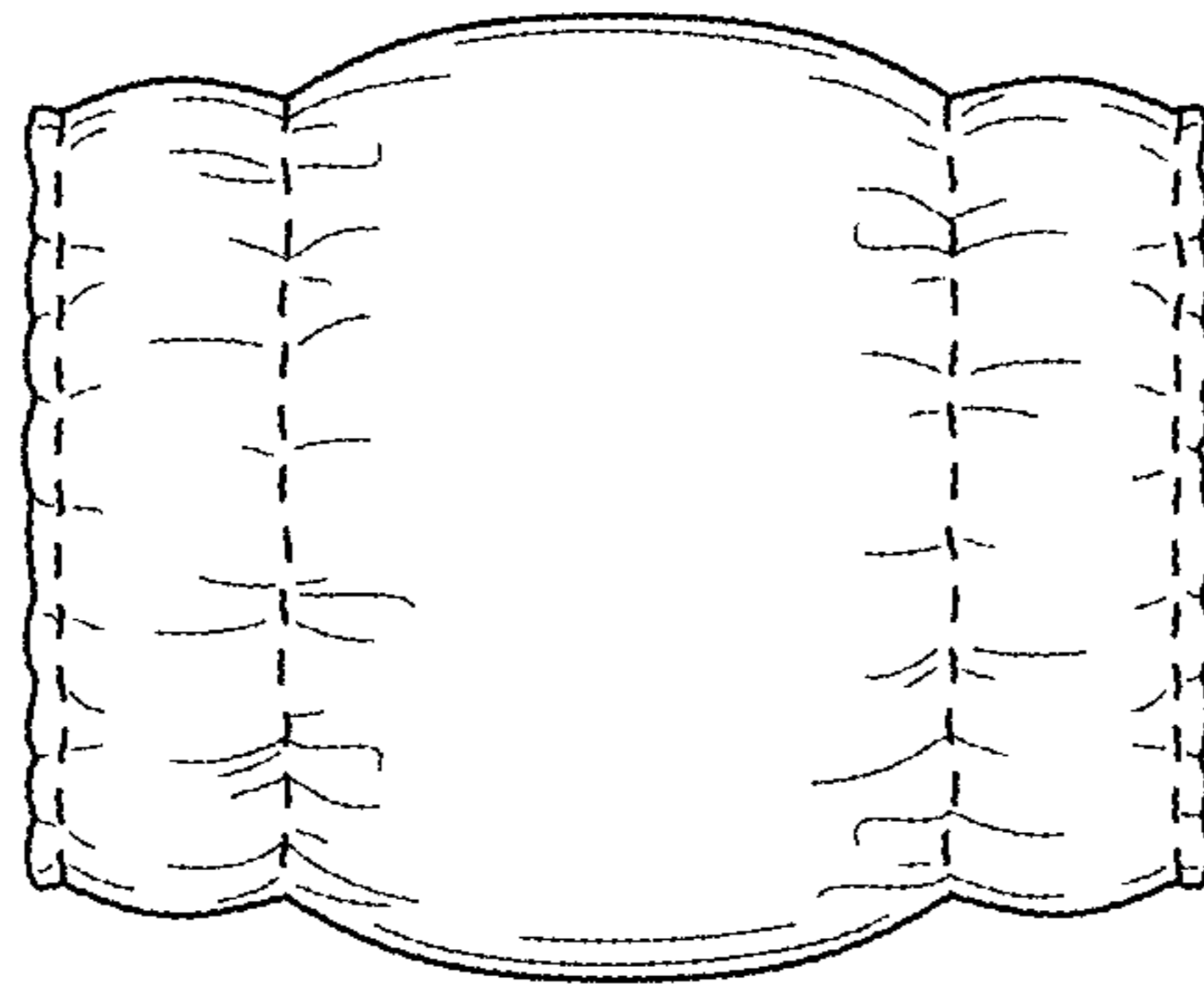


FIG. 3