



US00D776350S

(12) **United States Design Patent** (10) **Patent No.:** **US D776,350 S**
Gammack et al. (45) **Date of Patent:** **** Jan. 10, 2017**

(54) **HAND DRYER**

(71) Applicant: **Dyson Technology Limited**, Wiltshire (GB)

(72) Inventors: **Peter David Gammack**, Swindon (GB); **Adam James Bates**, Oxford (GB); **Joshua Timothy Pascal Bagshawe**, Stockport (GB)

(73) Assignee: **Dyson Technology Limited**, Malmesbury, Wiltshire (GB)

(**) Term: **14 Years**

(21) Appl. No.: **29/521,500**

(22) Filed: **Mar. 24, 2015**

(30) **Foreign Application Priority Data**

Sep. 24, 2014 (EM) 001421598-0001

(51) **LOC (10) Cl.** **28-03**

(52) **U.S. Cl.**
USPC **D28/54.1**

(58) **Field of Classification Search**
USPC D28/12, 54.1, 58; 34/266, 201, 202; 392/381, 380; D23/357, 361, 385
CPC F26B 25/06
See application file for complete search history.

(56) **References Cited**

U.S. PATENT DOCUMENTS

D220,180 S 3/1971 Griffin
D285,271 S * 8/1986 Bunschoten D6/545

D334,998 S 4/1993 Warner et al.
D428,204 S 7/2000 Elliott
D475,873 S * 6/2003 Mello D6/515
D483,152 S 12/2003 Martinuzzo et al.
D533,305 S 12/2006 Takahashi et al.
D622,908 S 8/2010 Sau Clerch
D664,299 S * 7/2012 Ishida D28/54.1
D672,091 S 12/2012 Dyson et al.
D742,591 S * 11/2015 Takiguchi D28/54.1

* cited by examiner

Primary Examiner — Zenia Bennett

(74) *Attorney, Agent, or Firm* — Morrison & Foerster LLP

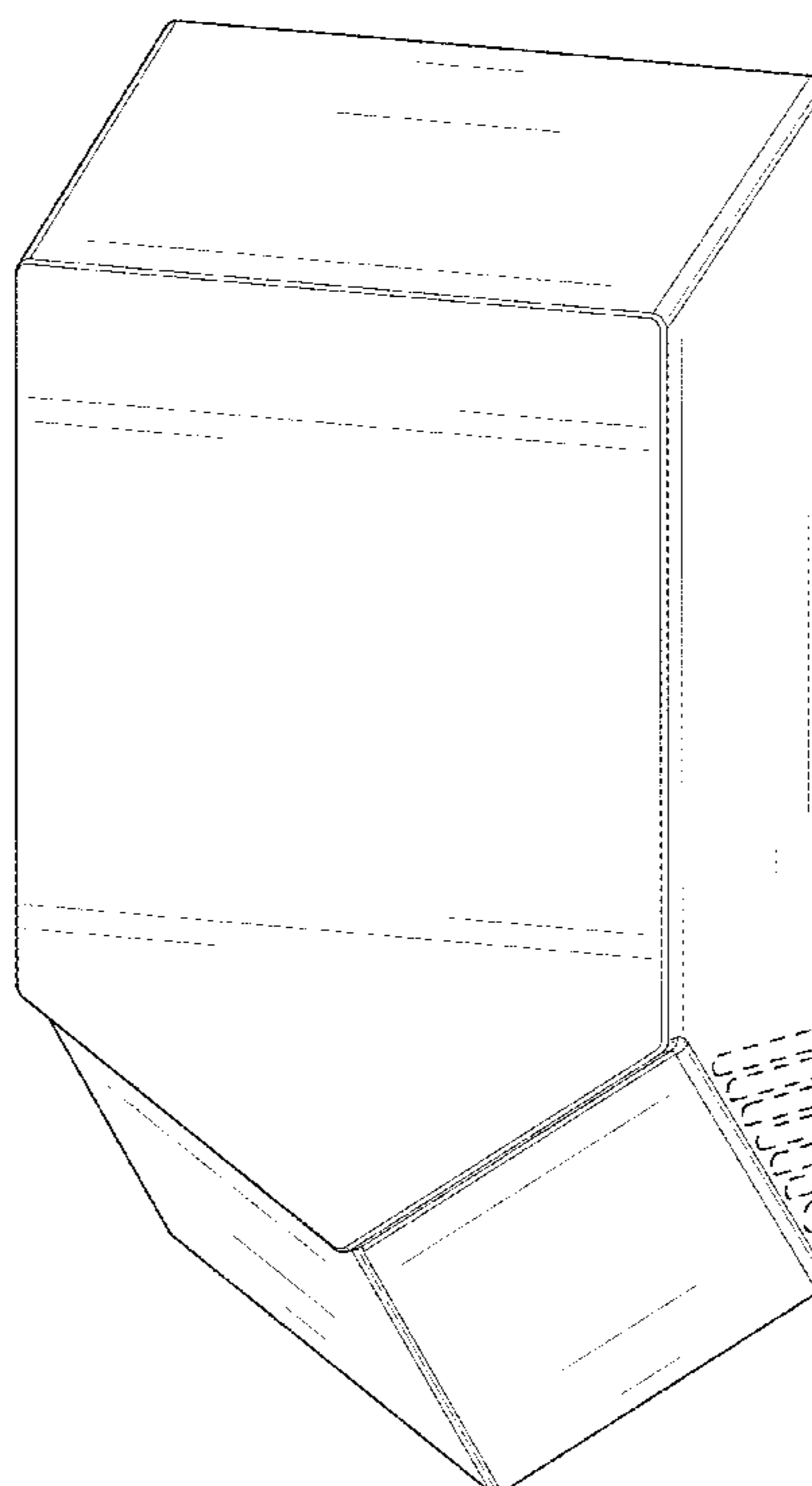
(57) **CLAIM**

We claim the ornamental design for a hand dryer, as shown and described.

DESCRIPTION

FIG. 1 is a perspective view of a hand dryer showing our new design;
FIG. 2 is a front view thereof;
FIG. 3 is a back view thereof;
FIG. 4 is a side view thereof;
FIG. 5 is a side view of the opposite side of FIG. 4;
FIG. 6 is a top view thereof; and,
FIG. 7 is a bottom view thereof.
The broken lines in the drawing depicting portions of the hand dryer are for illustrative purposes only and form no part of the claimed design.

1 Claim, 7 Drawing Sheets



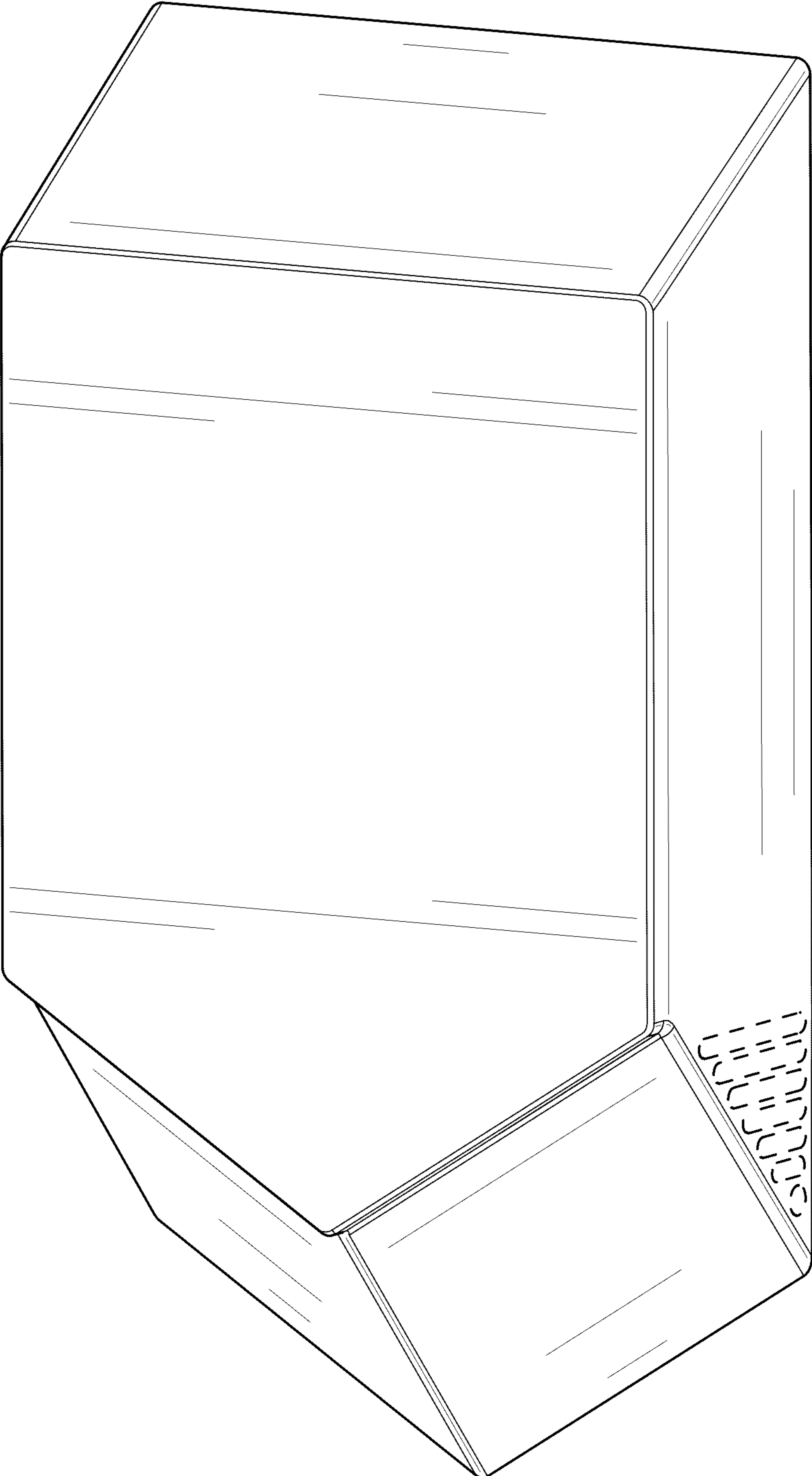


FIG. 1




FIG. 2

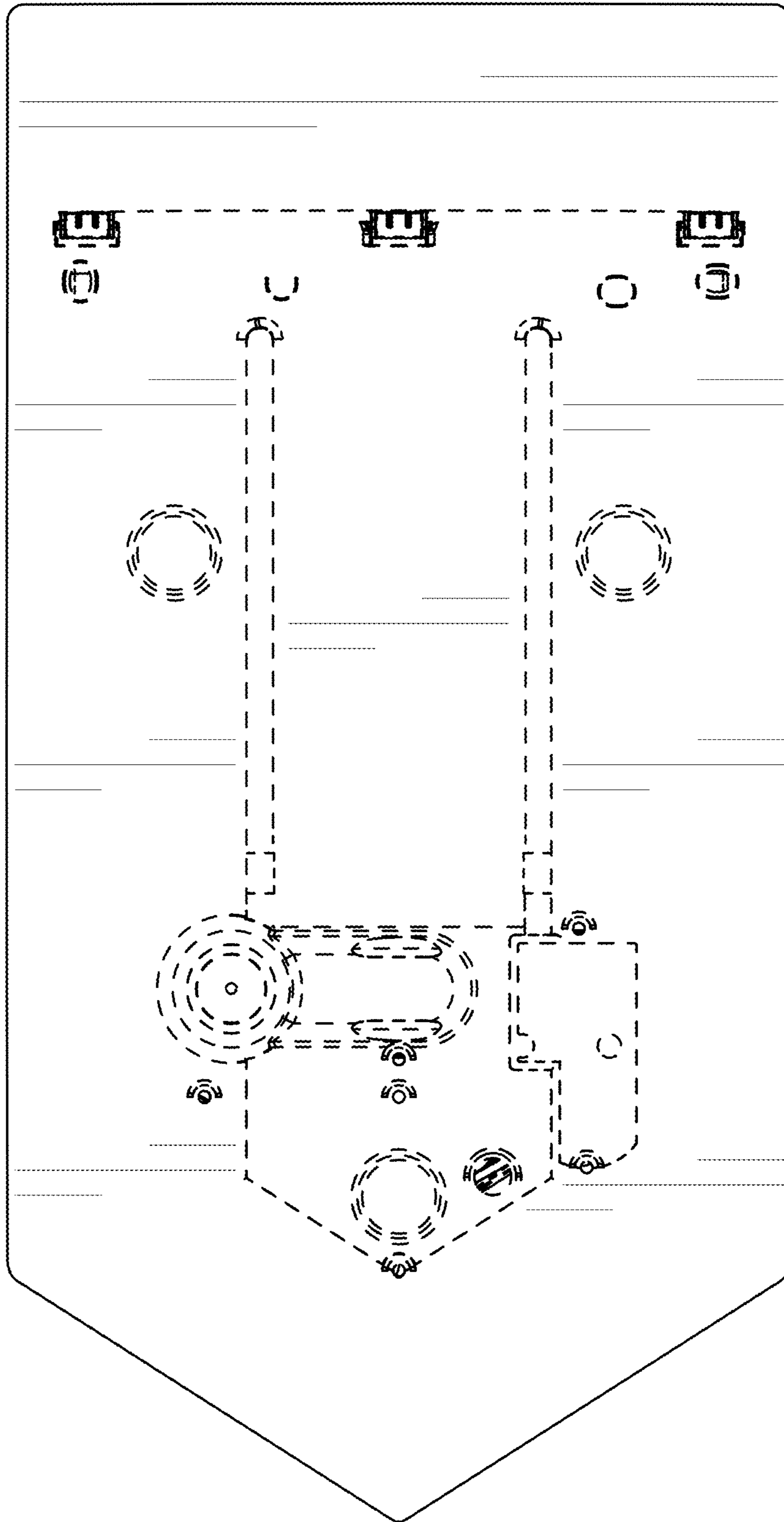


FIG. 3




FIG. 4




FIG. 5




FIG. 6




FIG. 7