



US00D776343S

(12) **United States Design Patent** (10) **Patent No.:** **US D776,343 S**
Rhoades et al. (45) **Date of Patent:** **** Jan. 10, 2017**

(54) **EYELINER GUIDE**

(71) Applicants: **Theresa Virginia Rhoades**, Columbia, SC (US); **Harold Freddie Johnson**, Columbia, SC (US)

(72) Inventors: **Theresa Virginia Rhoades**, Columbia, SC (US); **Harold Freddie Johnson**, Columbia, SC (US)

(**) Term: **15 Years**

(21) Appl. No.: **29/548,532**

(22) Filed: **Dec. 15, 2015**

(51) **LOC (10) Cl.** **28-03**

(52) **U.S. Cl.**
USPC **D28/7**

(58) **Field of Classification Search**

USPC D28/4, 7, 8, 9, 10, 20, 36, 99, 92, 93, D28/76-91; 132/216, 218, 319, 320
 CPC A45D 44/00; A45D 44/002; A45D 44/12; A45D 2200/25; A45D 2200/10; A45D 2200/1072; A45D 33/00; A45D 2033/001; A45D 33/006; A45D 33/04; A45D 33/06; A45D 33/08; A45D 33/10; A45D 33/12; A45D 33/14; A45D 33/16; A45D 33/18; A45D 33/20; A45D 33/22; A45D 33/24; A45D 33/26; A45D 33/28; A45D 33/34; A45D 33/36; A45D 2040/223-2040/228; A45D 40/30; A45D 42/04; A45D 2/48; A45D 27/44; A45D 40/00; A45D 2040/0006-2040/0062; A45D 40/02; A45D 40/20; A45D 2040/201; A45D 40/26-40/28; A45D 2200/1009; A45D 2200/1018; A45D 2200/1027; A45D 2200/1036; A45D 2200/1054; A45D 2200/1063

See application file for complete search history.

(56) **References Cited**

U.S. PATENT DOCUMENTS

1,873,928	A *	8/1932	Bohner	A45D 40/30
					132/216
D119,329	S *	3/1940	Leyne	132/216
3,654,939	A *	4/1972	Davidson	A45D 40/26
					132/216
D265,506	S *	7/1982	Finamore	D24/147
D341,001	S *	11/1993	Pantages	D28/7
D449,131	S *	10/2001	Morris	D28/7
D532,929	S *	11/2006	Weltmann	D28/7
D758,009	S *	5/2016	Berkos	D28/7
2011/0174328	A1 *	7/2011	Cerutti	A45D 40/262
					132/200

FOREIGN PATENT DOCUMENTS

JP D1284463 * 10/2006

* cited by examiner

Primary Examiner — Catherine Tuttle

Assistant Examiner — Mary Malley

(74) *Attorney, Agent, or Firm* — Southeast IP Group, LLC.; Thomas L. Moses

(57) **CLAIM**

The ornamental design for the eyeliner guide, as shown and described.

DESCRIPTION

FIG. 1 is an upper front perspective view of our design for an eyeliner guide;

FIG. 2 is a lower front perspective view thereof;

FIG. 3 is a front view thereof;

FIG. 4 is a rear view thereof;

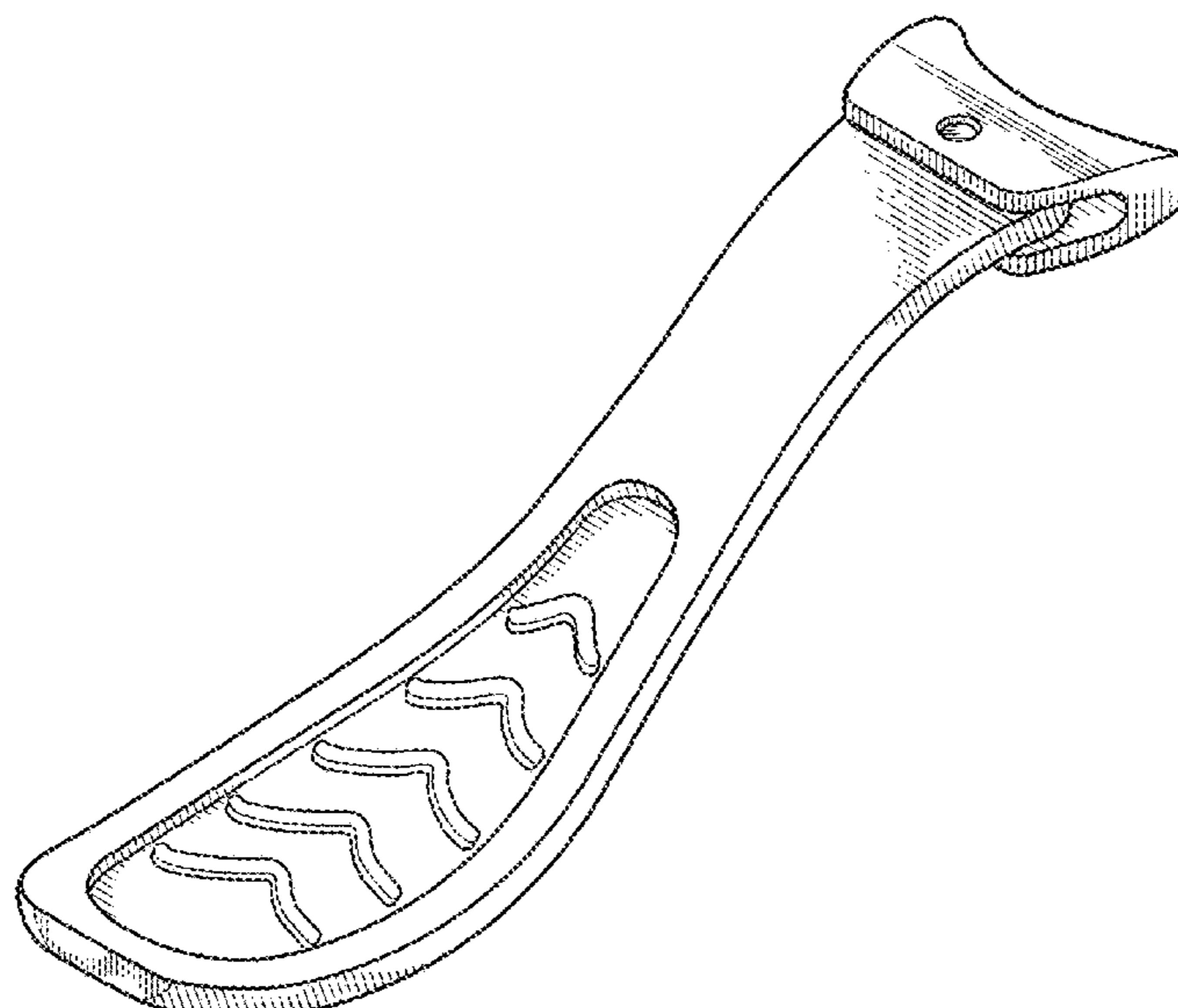
FIG. 5 is a left side view thereof;

FIG. 6 is a right side view thereof;

FIG. 7 is a top view thereof; and,

FIG. 8 is a bottom view thereof.

1 Claim, 4 Drawing Sheets



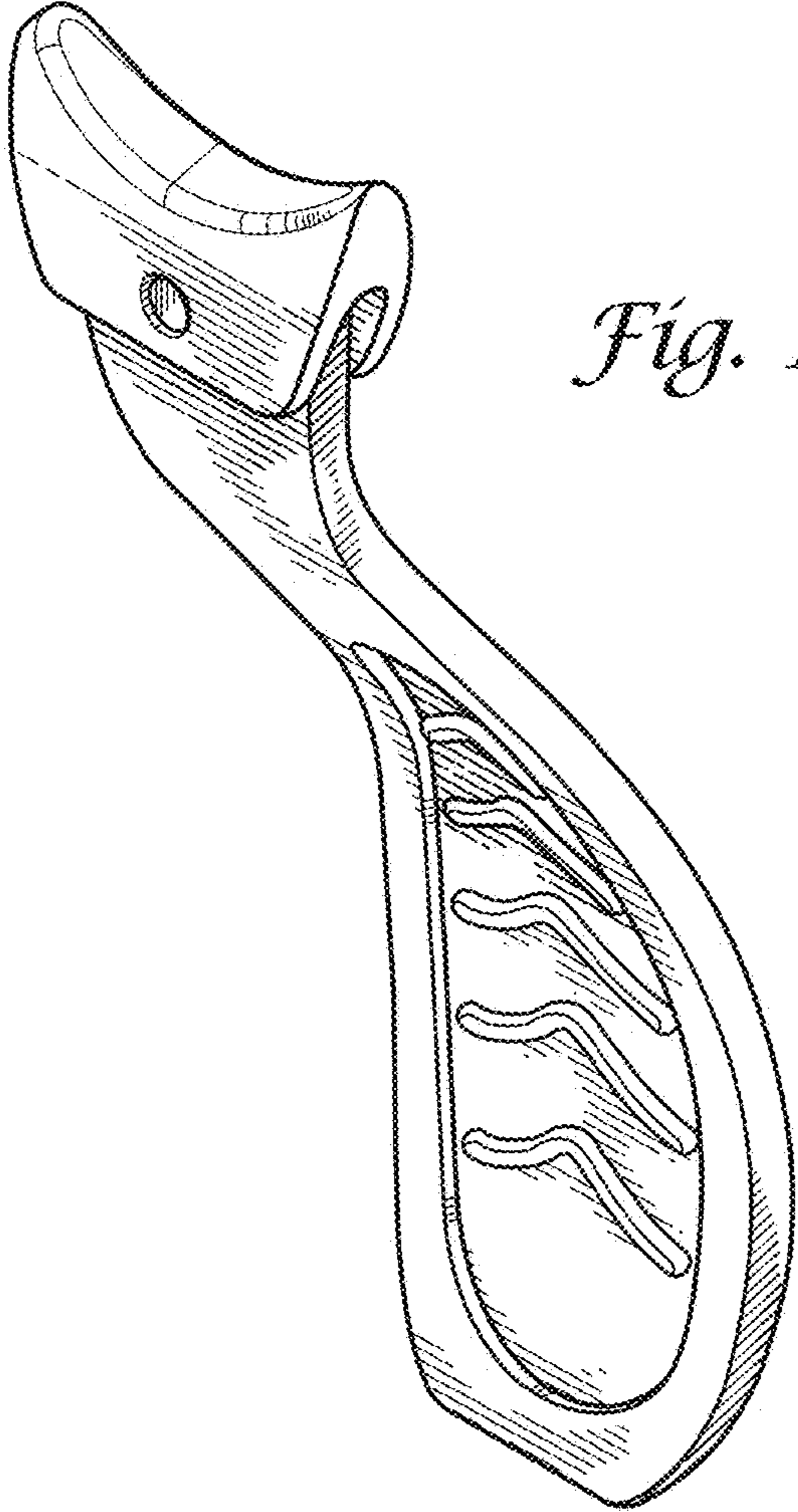


Fig. 1

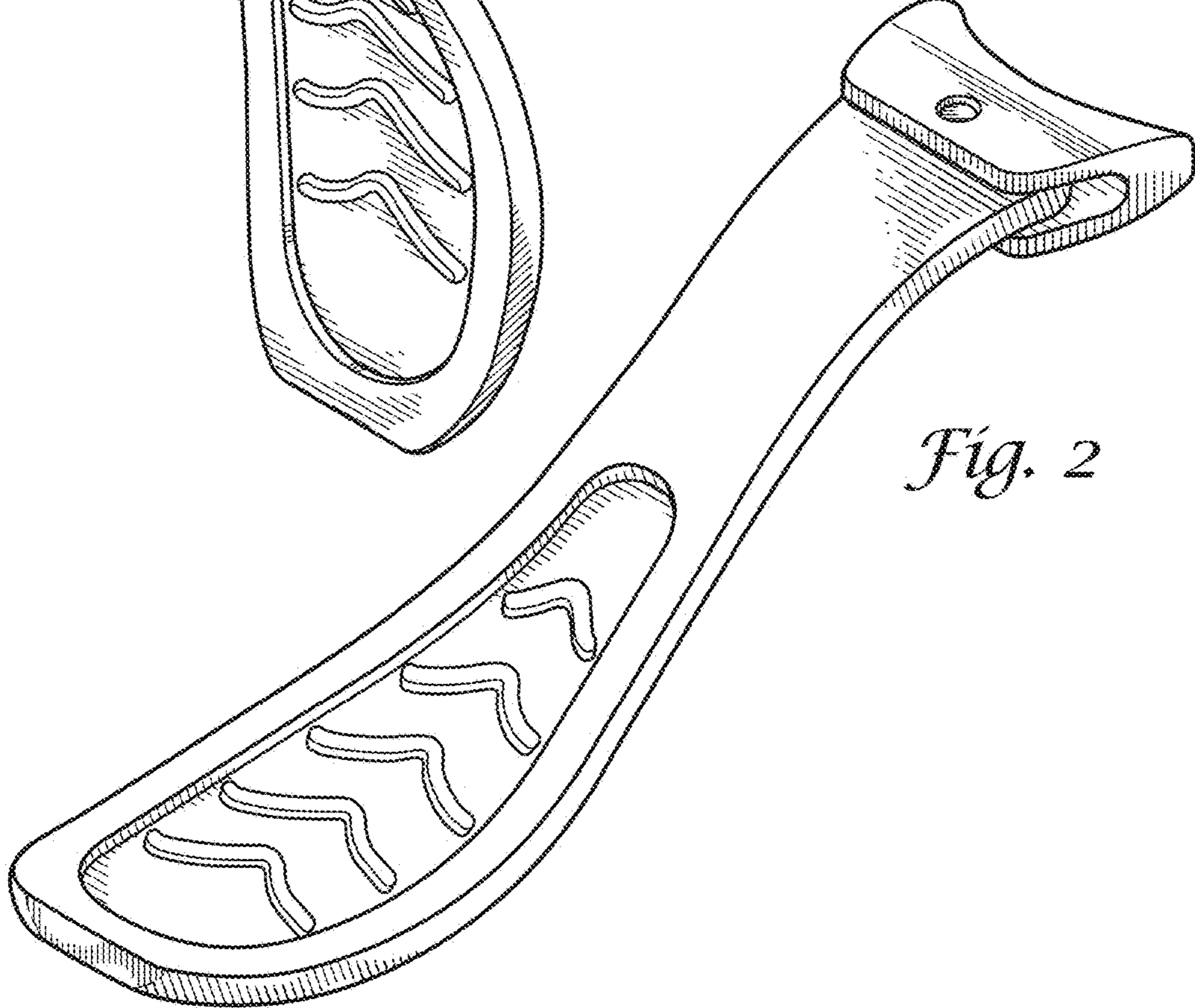


Fig. 2

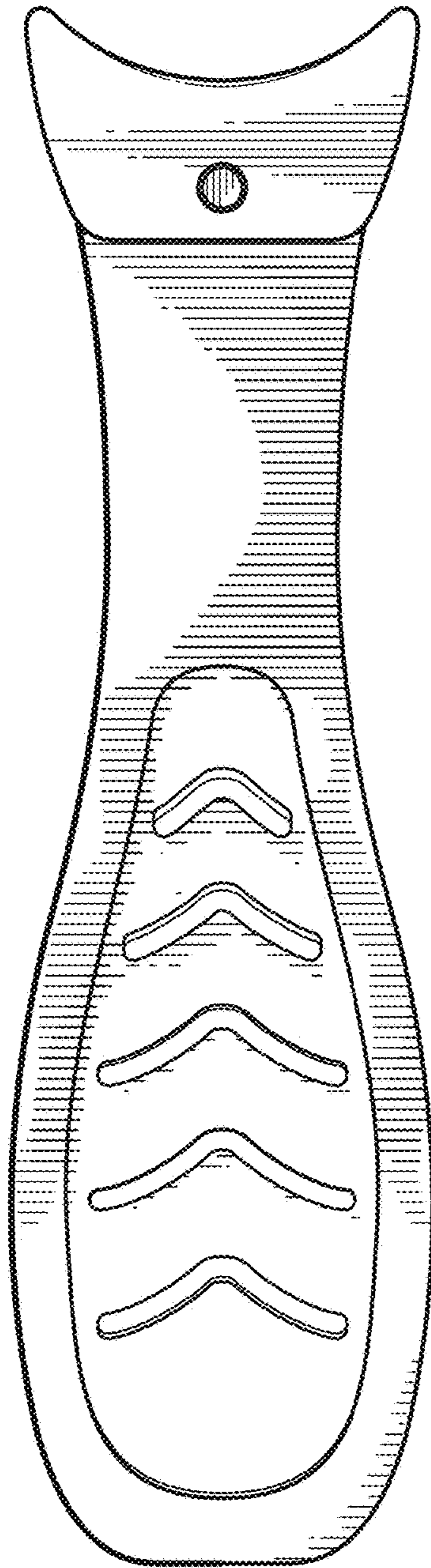


Fig. 3

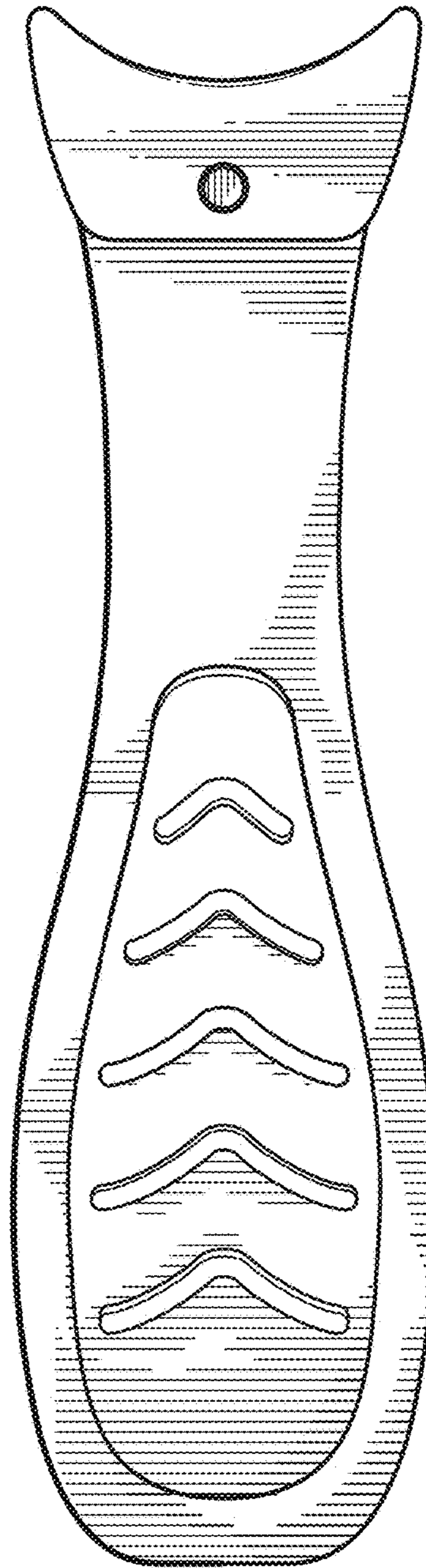


Fig. 4

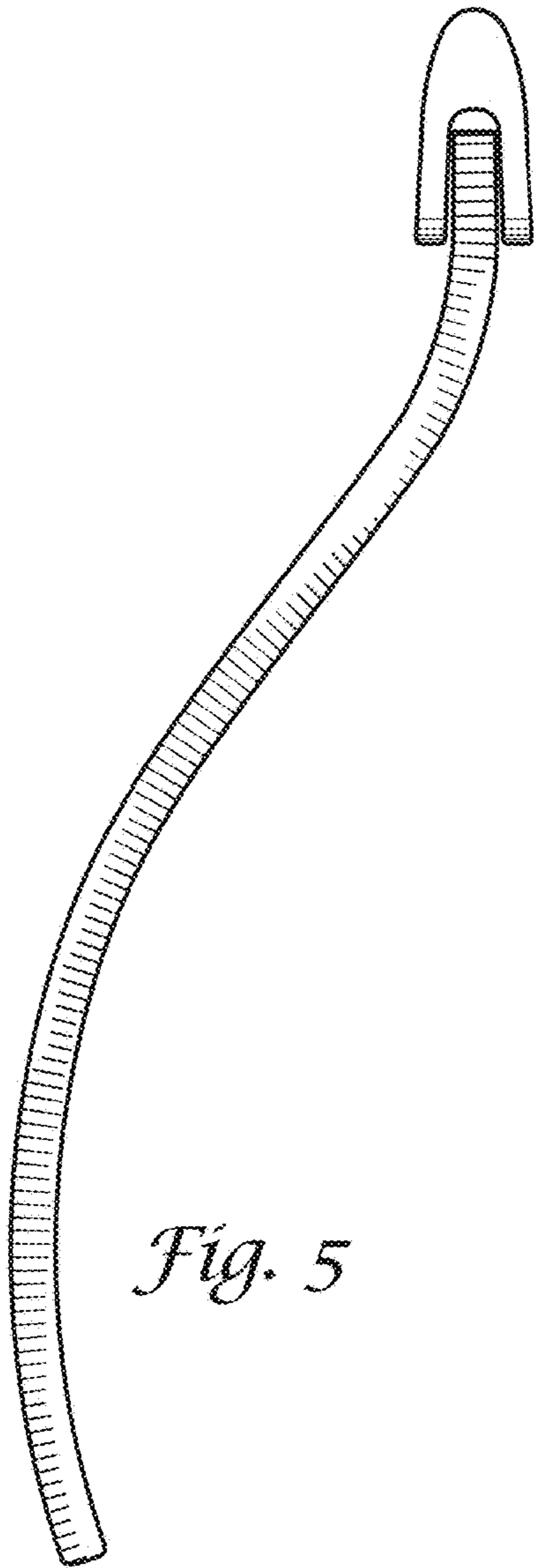


Fig. 5

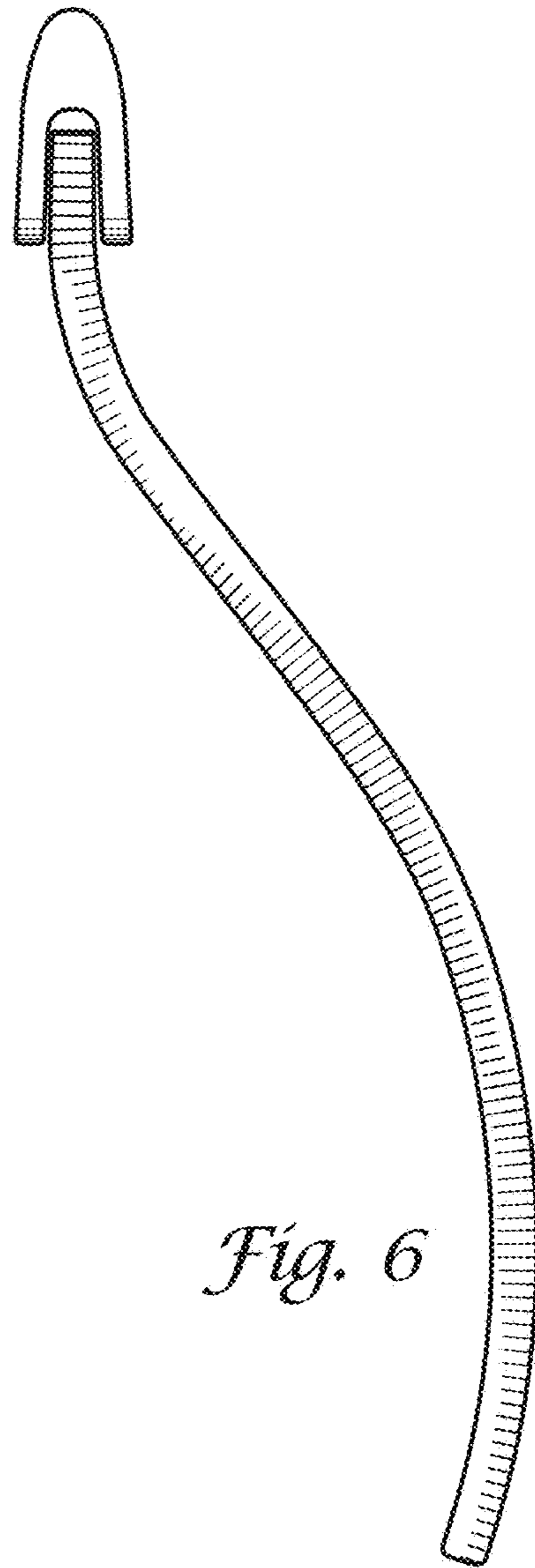


Fig. 6

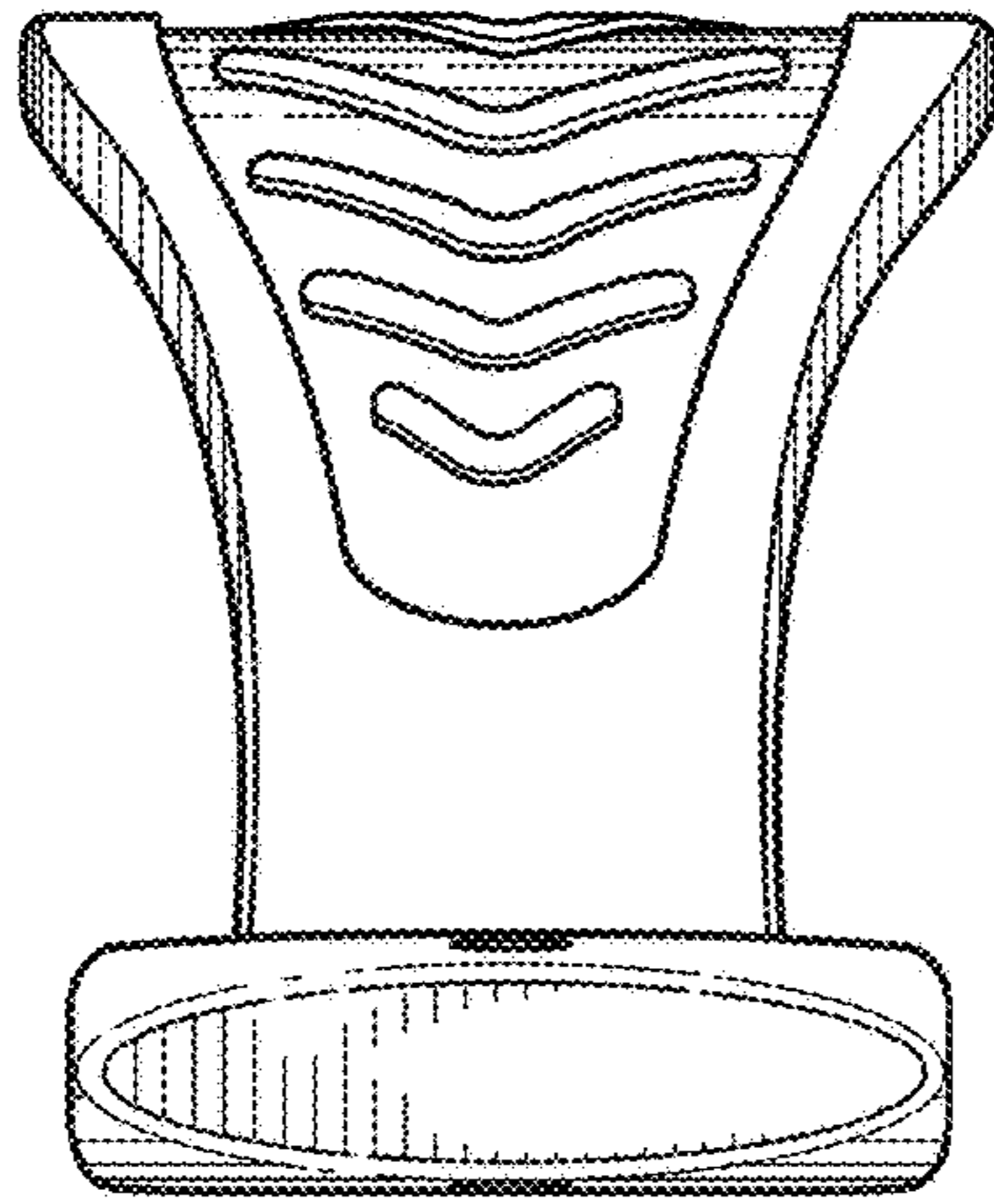


Fig. 7

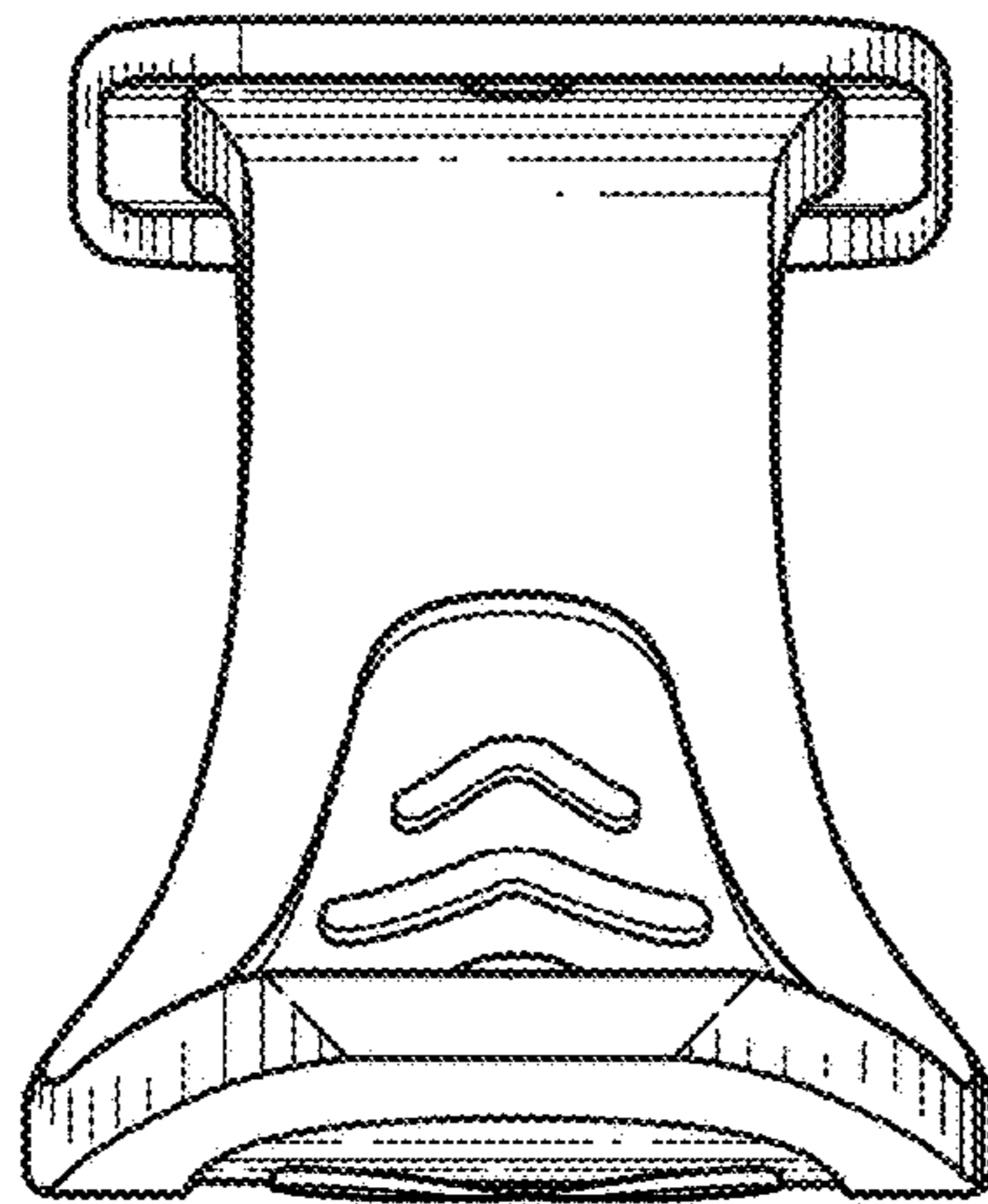


Fig. 8