



US00D776342S

(12) **United States Design Patent** (10) **Patent No.:** **US D776,342 S**
Otani (45) **Date of Patent:** **** Jan. 10, 2017**

(54) **APPLICATOR** 4,306,427 A * 12/1981 Urban A44C 17/001
63/32
(71) Applicant: **ELC MANAGEMENT LLC**, Melville, NY (US) D280,446 S * 9/1985 Ishii D26/130
D285,367 S 8/1986 Lindner
(Continued)

(72) Inventor: **Laura Otani**, New York, NY (US)
(73) Assignee: **ELC Management LLC**, Melville, NY (US)

FOREIGN PATENT DOCUMENTS
CN 303044222 12/2014
KR 300639519.0000 4/2012
(Continued)

(**) Term: **15 Years**
(21) Appl. No.: **29/533,249**

OTHER PUBLICATIONS
Elegant Walking Stick Collection, posted on Dann-Online.com Jan. 1, 2011, site visted Aug. 25, 2016, URL: http://www.dann-online.com/elegant_walking_sticks_weddings_formal_Dann.htm.
(Continued)

(22) Filed: **Jul. 15, 2015**
(51) **LOC (10) Cl.** **28-03**
(52) **U.S. Cl.**
USPC **D28/7**
(58) **Field of Classification Search**
USPC D28/7, 8, 20, 21, 22, 30, 63, 76, 99;
D4/127, 129; 15/209.1, 210.1, 244.1;
132/317, 320; D11/2, 89, 90; D63/32
CPC A45D 33/34; A45D 33/36; A45D 2200/10;
A45D 2200/1009; A45D
2200/1018; A45D 2200/1027; A45D
2200/1063; A47L 13/16; A47L
13/18; A47L 23/05; A47L 23/10; A61K
8/28

Primary Examiner — Sheryl Lane
Assistant Examiner — Calvin E Vansant
(74) *Attorney, Agent, or Firm* — Cynthia R. Miller

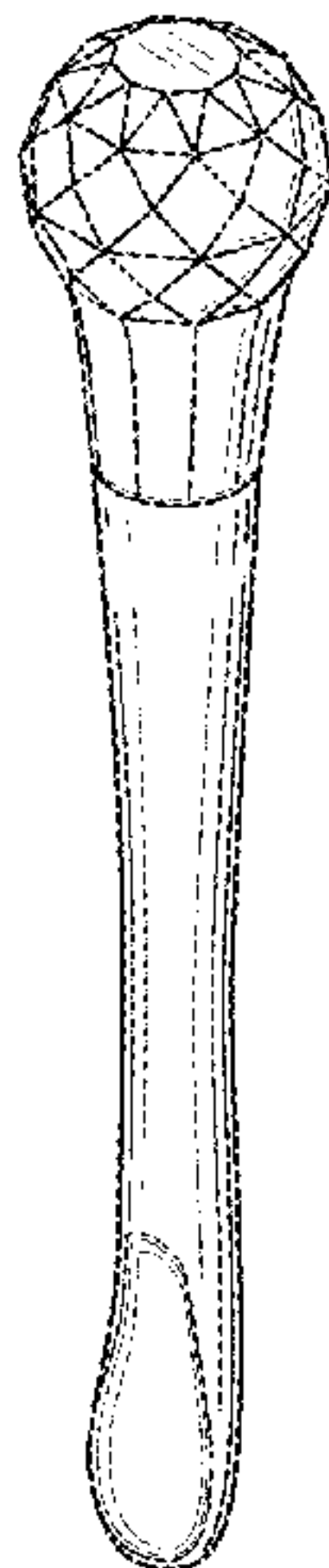
See application file for complete search history.

(57) **CLAIM**
The ornamental design for an applicator, as shown and described.

(56) **References Cited**
U.S. PATENT DOCUMENTS
634,567 A * 10/1899 Ballau et al. A44C 17/02
63/20
D73,182 S * 8/1927 Kasch D11/90
2,218,862 A 10/1940 Vredenburgh
D149,899 S 6/1948 Melnikoff
2,901,100 A 8/1959 Mueller et al.
3,103,032 A * 9/1963 Brenne A45D 40/265
132/317
D214,608 S 7/1969 Howell et al.
D232,965 S * 9/1974 Atwell 63/15

DESCRIPTION
FIG. 1 is a top, right side, perspective view of my new design for an applicator;
FIG. 2 is a front elevation view of the applicator shown in FIG. 1;
FIG. 3 is a rear elevation view of the applicator shown in FIG. 1;
FIG. 4 is a left side view of the applicator shown in FIG. 1, the right side view being a mirror image thereof;
FIG. 5 is an end view of the applicator shown in FIG. 1; and, FIG. 6 is an opposite end view of the applicator shown in FIG. 1.

1 Claim, 3 Drawing Sheets



(56)

References Cited

U.S. PATENT DOCUMENTS

5,881,743 A 3/1999 Nadel
D527,298 S * 8/2006 Chong D11/2
D617,045 S 6/2010 Uehara et al.
D643,933 S 8/2011 Watabe
D669,590 S 10/2012 Matsushita
8,925,135 B1 1/2015 Makar
2009/0090376 A1 * 4/2009 Wang A45D 29/007
132/75.3
2013/0245509 A1 9/2013 Tanigawa et al.

FOREIGN PATENT DOCUMENTS

KR 300732707.0000 3/2014
KR 300779297.0000 1/2015

OTHER PUBLICATIONS

Google images search result screen-capture for date limited search of "crystal cane".*

* cited by examiner

FIG. 1

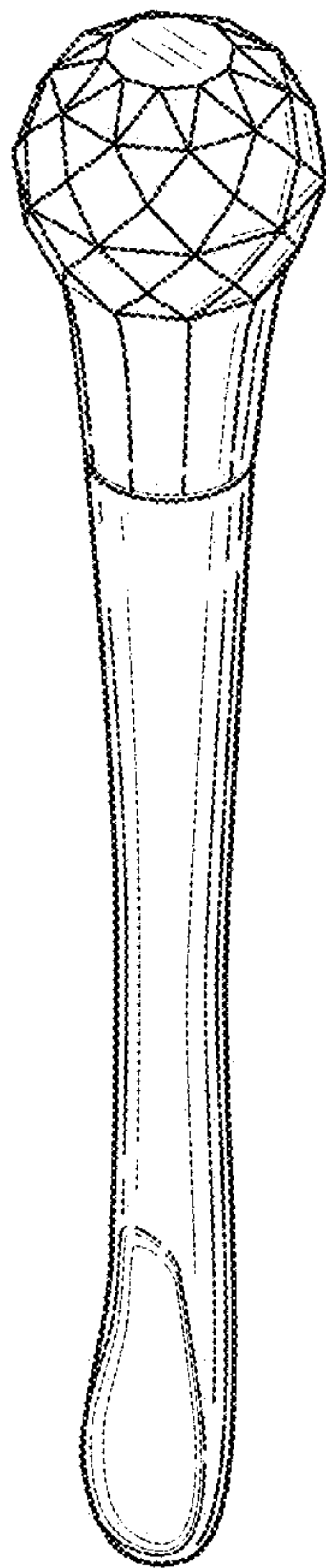


FIG. 2

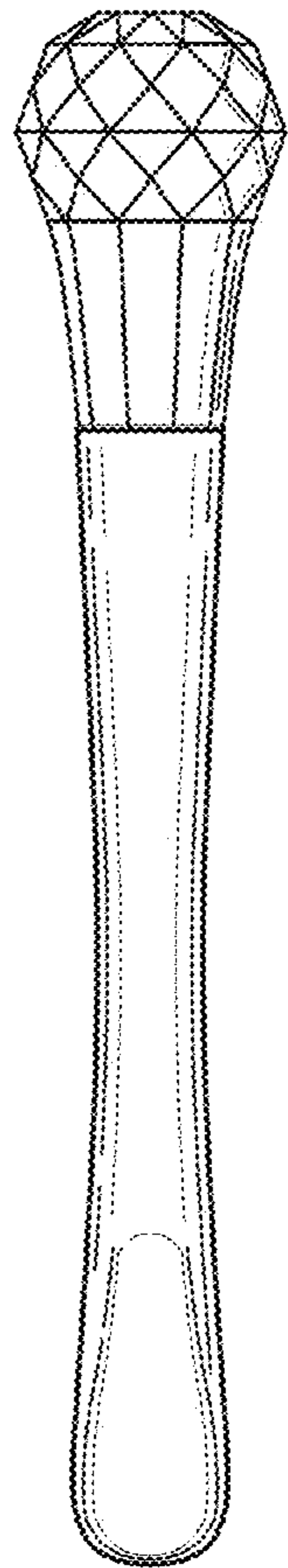


FIG. 3

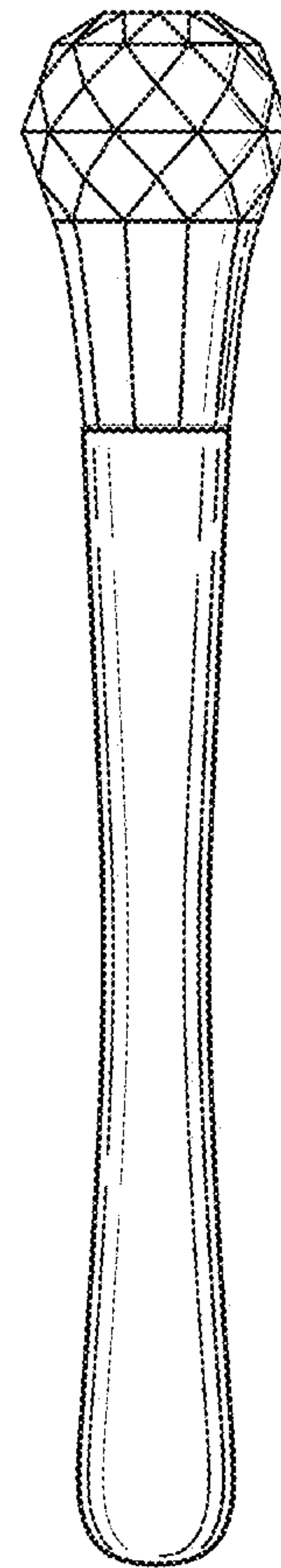


FIG. 4

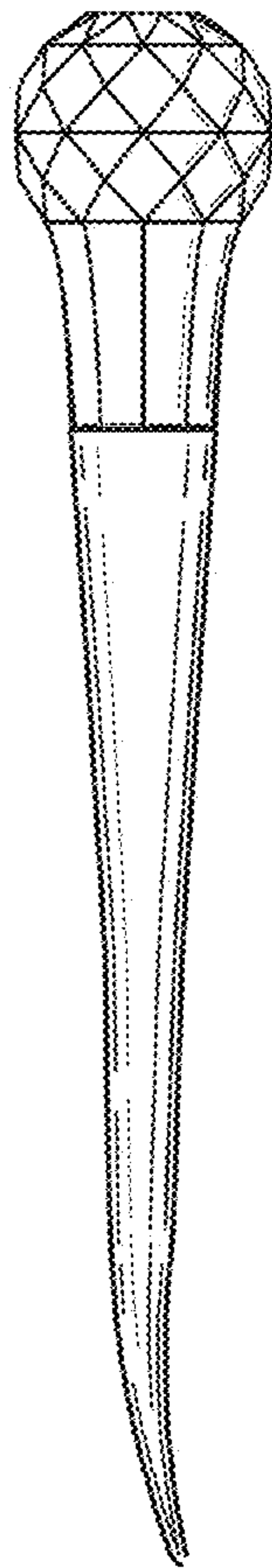


FIG. 5

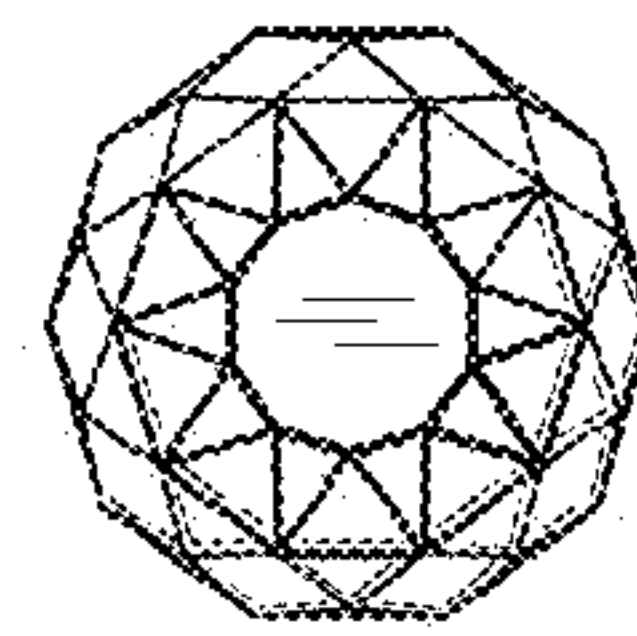


FIG. 6

