



US00D776340S

(12) **United States Design Patent** (10) **Patent No.:** **US D776,340 S**
Seibel et al. (45) **Date of Patent:** **** Jan. 10, 2017**

(54) **CASE FOR ELECTRONIC CIGARETTES**
(71) Applicant: **posh global GmbH**, Duesseldorf (DE)
(72) Inventors: **Andre Seibel**, Leverkusen (DE);
Martin Block, Remscheid (DE)
(73) Assignee: **posh global GmbH**, Duesseldorf (DE)
(**) Term: **15 Years**

(21) Appl. No.: **29/547,003**
(22) Filed: **Nov. 30, 2015**

(30) **Foreign Application Priority Data**
Sep. 17, 2015 (WO) 922256701
(51) **LOC (10) Cl.** **27-06**
(52) **U.S. Cl.**
USPC **D27/189**
(58) **Field of Classification Search**
USPC D3/203.1, 203.6; D9/432; D13/118, 119;
D27/100, 139, 141, 142, 143, 144, 162,
D27/163, 164, 167, 172-193, 194
CPC A24F 47/00; A24F 47/008; H05B 3/03;
A61M 16/108; A61M 16/10
See application file for complete search history.

(56) **References Cited**
U.S. PATENT DOCUMENTS
D307,354 S * 4/1990 Knotter D3/294
D352,601 S * 11/1994 Dallaire D28/78
D379,010 S * 4/1997 Digiani D27/189
D379,553 S * 5/1997 DiGianni D27/189
D416,105 S * 11/1999 Garrison D27/189
D459,217 S * 6/2002 Puglisi D9/432
D482,609 S * 11/2003 Weinstock D9/414
D514,588 S * 2/2006 Sassano D14/496
D543,955 S * 6/2007 Hayes D13/184

D549,053 S * 8/2007 Dellaferrera D3/294
D560,487 S * 1/2008 Boettcher D3/294
D577,150 S * 9/2008 Bryman D27/163
D600,855 S * 9/2009 Krohn D27/189
D616,365 S * 5/2010 Wang D13/119
D673,554 S * 1/2013 Simmer D14/250
D693,054 S * 11/2013 Verleur D27/189
D704,739 S * 5/2014 Woo D14/502
D720,687 S * 1/2015 Hasbrook D13/103
D736,458 S * 8/2015 Liu D27/189

(Continued)

Primary Examiner — Robert M Spear
Assistant Examiner — Marissa J Cash
(74) *Attorney, Agent, or Firm* — Fay Sharpe LLP

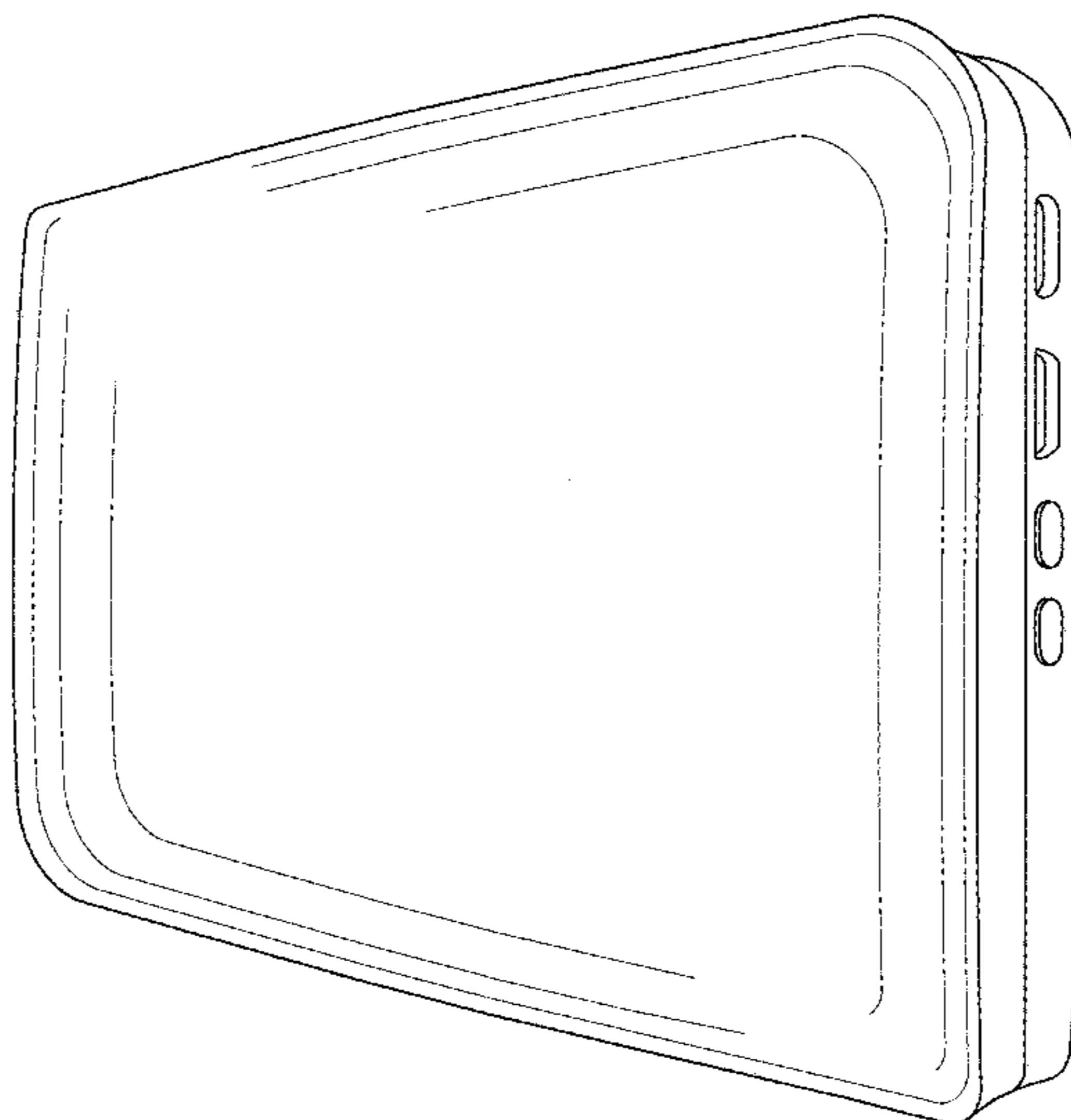
(57) **CLAIM**

The ornamental design for a case for electronic cigarettes, as shown and described.

DESCRIPTION

FIG. 1 is a perspective view of a case for electronic cigarettes according to a first embodiment of our new design;
FIG. 2 is a top plan view thereof;
FIG. 3 is a bottom plan view thereof;
FIG. 4 is a front end elevational view thereof;
FIG. 5 is a rear end elevational view thereof;
FIG. 6 is a left side elevational view thereof, with a right side elevational view being a mirror image thereof;
FIG. 7 is a perspective view of a case for electronic cigarettes according to a second embodiment of our new design;
FIG. 8 is a top plan thereof;
FIG. 9 is a bottom plan view thereof;
FIG. 10 is a front end elevational view thereof, with a rear end elevational view being a mirror image thereof; and,
FIG. 11 is a left side elevational view thereof, with a right side elevational view being a mirror image thereof.

1 Claim, 11 Drawing Sheets



(56)

References Cited

U.S. PATENT DOCUMENTS

D736,459 S *	8/2015	Liu	D27/189
D747,868 S	1/2016	Steka et al.	
D754,920 S *	4/2016	Domon	D27/189
D760,431 S *	6/2016	Liu	D27/189
2010/0313901 A1 *	12/2010	Fernando	A24F 47/008 131/330
2015/0114410 A1 *	4/2015	Doster	A24F 47/008 131/329
2015/0251798 A1 *	9/2015	Nash	B65D 5/4208 229/117.12

* cited by examiner

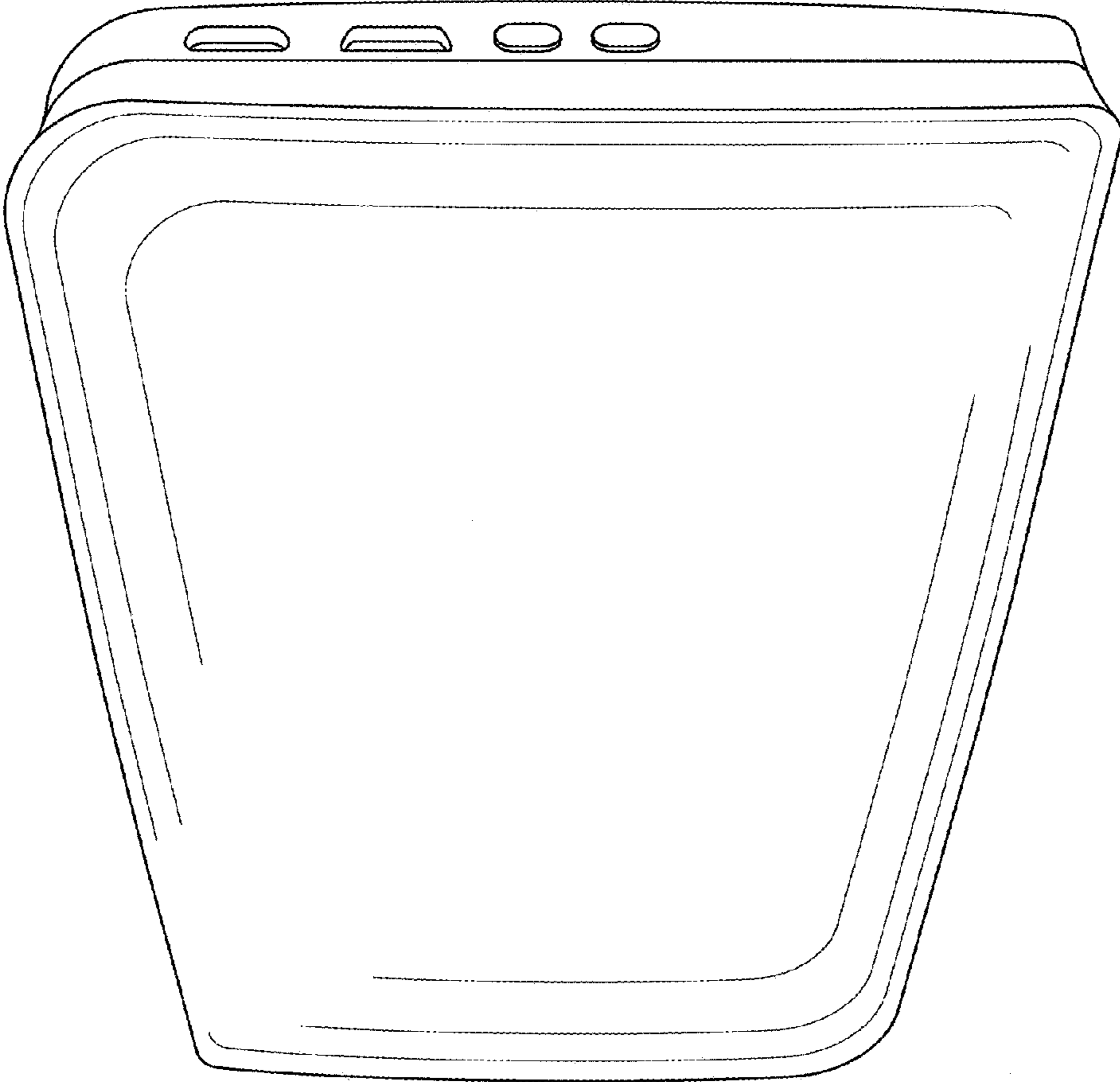


FIG. 1




FIG. 2




FIG. 3

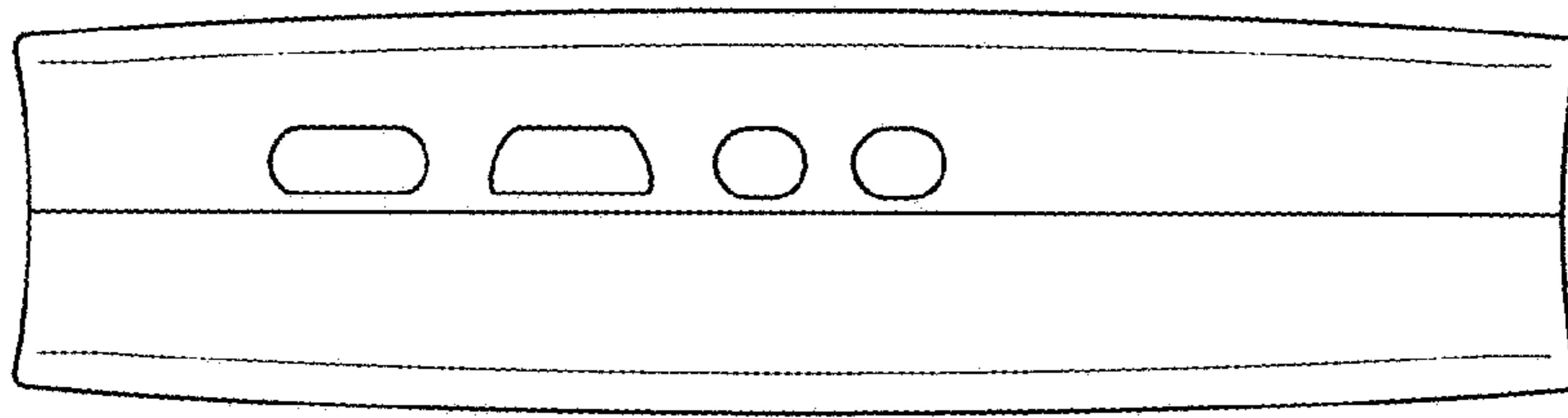


FIG. 4




FIG. 5

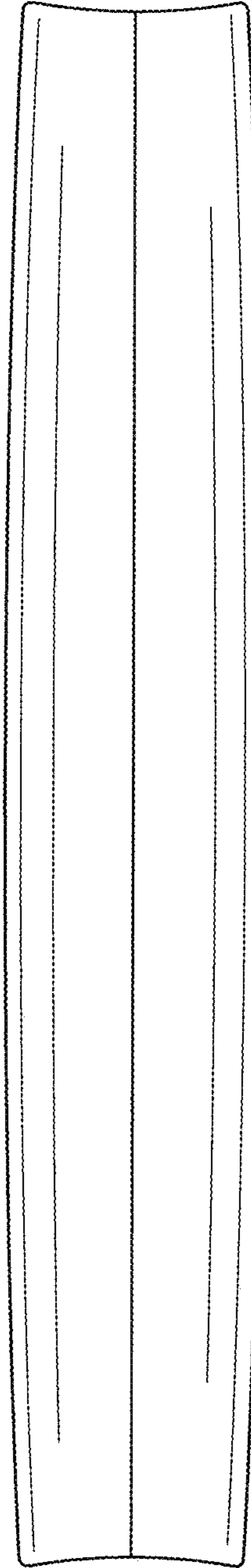


FIG. 6




FIG. 7




FIG. 8




FIG. 9

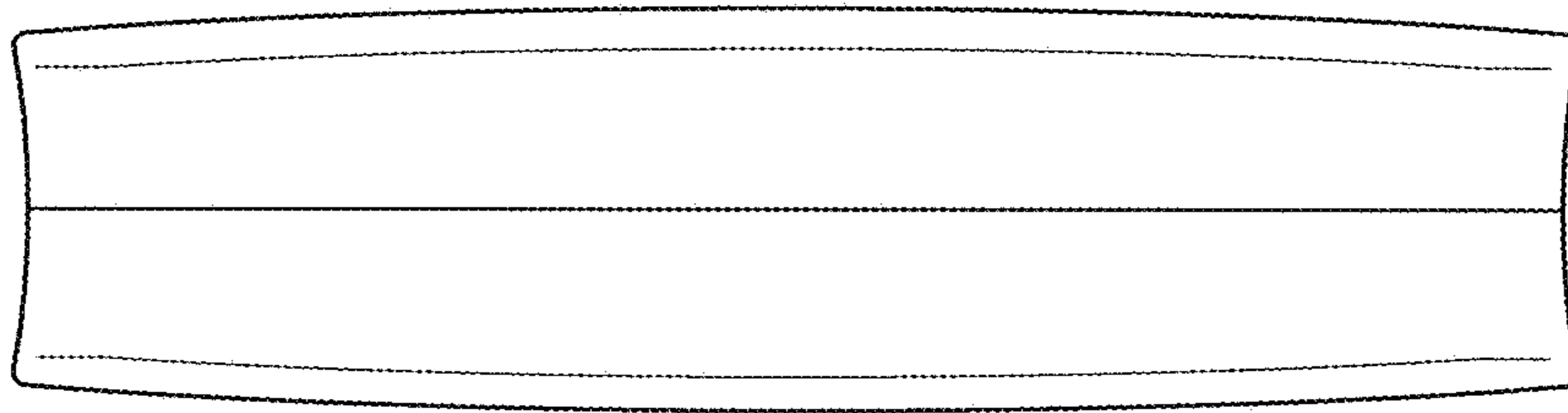


FIG. 10




FIG. 11