



US00D776330S

(12) **United States Design Patent** (10) **Patent No.:** **US D776,330 S**
Wei (45) **Date of Patent:** **** Jan. 10, 2017**

(54) **REFLECTOR OPTIC**
(71) Applicant: **Juluen Enterprise Co., Ltd.**, Shulin District, New Taipei (TW)
(72) Inventor: **Shao-hua Wei**, Taipei (TW)
(73) Assignee: **JULUEN ENTERPRISE CO., LTD.**, New Taipei (TW)

D707,384 S * 6/2014 Hulse D26/118
8,851,707 B2 * 10/2014 Peck F21V 5/02
362/249.02
D718,487 S * 11/2014 Hulse D26/118
9,010,969 B2 * 4/2015 Roudeski F21V 7/09
362/241
D751,242 S * 3/2016 Chiu D26/118
D756,023 S * 5/2016 Hoffer D26/118
2012/0300449 A1 * 11/2012 Fields F21V 7/04
362/231

(**) Term: **14 Years**

* cited by examiner

(21) Appl. No.: **29/511,202**

Primary Examiner — Wan Laymon

(22) Filed: **Dec. 8, 2014**

(74) Attorney, Agent, or Firm — King & Schickli, PLLC

(51) **LOC (10) Cl.** **26-99**

(52) **U.S. Cl.**
USPC **D26/118**

(57) **CLAIM**

The ornamental design for a reflector optic, as shown and described.

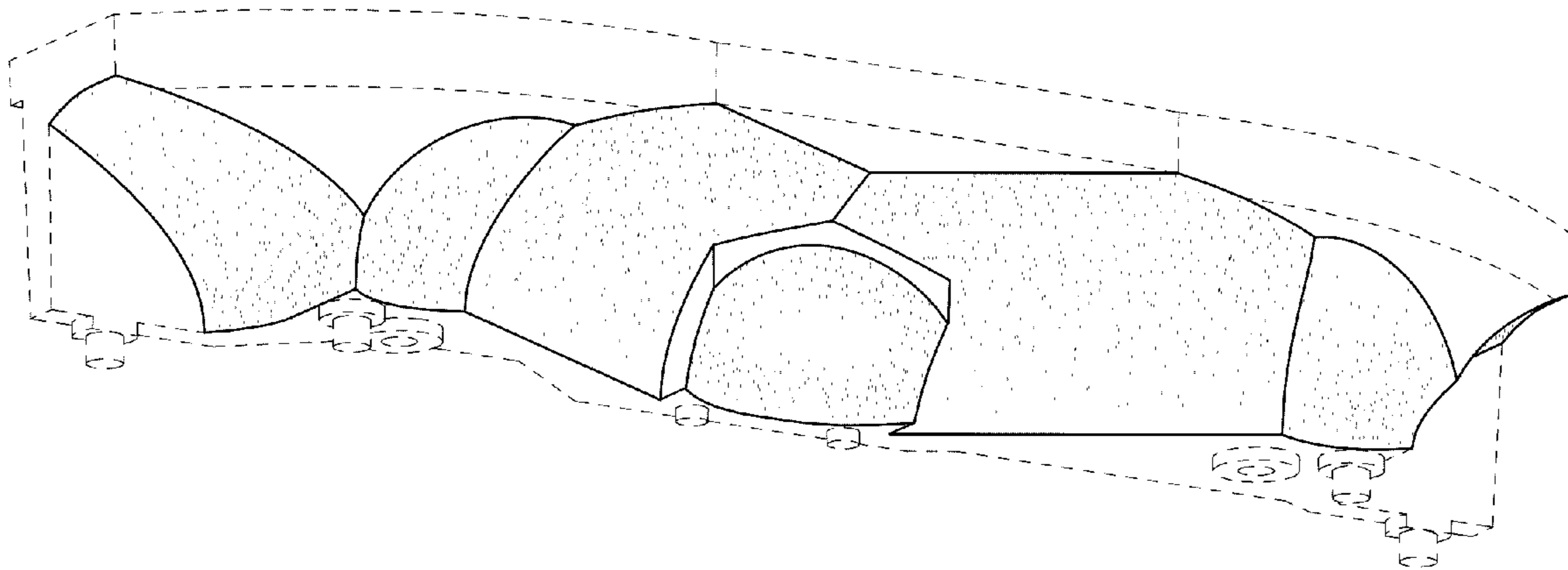
(58) **Field of Classification Search**
USPC D16/130; D26/118, 24, 67, 72, 88–89,
D26/113, 119–124, 138, 141, 147,
D26/133–134, 125
CPC F21V 7/00; F21V 7/0008; F21V 7/09;
F21V 7/04; F21V 5/00; F21V
5/007; F21V 5/02; F21V 5/01; F21S 8/00;
F21S 8/03; F21S 8/04
See application file for complete search history.

DESCRIPTION

FIG. 1 is a perspective view of a reflector optic;
FIG. 2 is a top view of the reflector optic;
FIG. 3 is a bottom view of the reflector optic;
FIG. 4 is a right side view of the reflector optic;
FIG. 5 is a left side view of the reflector optic;
FIG. 6 is a front view of the reflector optic; and,
FIG. 7 is a rear view of the reflector optic.
The broken lines shown in the figures represent portions of the reflector optic that form no part of the claimed design.

(56) **References Cited**
U.S. PATENT DOCUMENTS
7,568,821 B2 * 8/2009 Peck F21V 7/0008
362/227
D637,341 S * 5/2011 Wardenburg D26/118

1 Claim, 7 Drawing Sheets



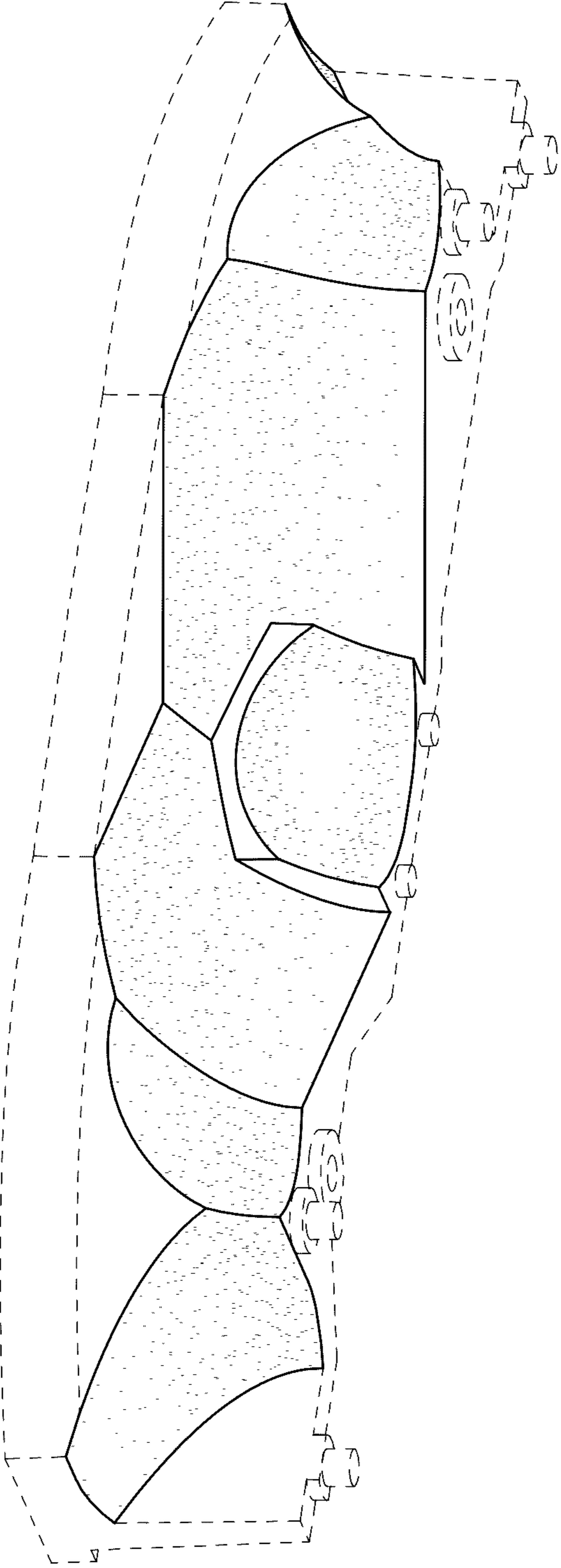


Fig. 1

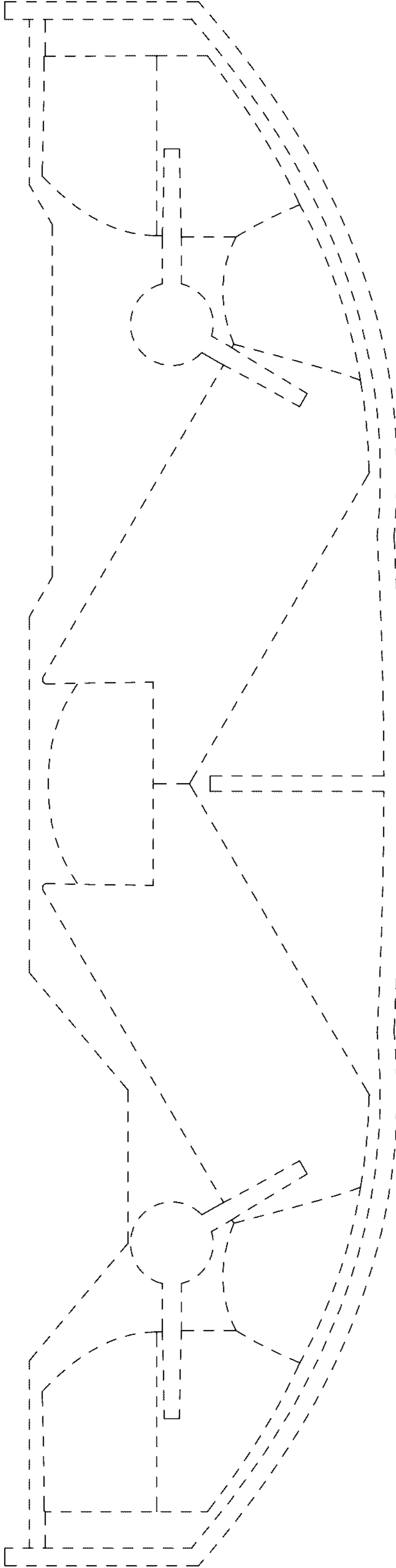


Fig. 2

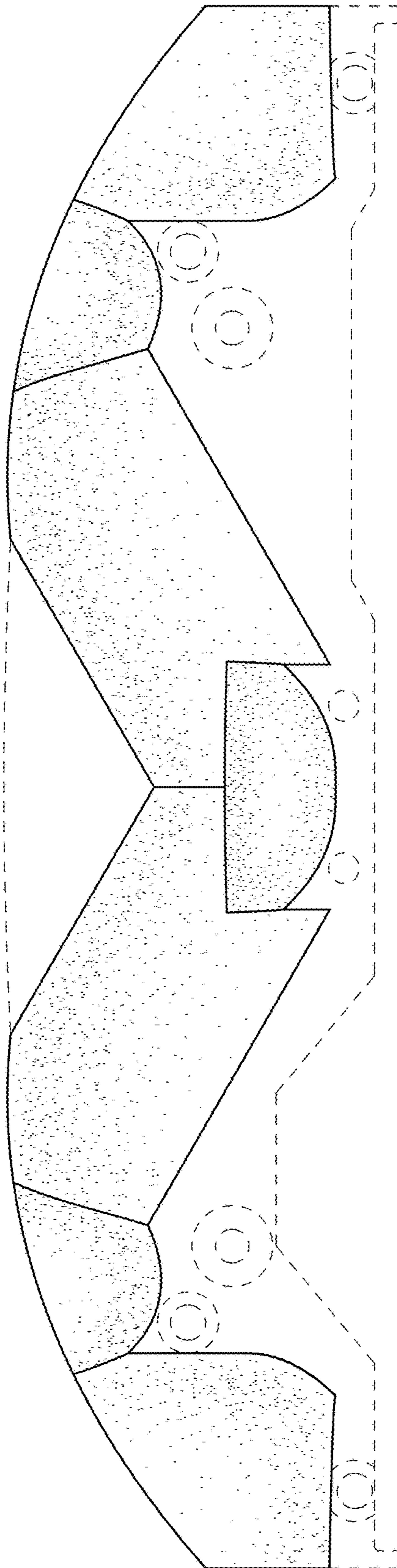


Fig. 3

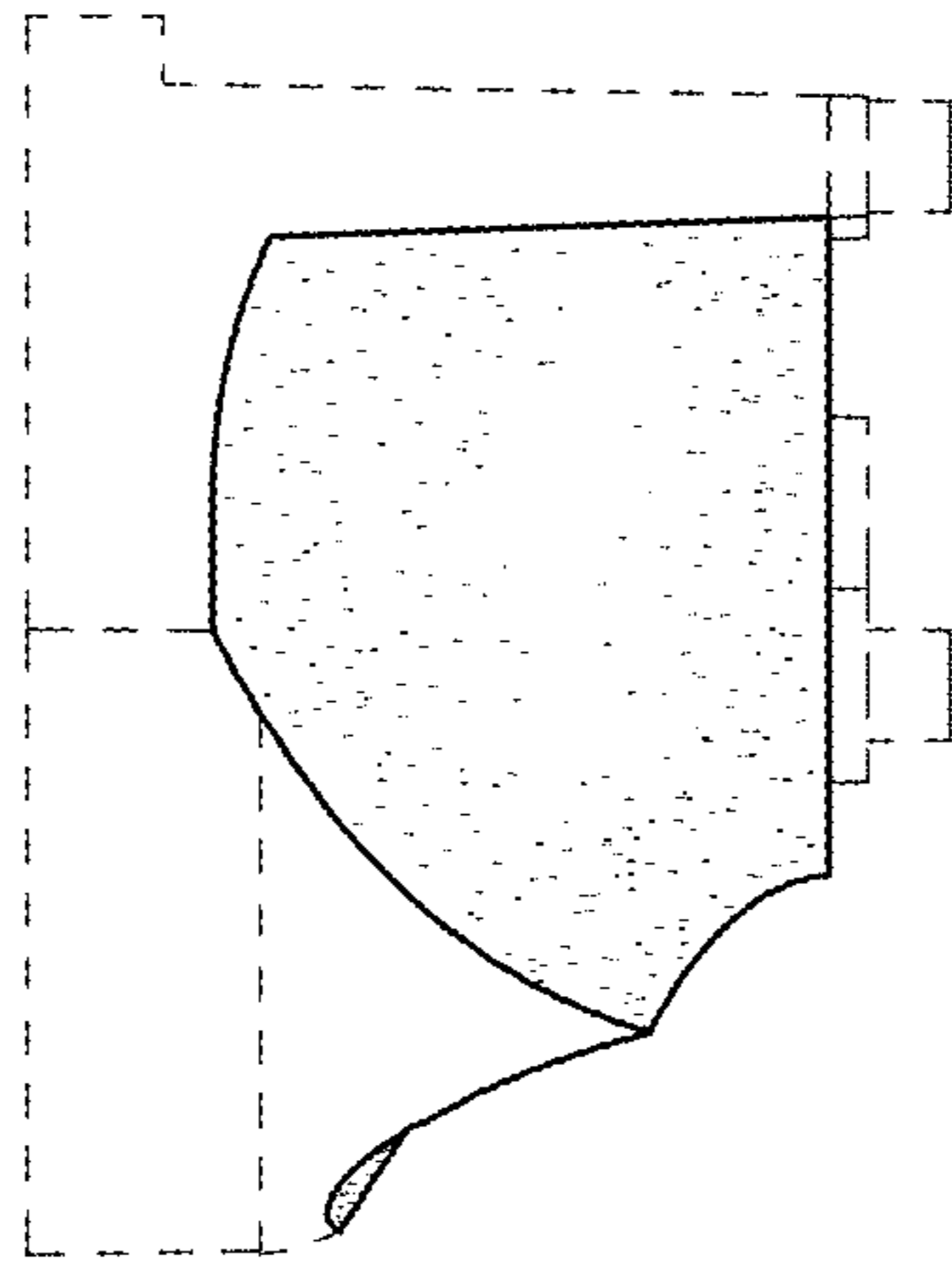


Fig. 4

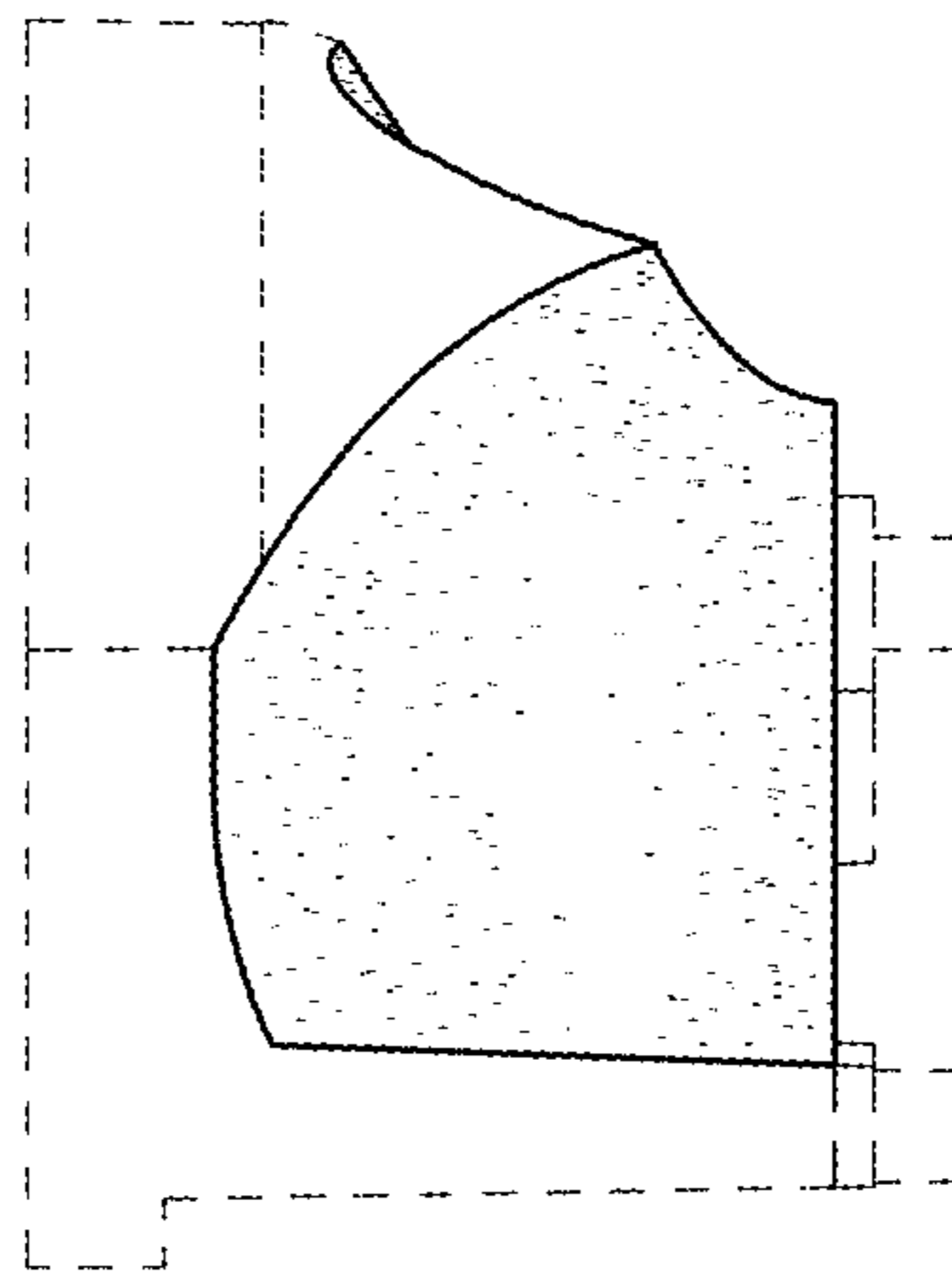


Fig. 5

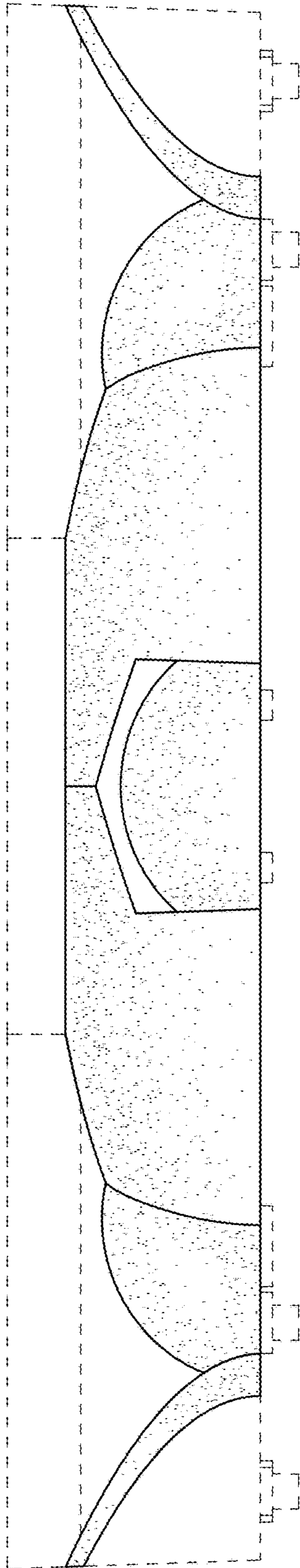


Fig. 6

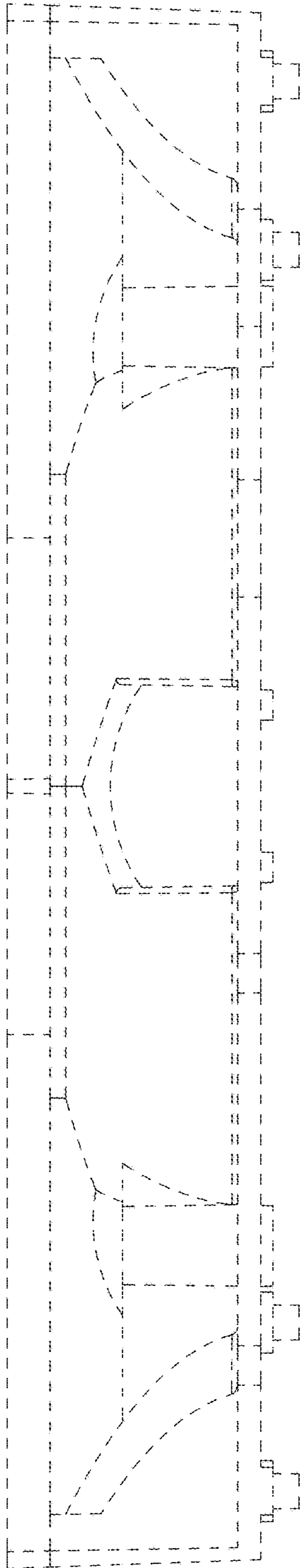


Fig. 7