



US00D776327S

(12) **United States Design Patent** (10) **Patent No.:** **US D776,327 S**  
**Ng et al.** (45) **Date of Patent:** **\*\* Jan. 10, 2017**

(54) **LAMP**

(71) Applicants: **Peter Ng**, Monrovia, CA (US);  
**Kenneth Ng**, Monrovia, CA (US);  
**Edmund Ng**, Monrovia, CA (US)

(72) Inventors: **Peter Ng**, Monrovia, CA (US);  
**Kenneth Ng**, Monrovia, CA (US);  
**Edmund Ng**, Monrovia, CA (US)

(73) Assignee: **KONCEPT TECHNOLOGIES, INC.**,  
Monrovia, CA (US)

(\*\*) Term: **15 Years**

(21) Appl. No.: **29/544,746**

(22) Filed: **Nov. 5, 2015**

(51) **LOC (10) Cl.** ..... **26-03**

(52) **U.S. Cl.**  
USPC ..... **D26/106**

(58) **Field of Classification Search**

USPC ..... D10/114.8; D26/1, 24, 49, 63, 67, 93,  
D26/106, 110, 113, 118-20, 124, 138,  
D26/139, 141, 149; D23/411, 370  
CPC ..... F21S 8/00; F21S 8/04; F21S 2/005;  
F21S 2/00; F21Y 2103/00; F04D 25/08;  
A61N 5/06; G02B 5/045; G05G  
2009/04748; H04B 1/1027; B29D 21/04;  
F21V 15/015; F21V 27/00; F21V 21/14;  
F21V 21/005; F21V 7/005; G02F  
2001/133607; F41C 27/00

See application file for complete search history.

(56) **References Cited**

U.S. PATENT DOCUMENTS

D200,549 S *	3/1965	Nunn, Jr. ....	D10/114.8
D209,537 S *	12/1967	Craddock .....	D10/114.8
3,712,271 A *	1/1973	Greathouse .....	A61N 5/06 128/882
D539,414 S *	3/2007	Russak .....	D23/411
D604,894 S *	11/2009	Peifer .....	D26/141
D641,906 S *	7/2011	Lee .....	D26/63
8,613,601 B2 *	12/2013	Helps .....	F04D 25/08 417/198
D729,231 S *	5/2015	Lam .....	D14/327
D729,925 S *	5/2015	McPherson .....	D23/370
D750,832 S *	3/2016	Lehman .....	D26/120

\* cited by examiner

*Primary Examiner* — Brian N Vinson

(74) *Attorney, Agent, or Firm* — Steins & Associates, P.C.

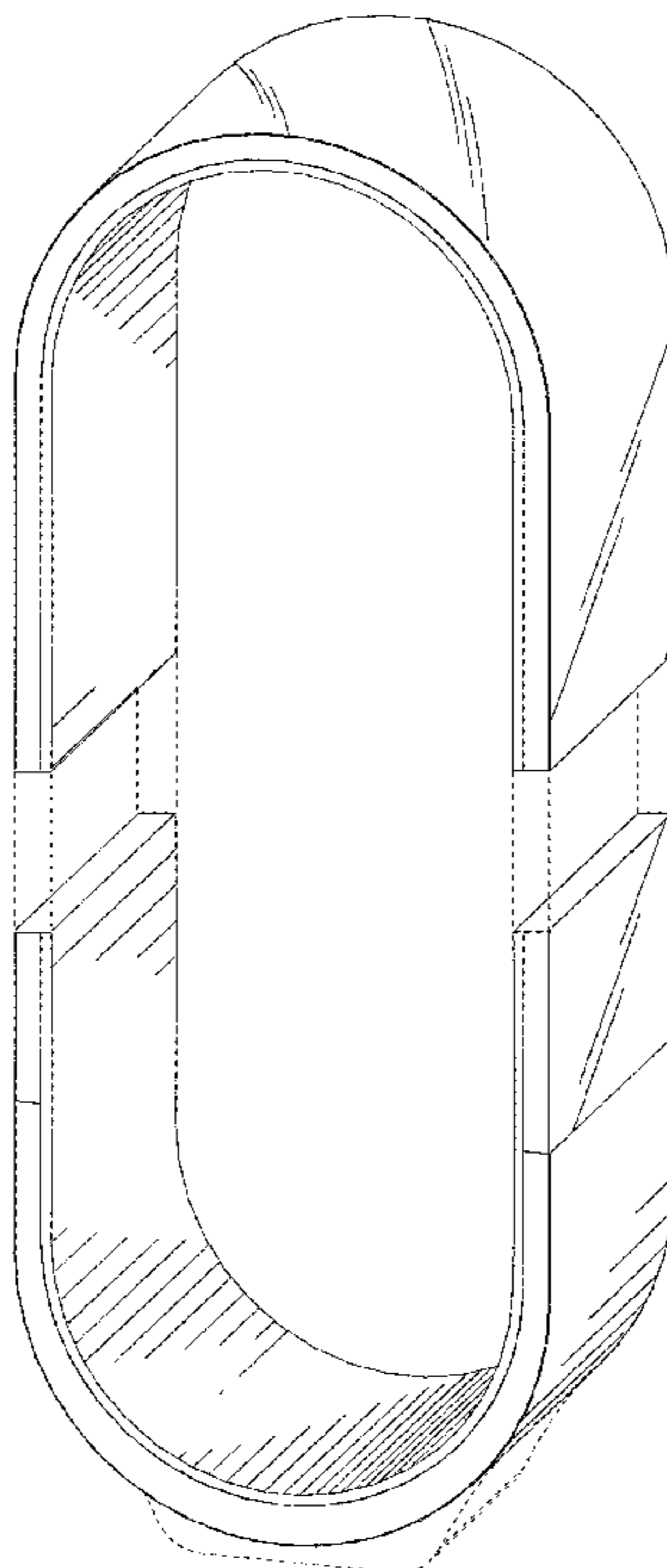
(57) **CLAIM**

The ornamental design for a lamp, as shown and described.

**DESCRIPTION**

FIG. 1 is a perspective view of a lamp showing our new design;  
FIG. 2 is a top plan view thereof;  
FIG. 3 is a bottom plan view thereof;  
FIG. 4 is a left side elevational view thereof;  
FIG. 5 is a right side elevational view thereof;  
FIG. 6 is a front elevational view thereof; and,  
FIG. 7 is a rear elevational view thereof.  
The broken line disclosure represents portions of the lamp which form no part of the claimed design.

**1 Claim, 7 Drawing Sheets**



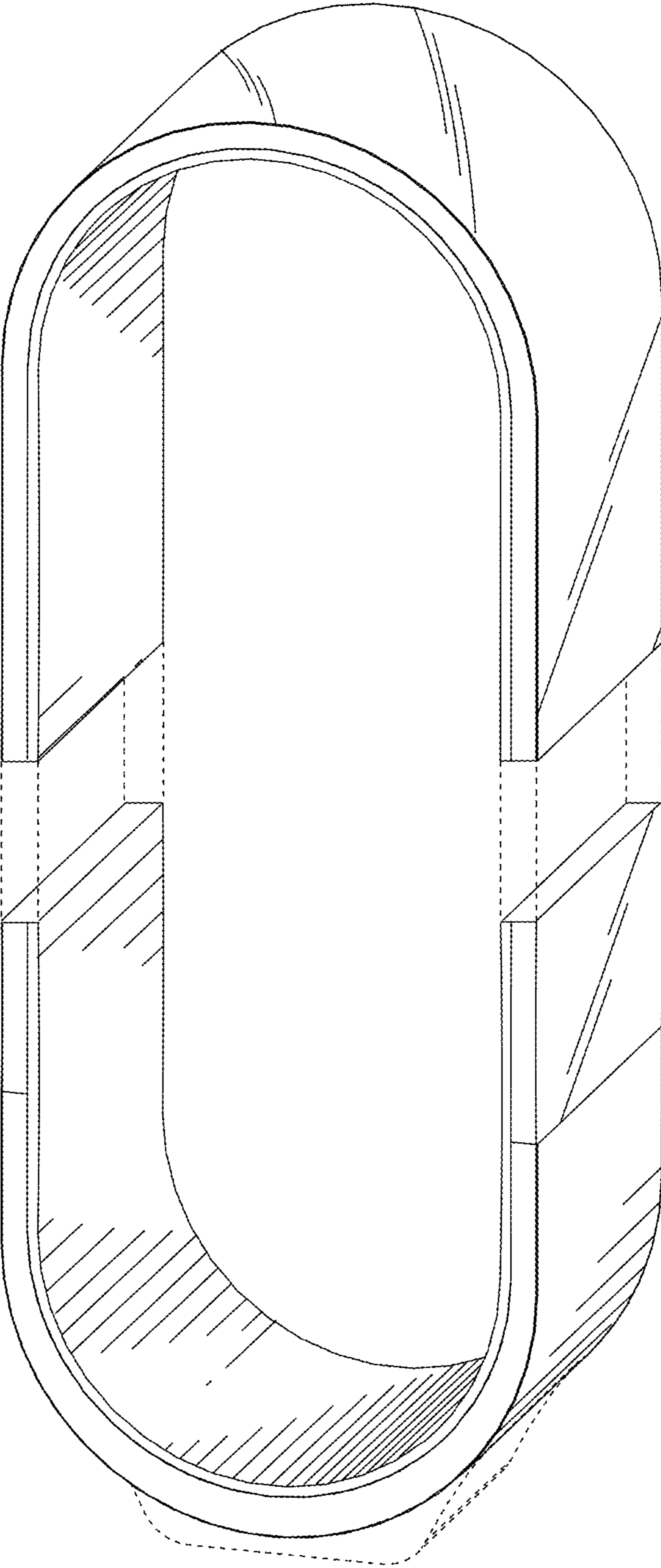


FIG. 1

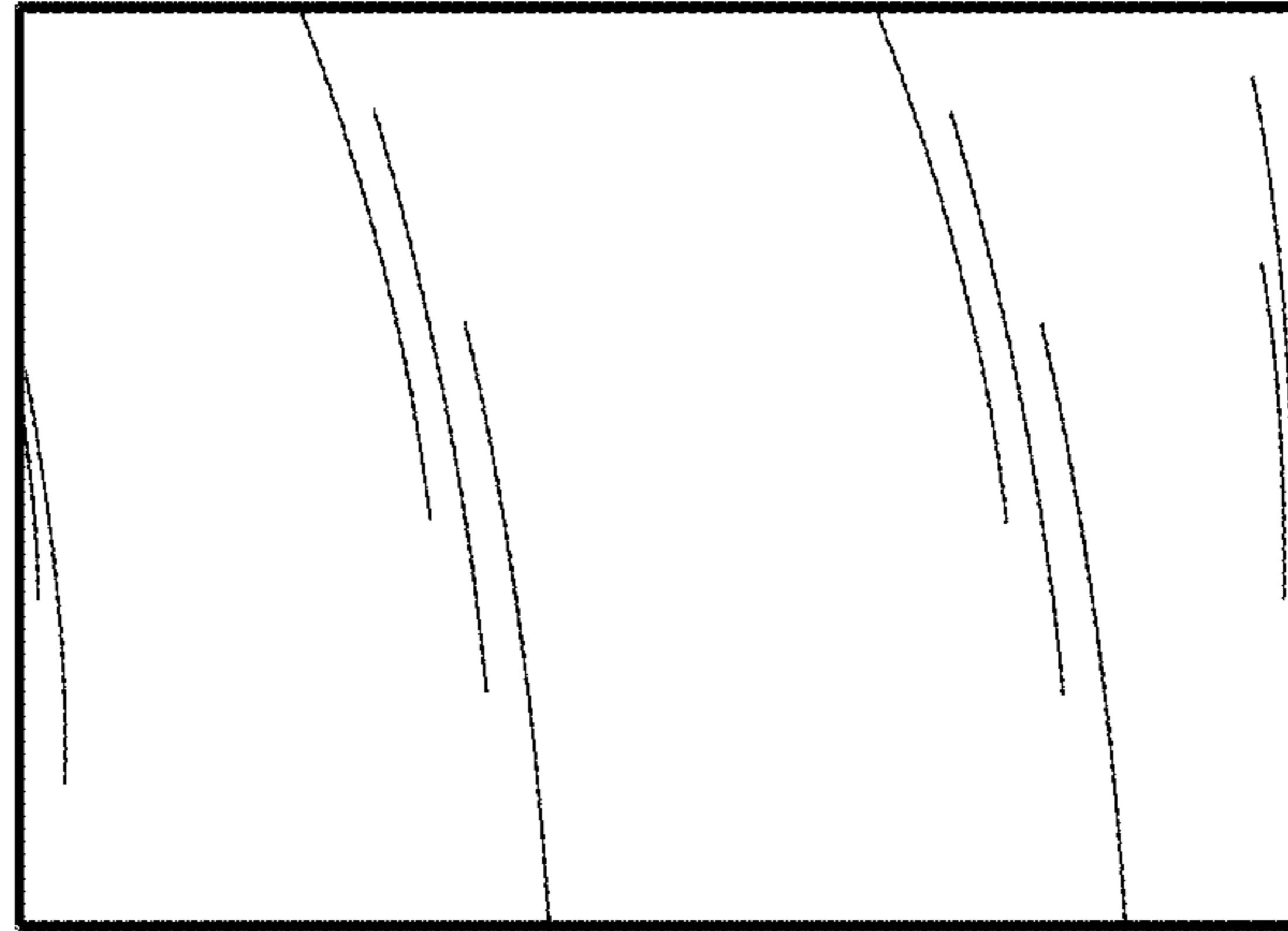


FIG. 2

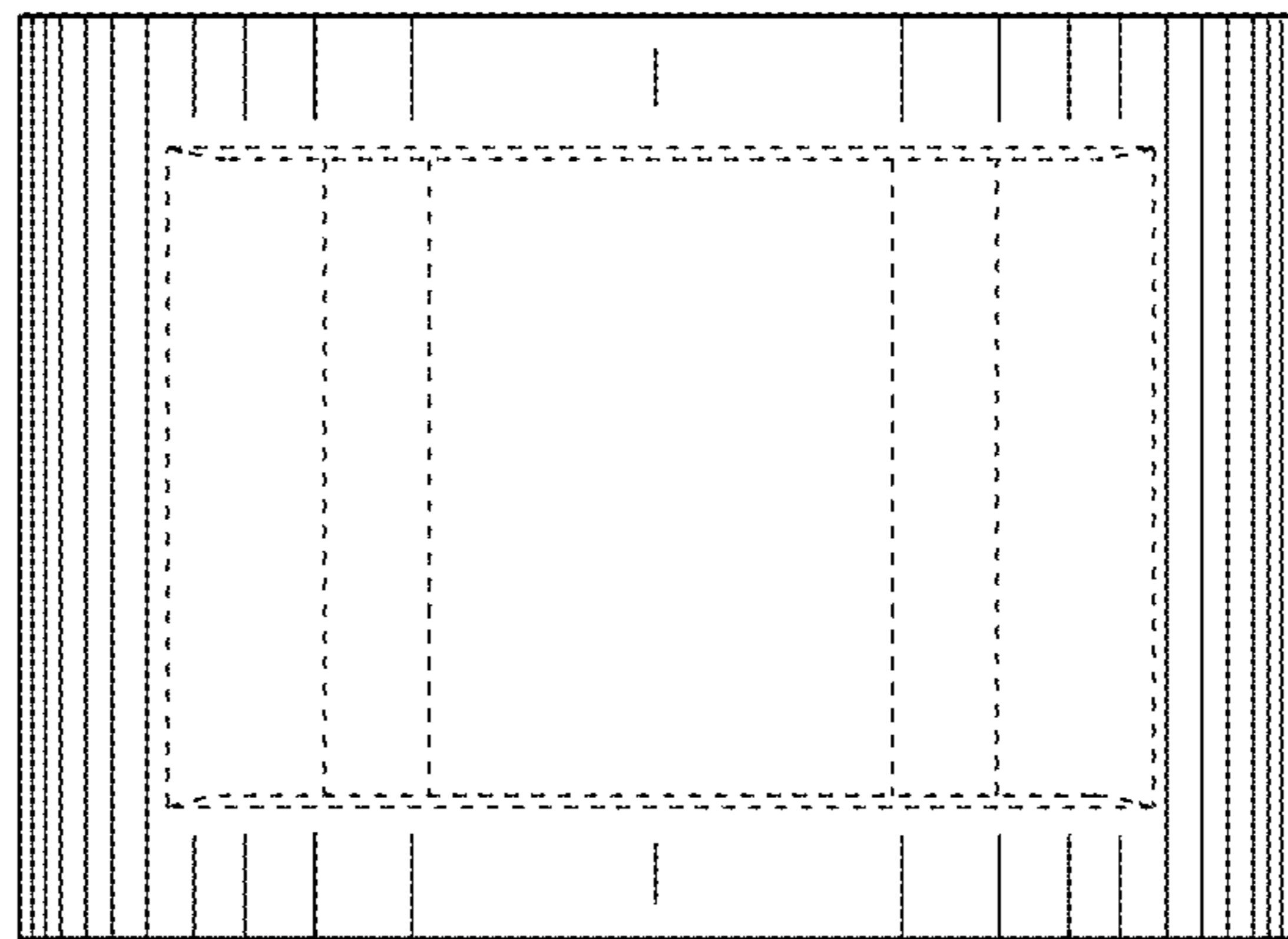


FIG. 3

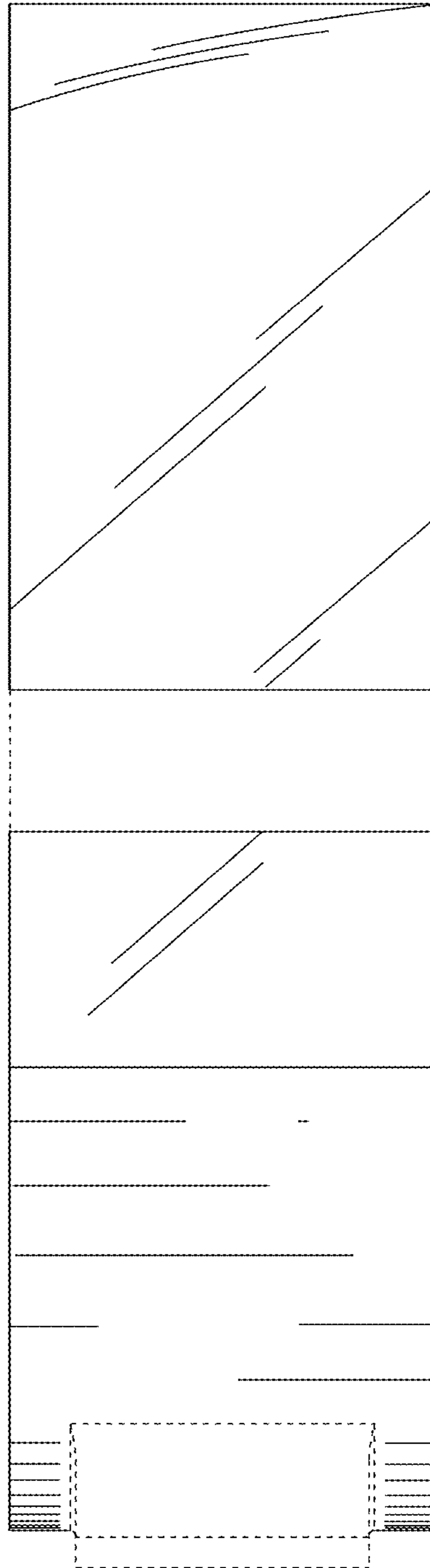


FIG. 4

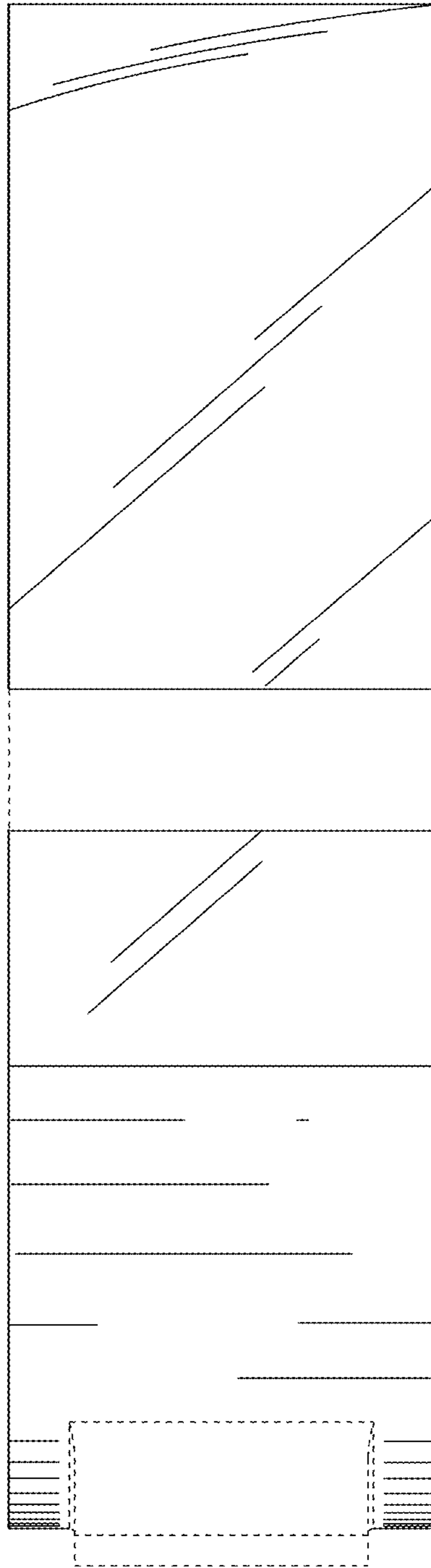


FIG. 5

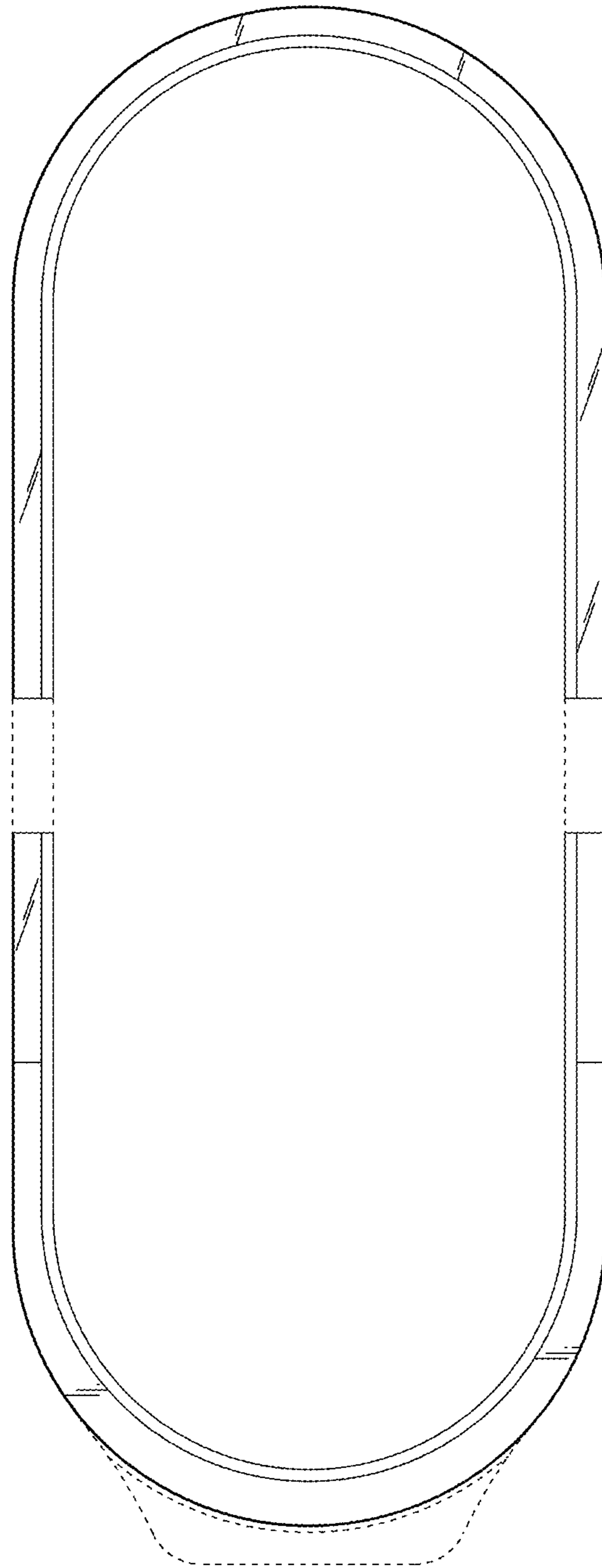


FIG. 6

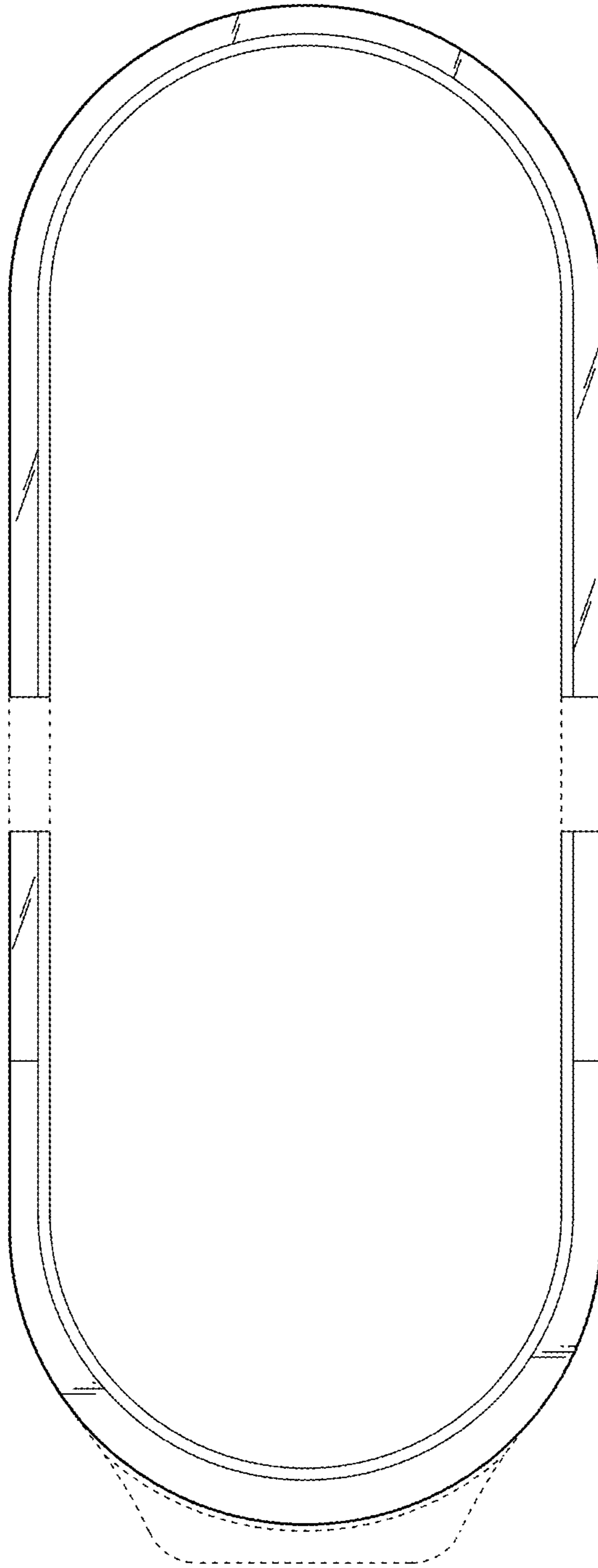


FIG. 7