

US00D776317S

(12) **United States Design Patent** (10) **Patent No.:** **US D776,317 S**
Li (45) **Date of Patent:** **** Jan. 10, 2017**

(54) **ADJUSTABLE LAMP WITH A USB PORT**

(71) Applicant: **Dongguan City General Success Industrial Co., LTD.**, Dongguan, Guangdong (CN)

(72) Inventor: **Ming Li**, Guangdong (CN)

(73) Assignee: **Dongguan City General Success Industrial Co., LTD.**, Dongguan, Guangdong Province (CN)

(**) Term: **15 Years**

(21) Appl. No.: **29/530,887**

(22) Filed: **Jun. 21, 2015**

(51) **LOC (10) Cl.** **26-03**

(52) **U.S. Cl.**
USPC **D26/62**

(58) **Field of Classification Search**
USPC D26/61-65, 24, 93
CPC F21S 6/00; F21S 6/003; F21V 14/00;
F21V 21/00; F21V 21/14; F21W 2131/30
See application file for complete search history.

(56) **References Cited**

U.S. PATENT DOCUMENTS

4,238,816 A * 12/1980 Merlo F21S 6/003
362/279
D329,298 S * 9/1992 Huang D26/62

D409,779 S * 5/1999 Schaak D26/62
D411,638 S * 6/1999 Schaak D26/62
D506,018 S * 6/2005 Campo D26/62
D513,085 S * 12/2005 Shiu D26/62
D535,046 S * 1/2007 Smith D26/60
D675,359 S * 1/2013 Chiang D26/62

* cited by examiner

Primary Examiner — Brian N Vinson


(57) **CLAIM**

The ornamental design for an adjustable lamp with a USB port, as shown and described.

DESCRIPTION

FIG. 1 is a perspective view of an adjustable lamp with a USB port, showing my new design.
FIG. 2 is a front view thereof.
FIG. 3 is a rear view thereof.
FIG. 4 is a left view thereof.
FIG. 5 is a right view thereof.
FIG. 6 is a top view thereof; and,
FIG. 7 is a bottom view thereof.
The broken lines illustrate portions of the multi-functional USB lamp that form no part of claimed design.

1 Claim, 7 Drawing Sheets






Fig. 1

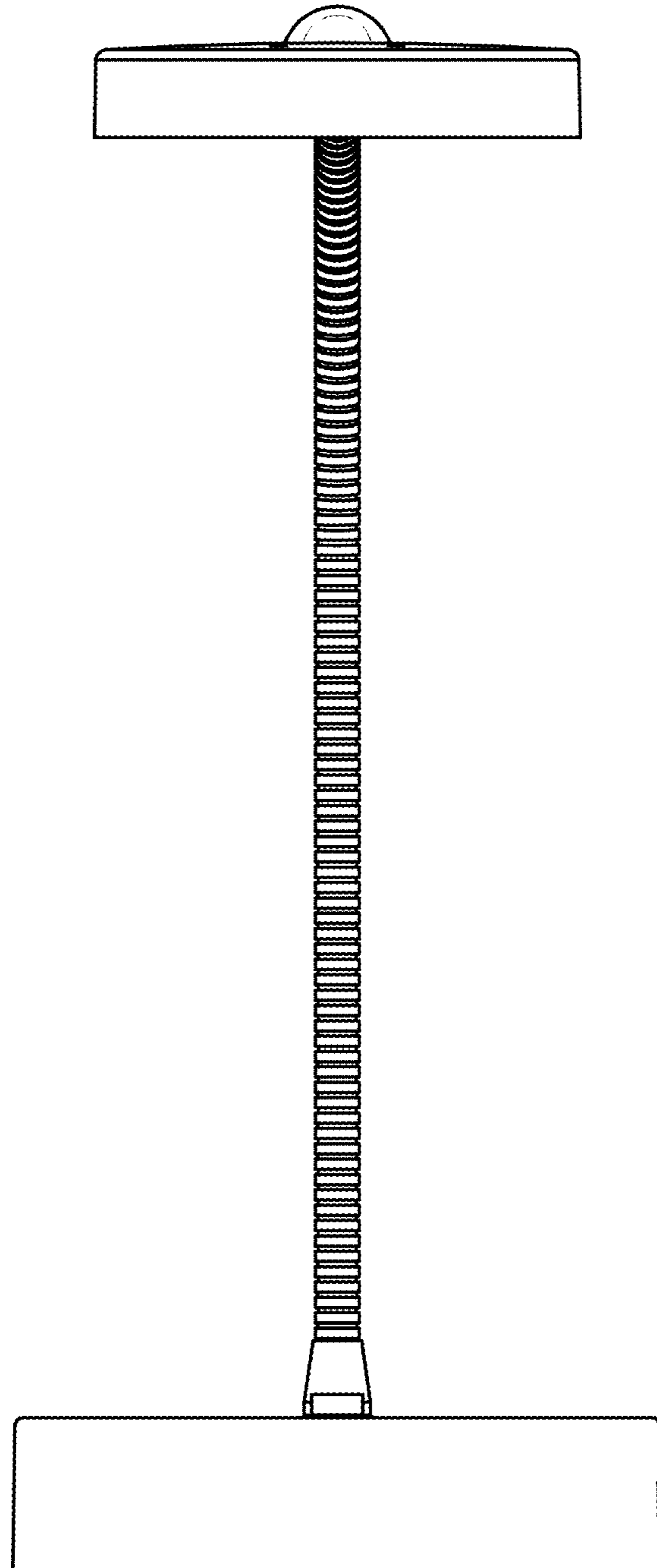


Fig. 2

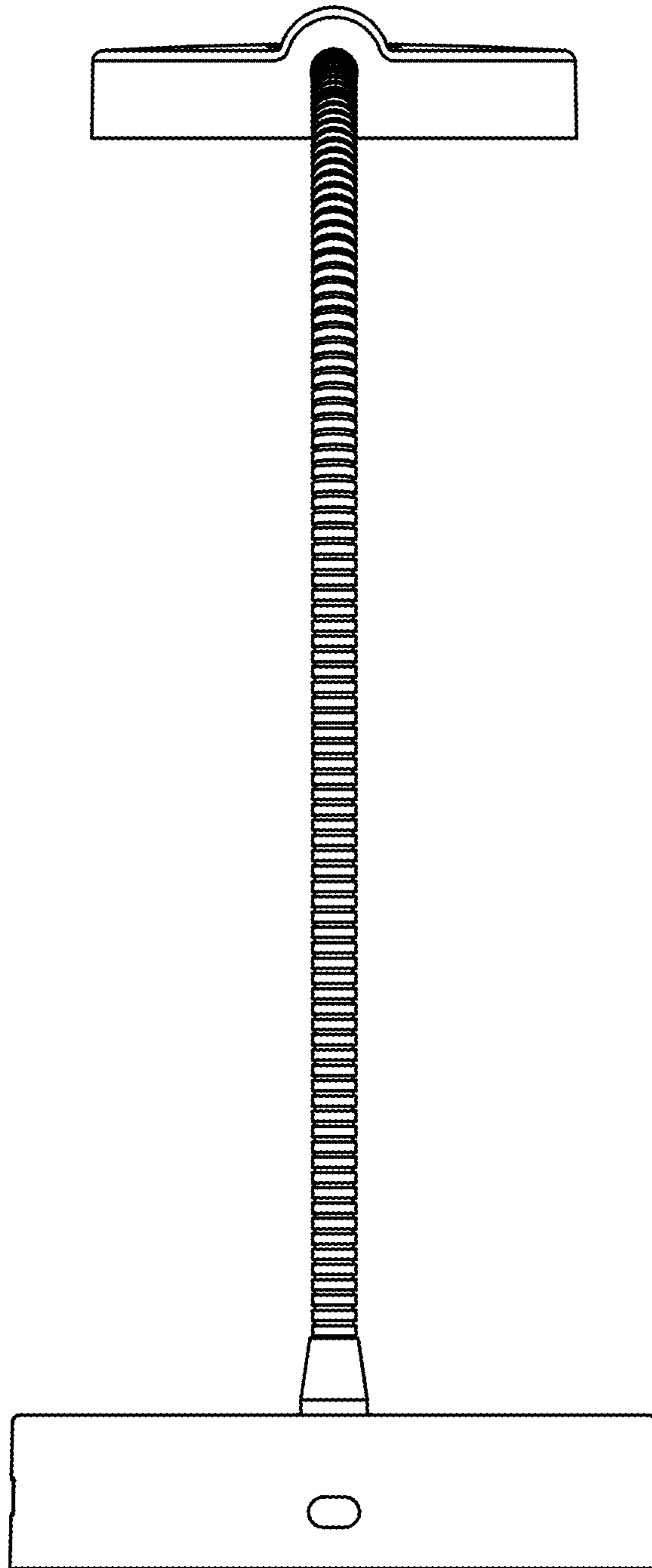


Fig. 3

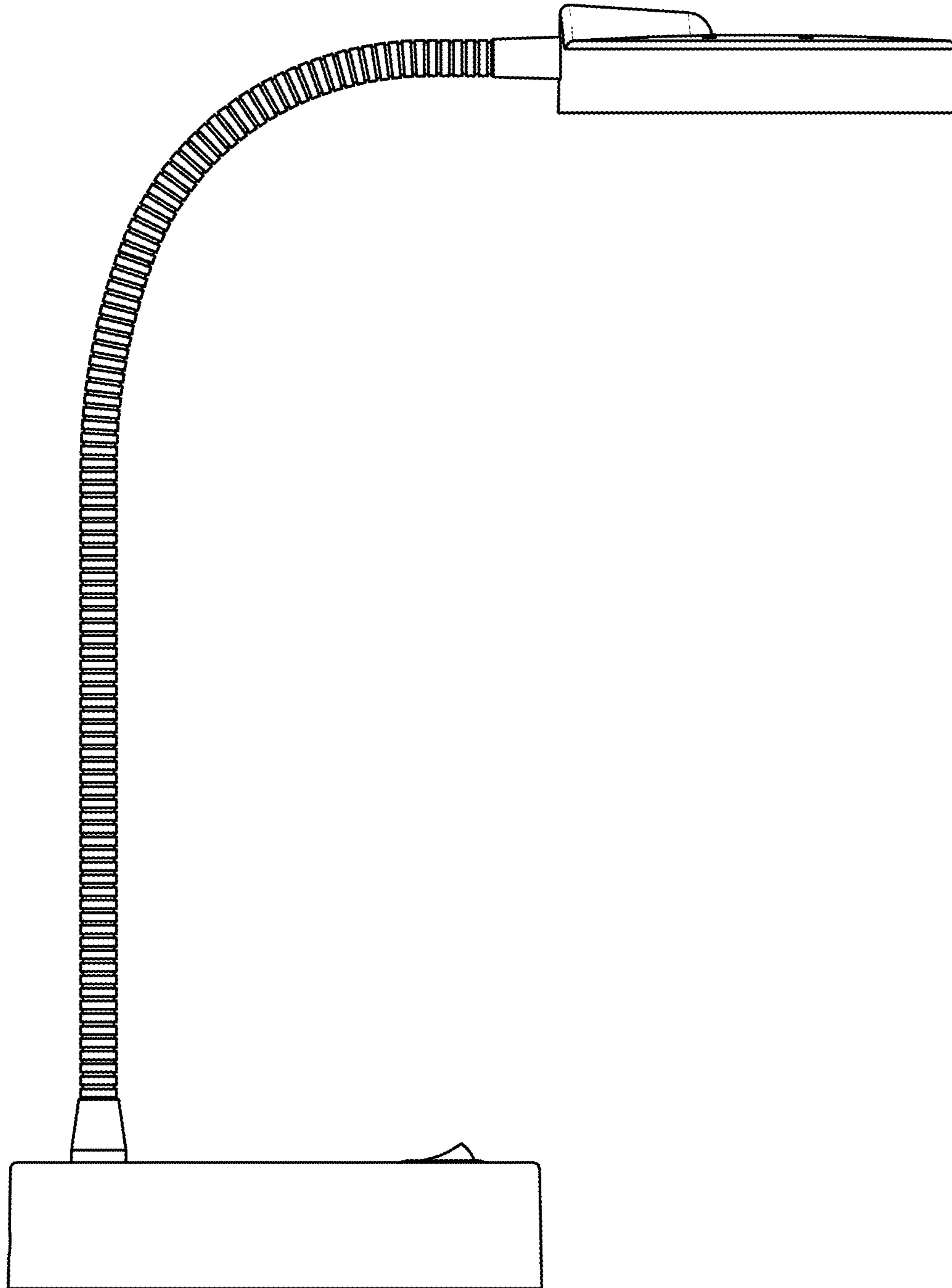


Fig. 4

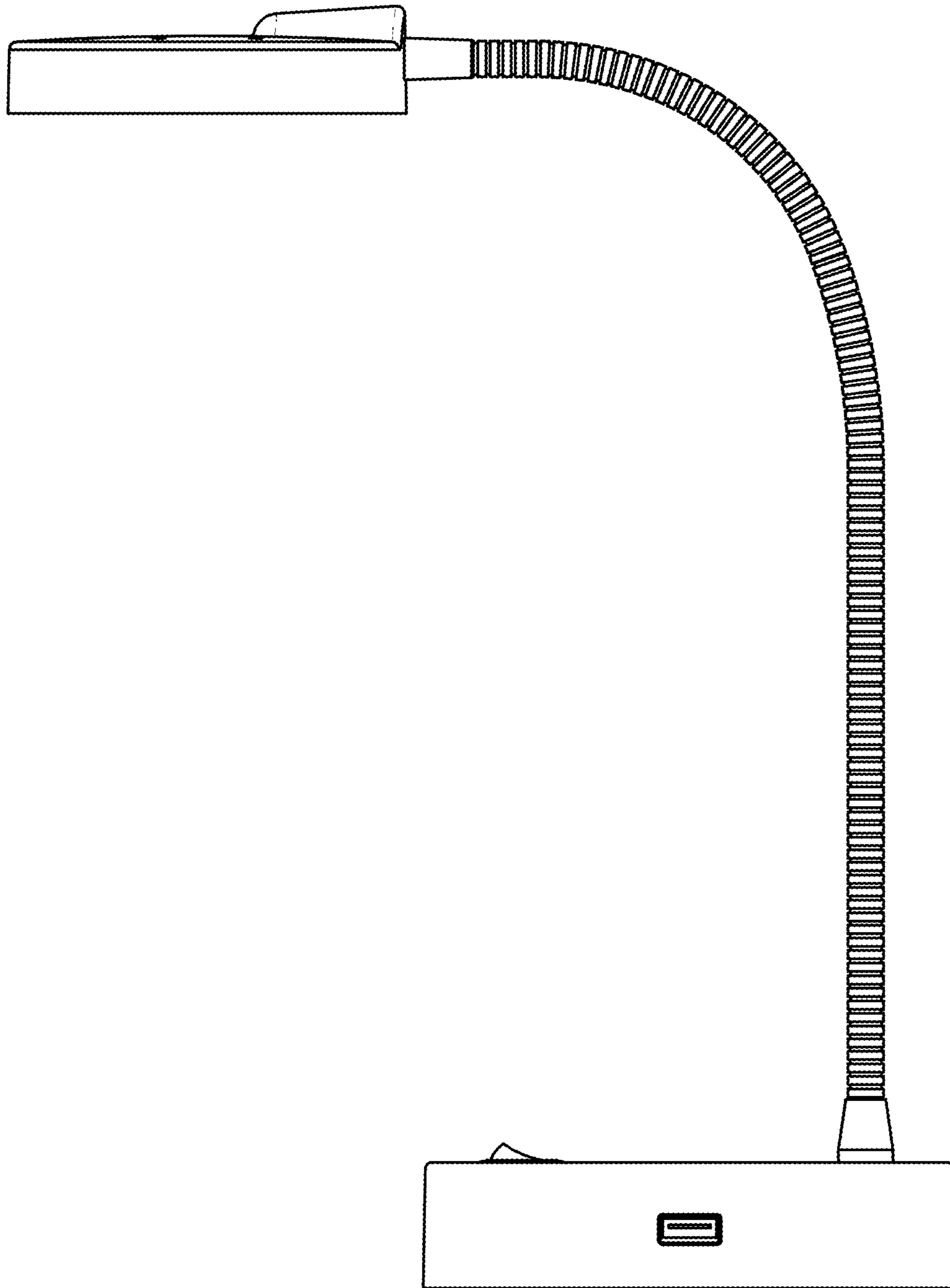


Fig. 5

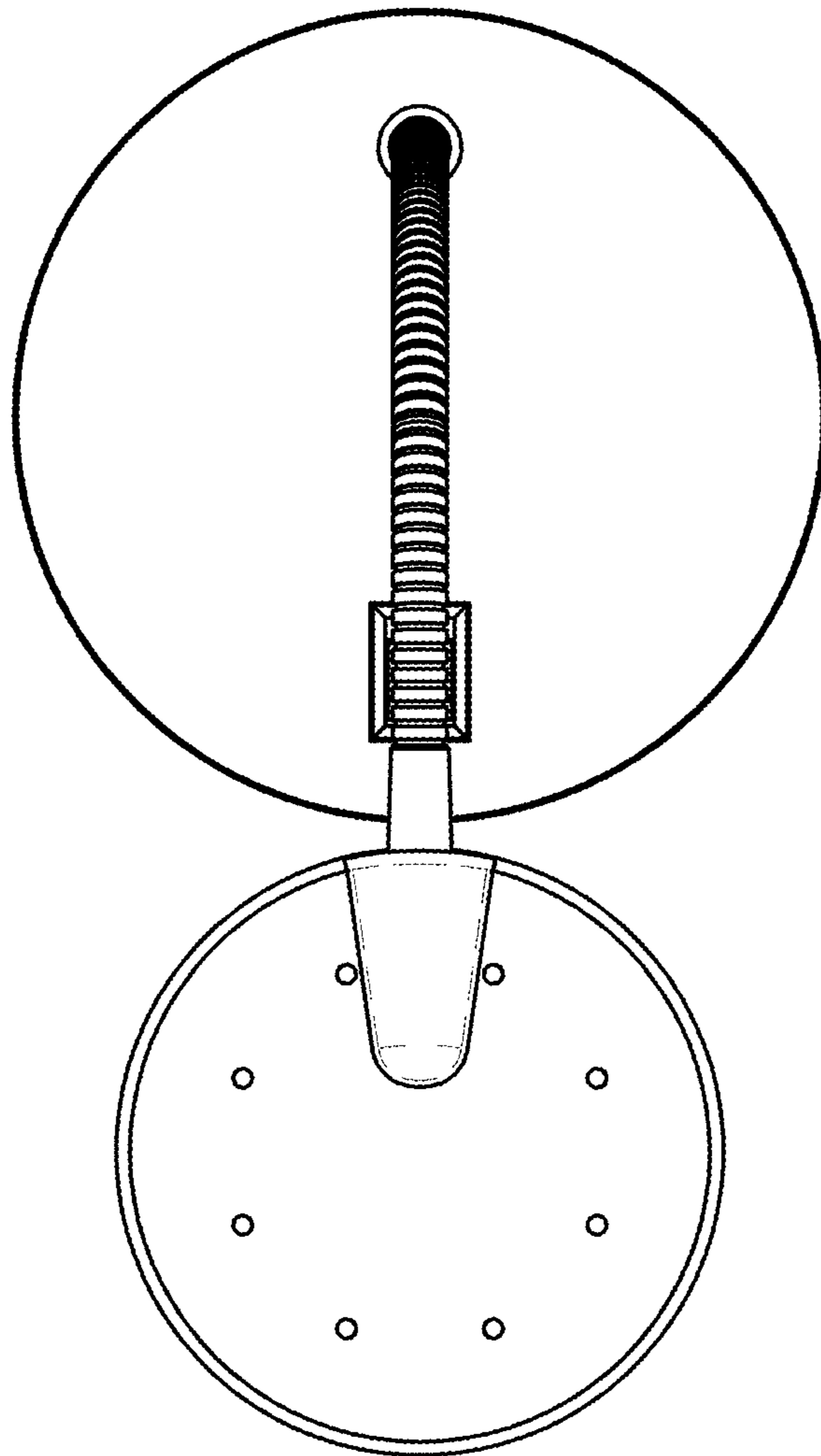


Fig. 6




Fig. 7