



US00D776305S

(12) **United States Design Patent**
Barnetson et al.

(10) **Patent No.:** **US D776,305 S**

(45) **Date of Patent:** **** Jan. 10, 2017**

(54) **HORIZONTAL LED LAMP**

(71) Applicant: **Lunera Lighting, Inc.**, Santa Clara, CA (US)

(72) Inventors: **Donald Barnetson**, San Jose, CA (US);
Daryl Cheim, San Jose, CA (US);
George Xie, San Jose, CA (US)

(73) Assignee: **LUNERA LIGHTING, INC.**, Santa Clara, CA (US)

(**) Term: **15 Years**

(21) Appl. No.: **29/544,761**

(22) Filed: **Nov. 5, 2015**

Related U.S. Application Data

(63) Continuation-in-part of application No. 29/512,777, filed on Dec. 22, 2014.

(51) **LOC (10) Cl.** **26-04**

(52) **U.S. Cl.**
USPC **D26/1**

(58) **Field of Classification Search**
USPC D26/1-4; 313/313, 315, 316, 317, 318, 313/493; 315/52, 53, 56, 57, 58; 362/235
CPC F21K 9/135; F21K 9/13; F21V 29/506; F21Y 2103/02; Y02B 20/386
See application file for complete search history.

(56) **References Cited**

U.S. PATENT DOCUMENTS

6,390,647 B1 5/2002 Shaefer
D600,584 S * 9/2009 Lyons D10/114.1
7,635,205 B2 12/2009 Yu
D615,935 S * 5/2010 An D13/180
7,832,917 B2 11/2010 Chien

D630,777 S * 1/2011 Lee D13/180
D657,074 S * 4/2012 Chen D26/1
D661,008 S * 5/2012 Yuan D26/74
D667,568 S * 9/2012 Chen D26/1
D667,968 S * 9/2012 Shin D26/1
D697,877 S * 1/2014 Hsu D13/180
D700,372 S * 2/2014 Altman D14/435.1
8,651,691 B2 2/2014 Grajcar
8,702,278 B2 4/2014 Wang
D708,360 S 7/2014 Shibata
D710,316 S * 8/2014 Ikeda D13/180
D718,726 S * 12/2014 Lo D13/180
9,243,757 B2 * 1/2016 Barnetson F21K 9/13
2010/0271818 A1 10/2010 Smith
2014/0198500 A1 7/2014 Tessnow

* cited by examiner

Primary Examiner — Ian Simmons

Assistant Examiner — Harold Blackwell, II

(74) *Attorney, Agent, or Firm* — Henry J. Cittone; Cittone & Chinta LLP

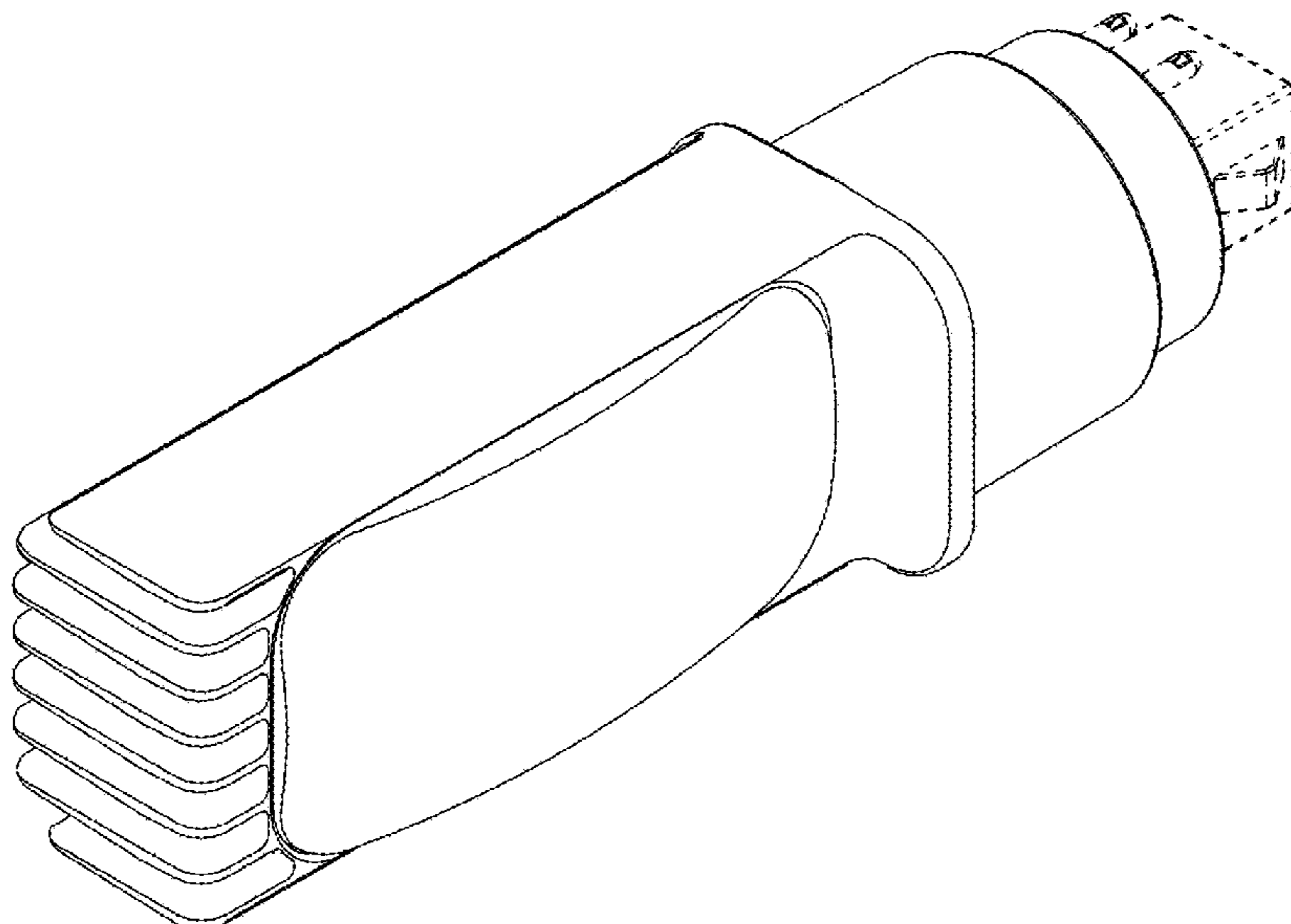
(57) **CLAIM**

The ornamental design for a horizontal LED lamp, as shown and described.

DESCRIPTION

FIG. 1 is a perspective view from above of a horizontal LED lamp, showing my new design; and
FIG. 2 is right side view thereof;
FIG. 3 is a left side view thereof;
FIG. 4 is a front view thereof;
FIG. 5 is a rear view thereof;
FIG. 6 is a top view thereof; and,
FIG. 7 is a bottom view thereof.
The broken line illustration of environmental and other structures in the drawings are not part of the design sought to be patented.

1 Claim, 6 Drawing Sheets



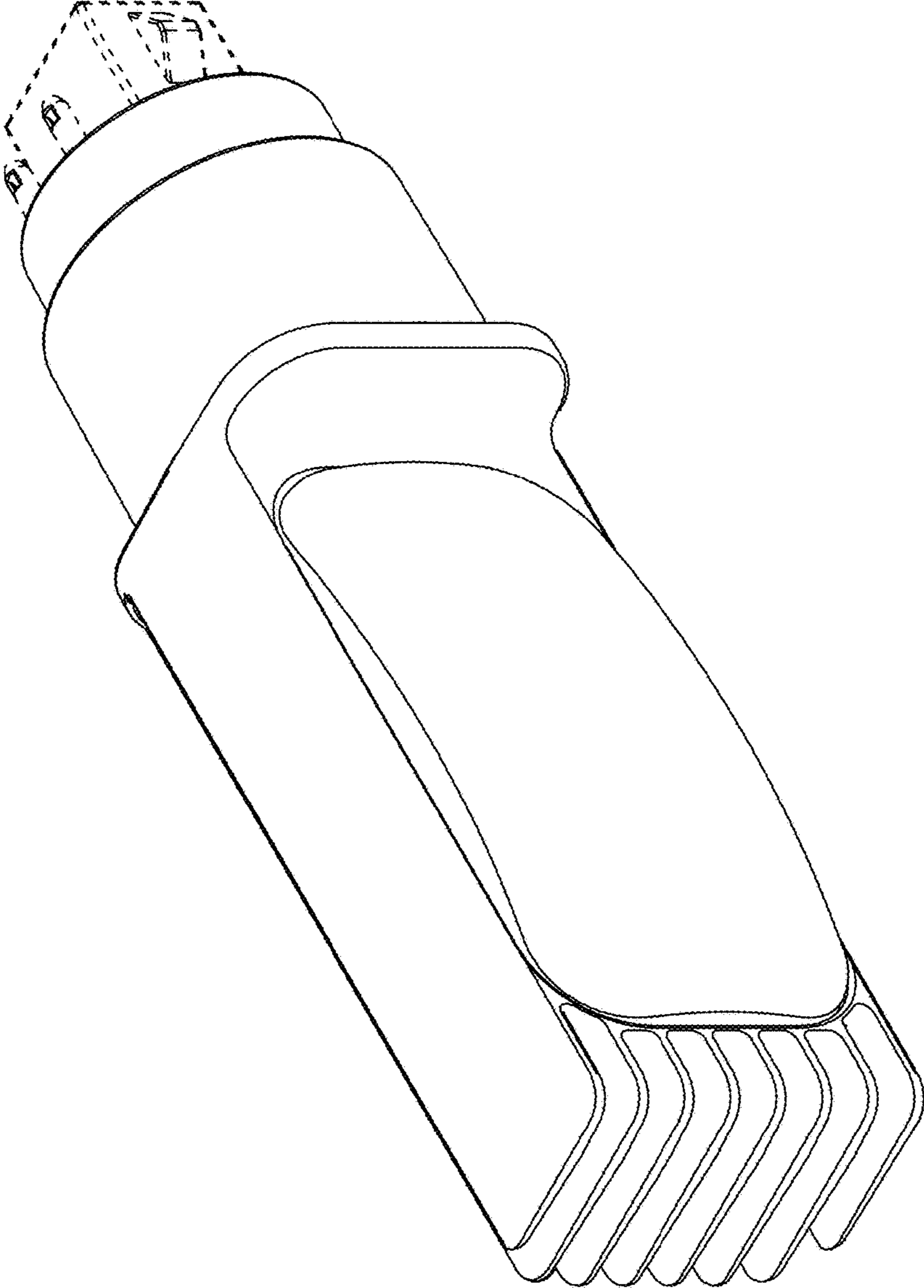


FIG. 1

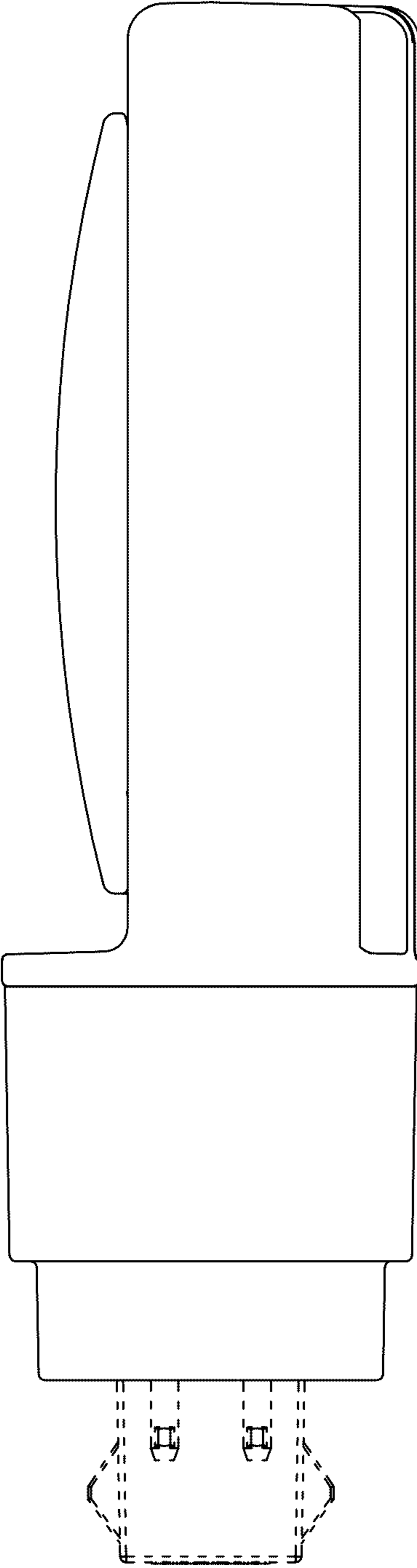


FIG. 2

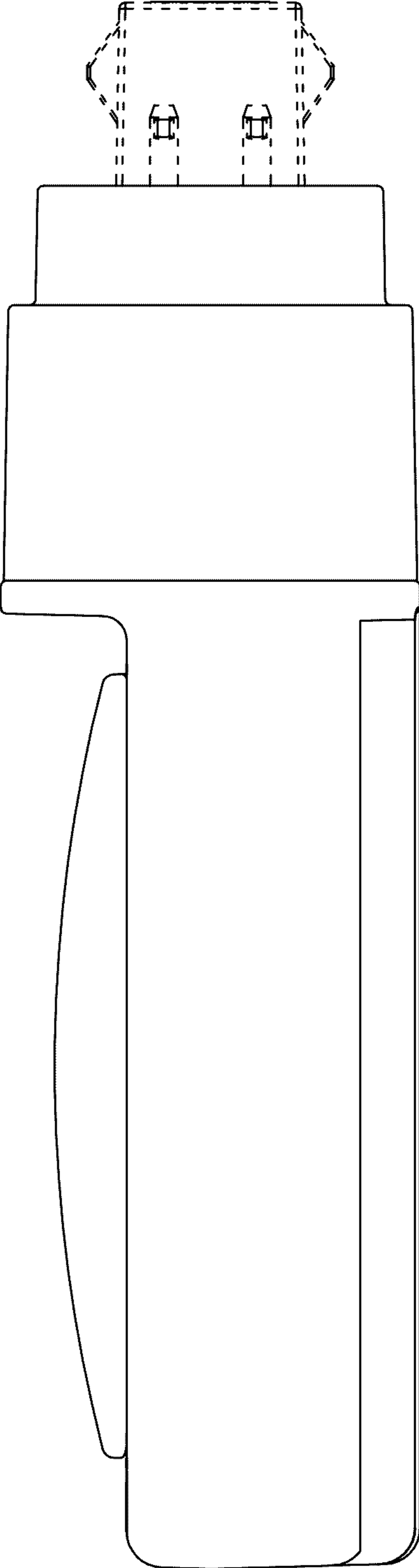


FIG. 3




FIG. 4

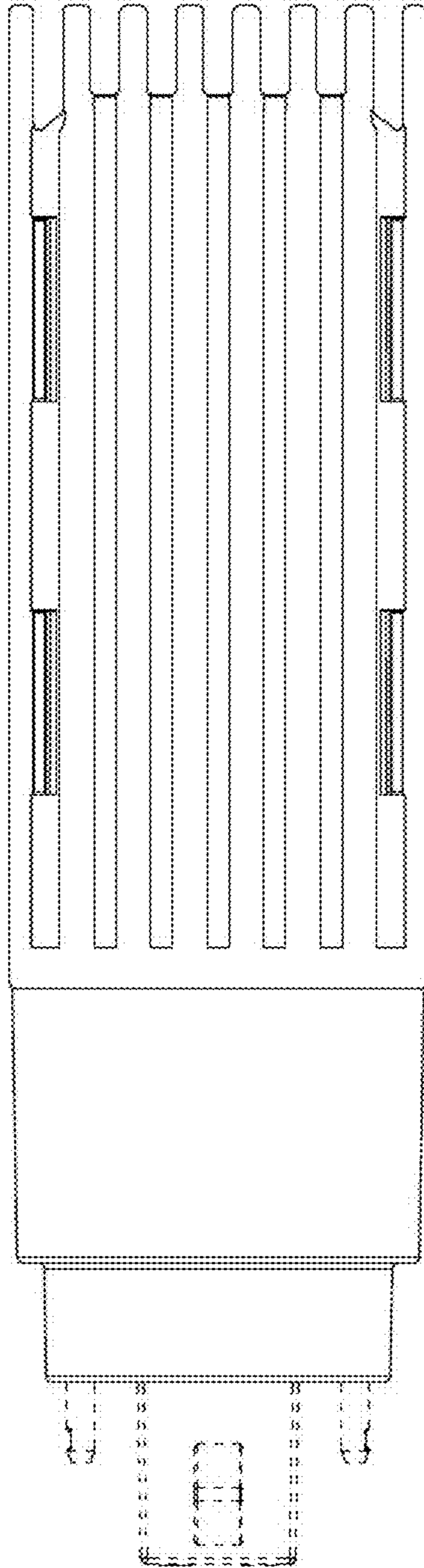


FIG. 5

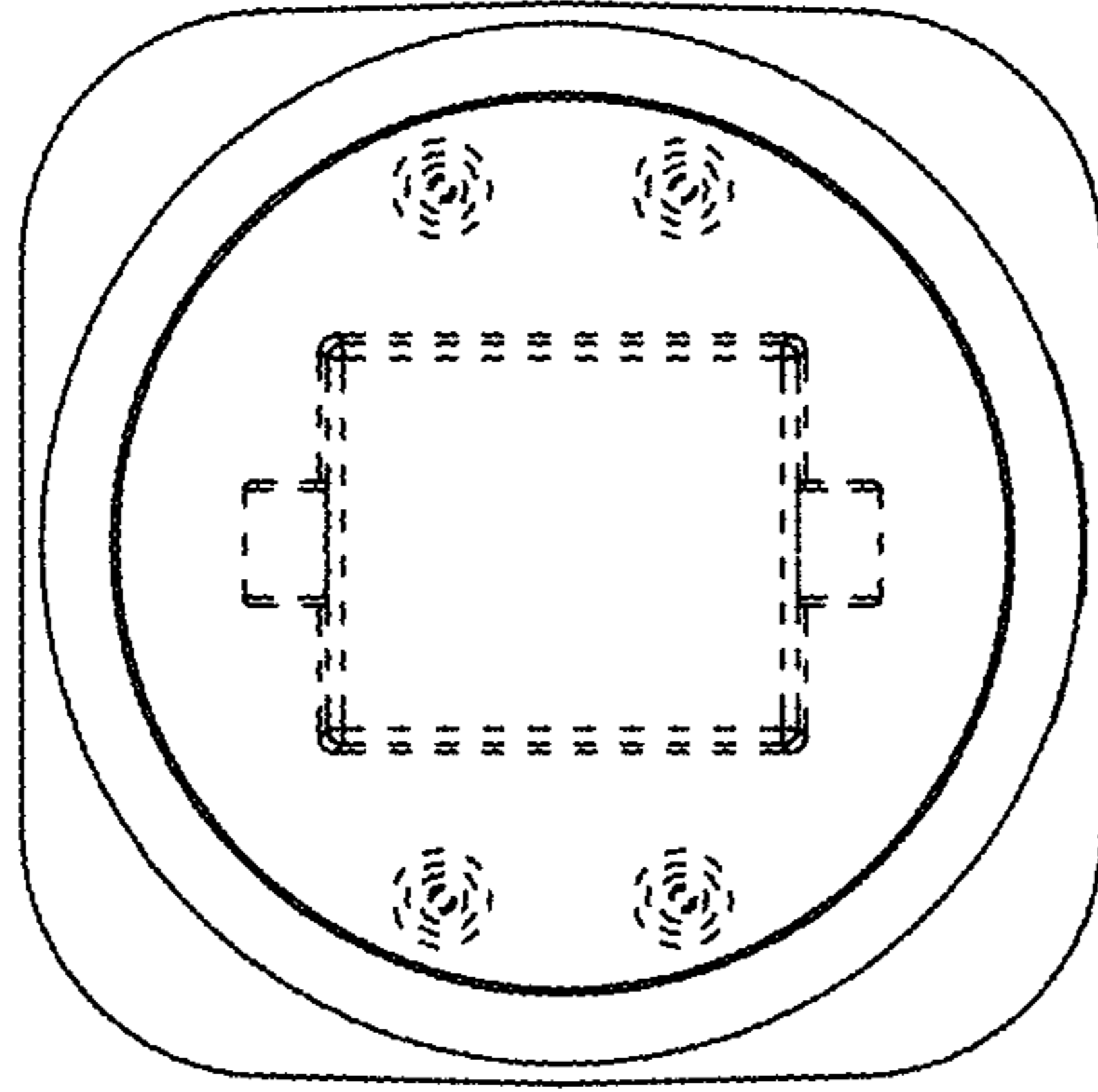


FIG. 6

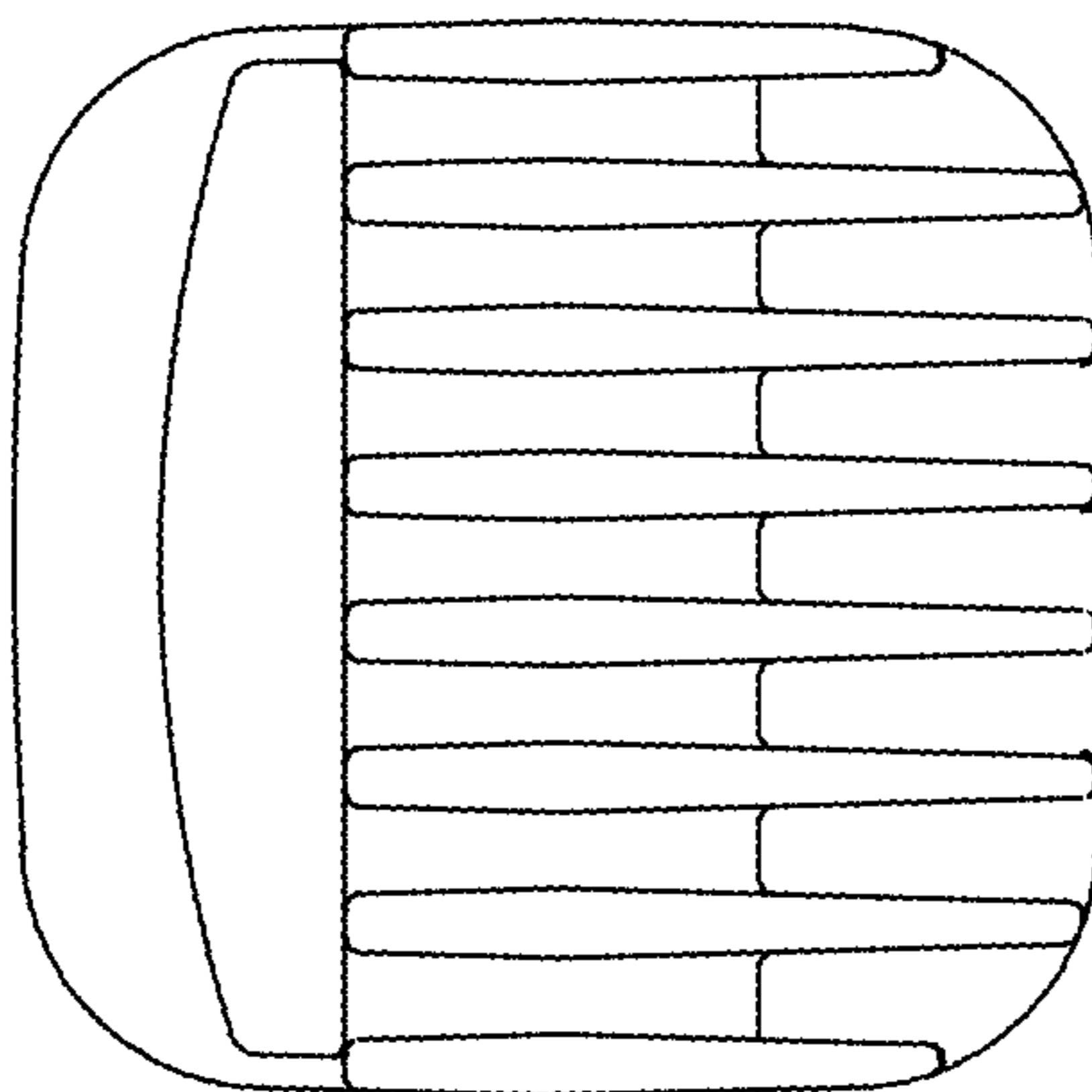


FIG. 7