



US00D776299S

(12) **United States Design Patent**
Clevenger

(10) **Patent No.:** **US D776,299 S**

(45) **Date of Patent:** **** Jan. 10, 2017**

(54) **PAVER**

(71) Applicant: **Rocky Albert Clevenger**, Central Point,
OR (US)

(72) Inventor: **Rocky Albert Clevenger**, Central Point,
OR (US)

(**) Term: **15 Years**

(21) Appl. No.: **29/532,022**

(22) Filed: **Jul. 1, 2015**

(51) **LOC (10) Cl.** **25-01**

(52) **U.S. Cl.**
USPC **D25/112**

(58) **Field of Classification Search**
USPC D21/484-491, 499-504; D25/102-118,
D25/136, 138, 140, 151, 152, 153,
D25/156-162, 164; 47/33; 52/102,
52/503-505, 574, 575, 596-612;
404/27-42; 405/16, 284, 286; 428/51
See application file for complete search history.

(56) **References Cited**

U.S. PATENT DOCUMENTS

D341,897 S *	11/1993	Benavent Adrian	D25/138
D399,978 S	10/1998	Barth et al.		
5,884,445 A	3/1999	Woolford		
6,863,469 B2	3/2005	Bolduc et al.		
D540,954 S	4/2007	Bouchard		
D553,759 S	10/2007	Hamel		
D571,935 S *	6/2008	Park	D25/151
7,425,106 B2	9/2008	Altmann et al.		
D582,061 S *	12/2008	Park	D25/151
D606,210 S	12/2009	Thomassen		
D620,151 S *	7/2010	Perkins	D25/156
D660,460 S *	5/2012	Dixon	D25/113
8,337,116 B2	12/2012	Castonguay et al.		
8,413,397 B2	4/2013	Lacas et al.		
D695,921 S	12/2013	Dignard		
D695,922 S	12/2013	Dignard		

D704,863 S *	5/2014	Yaw	D25/163
D705,455 S *	5/2014	Choi	D25/151
D705,954 S *	5/2014	Choi	D25/151
D705,955 S *	5/2014	Choi	D25/151
D705,956 S *	5/2014	Choi	D25/151
8,820,022 B1	9/2014	Riccobene et al.		
D714,559 S *	10/2014	McCuaig	D5/44
D715,563 S *	10/2014	Zeamer	D5/44
D737,576 S *	9/2015	Davis	D5/44
D737,577 S *	9/2015	Davis	D5/44
D738,115 S *	9/2015	Grzeskowiak, II	D5/44
D738,630 S *	9/2015	Grzeskowiak, II	D5/44
D746,066 S *	12/2015	McCuaig	D25/151
D746,068 S *	12/2015	Zeamer	D25/151
D759,386 S *	6/2016	Davis	D5/44
D759,388 S *	6/2016	Davis	D5/44
D769,458 S *	10/2016	Krisher	D25/118
2011/0185662 A1	8/2011	Mollinger et al.		
2013/0137810 A1 *	5/2013	Shin	C04B 26/06 524/437
2013/0165575 A1 *	6/2013	Jeong	C08K 3/08 524/441

* cited by examiner

Primary Examiner — Susan Bennett Hattan

Assistant Examiner — Leanne Was-Englehart

(74) *Attorney, Agent, or Firm* — Jerry Haynes Law

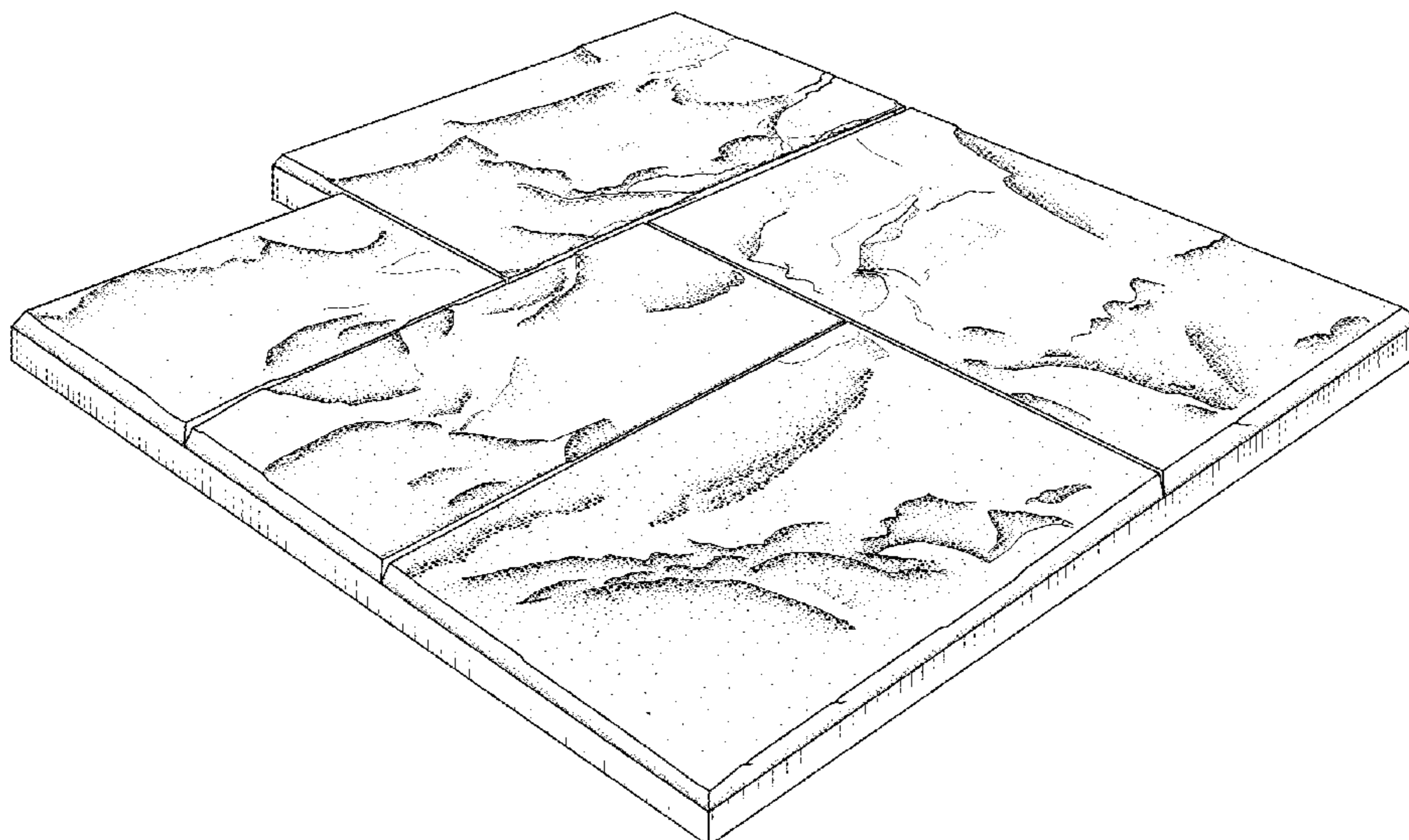
(57) **CLAIM**

The ornamental design for a paver, as shown and described.

DESCRIPTION

FIG. 1 is a top perspective view of a paver showing the new design;
FIG. 2 is a top view thereof;
FIG. 3 is a bottom view thereof;
FIG. 4 is a left side view thereof;
FIG. 5 is a right side view thereof;
FIG. 6 is a front view thereof; and,
FIG. 7 is a rear view thereof.

1 Claim, 4 Drawing Sheets



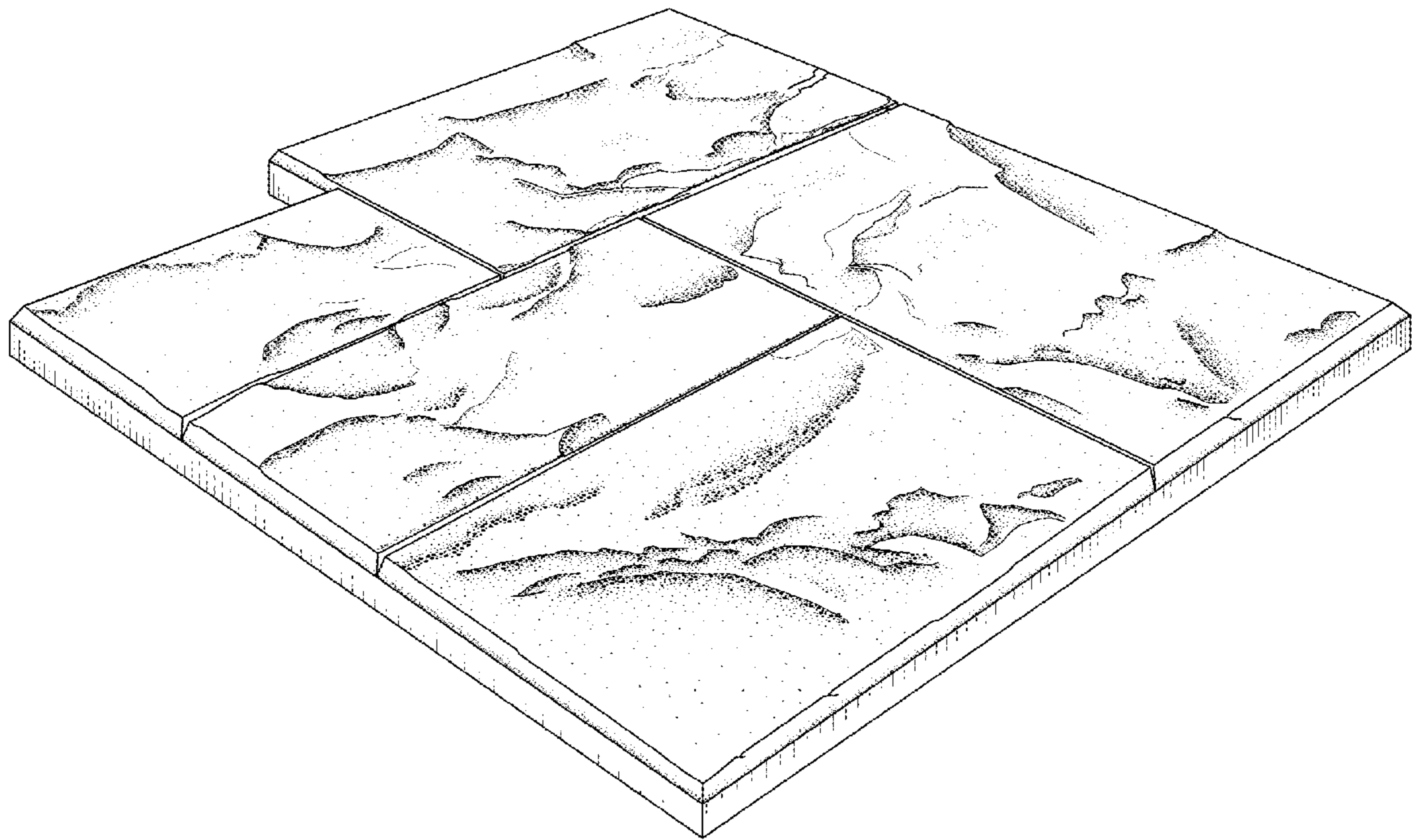


FIG. 1

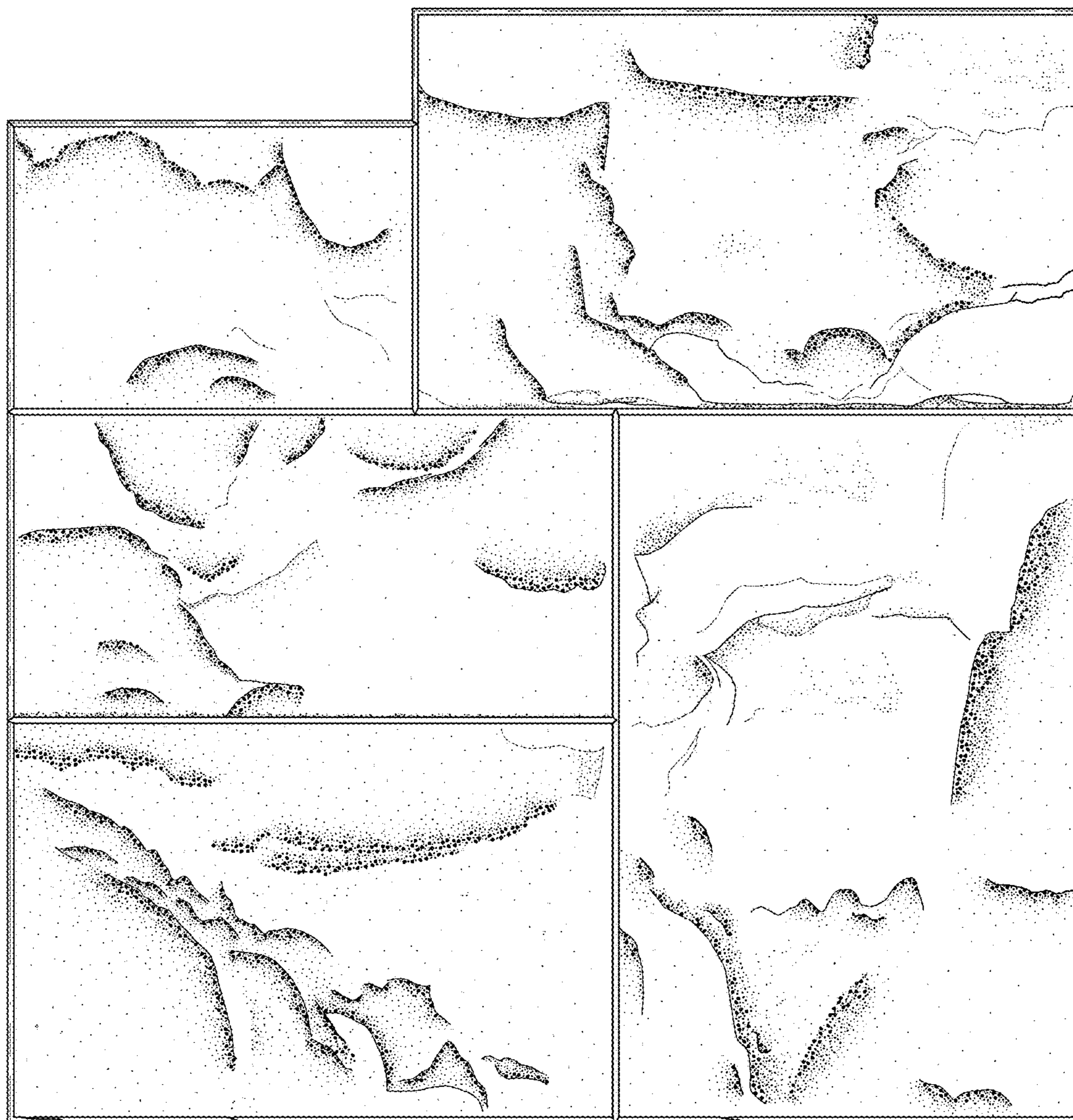


FIG. 2




FIG. 3




FIG. 4



FIG. 5




FIG. 6




FIG. 7