



US00D776257S

(12) **United States Design Patent** (10) **Patent No.:** **US D776,257 S**  
**Remer et al.** (45) **Date of Patent:** **\*\* Jan. 10, 2017**

(54) **PERSONAL RESPIRATORY PROTECTION DEVICE**  
(75) Inventors: **Dean M. Remer**, Woodbury, MN (US);  
**Yonas Gebrewold**, Roseville, MN (US)  
(73) Assignee: **3M Innovative Properties Company**,  
St. Paul, MN (US)

GB 2085788 A 5/1982  
GB 2103491 A 2/1983  
GB 2085788 3/2000  
WO 96/28216 9/1996  
WO 96/28217 9/1996  
WO 97/32493 9/1997  
WO 97/32494 9/1997

(\*\*) Term: **14 Years**

(21) Appl. No.: **29/233,051**

(22) Filed: **Jun. 27, 2005**

(51) **LOC (10) Cl.** ..... **29-02**

(52) **U.S. Cl.**  
USPC ..... **D24/110.1**

(58) **Field of Classification Search**  
USPC ..... D24/110, 110.1; 128/205.25, 205.28,  
128/205.29, 206.12, 206.14, 206.21,  
128/206.13

See application file for complete search history.

(56) **References Cited**

**U.S. PATENT DOCUMENTS**

2,362,382 A \* 11/1944 Lehmborg ..... 128/206.15  
5,012,805 A \* 5/1991 Muckerheide ..... 128/205.28  
D326,540 S \* 5/1992 Scholey ..... D24/110.1  
5,701,893 A \* 12/1997 Kern et al. .... 128/206.24  
5,934,275 A \* 8/1999 Gazzara ..... 128/205.27  
D443,927 S \* 6/2001 Chen ..... D24/110.1  
D448,472 S \* 9/2001 Chen ..... D24/110.1  
6,394,090 B1 \* 5/2002 Chen et al. .... 128/206.12  
D636,128 S \* 4/2011 Hancock et al. .... D29/108  
D646,380 S \* 10/2011 Gebrewold et al. .... D24/110.1  
8,118,026 B2 \* 2/2012 Gebrewold et al. .... 128/206.17

**FOREIGN PATENT DOCUMENTS**

GB 388638 3/1933  
GB 871661 6/1961

**OTHER PUBLICATIONS**

U.S. Appl. No. 29/233,063 to Gebrewold et al., filed Jun. 27, 2005,  
entitled *Grey Respiratory Mask Having Black Lines of Demarcation*.

Product Literature: *Racal® N95 Respirator & Delta® N95 Respirator*, Racal Health & Safety, Inc. (1995).

\* cited by examiner

*Primary Examiner* — Brandon M Rosati  
*Assistant Examiner* — Lilyana Bekic

(57) **CLAIM**

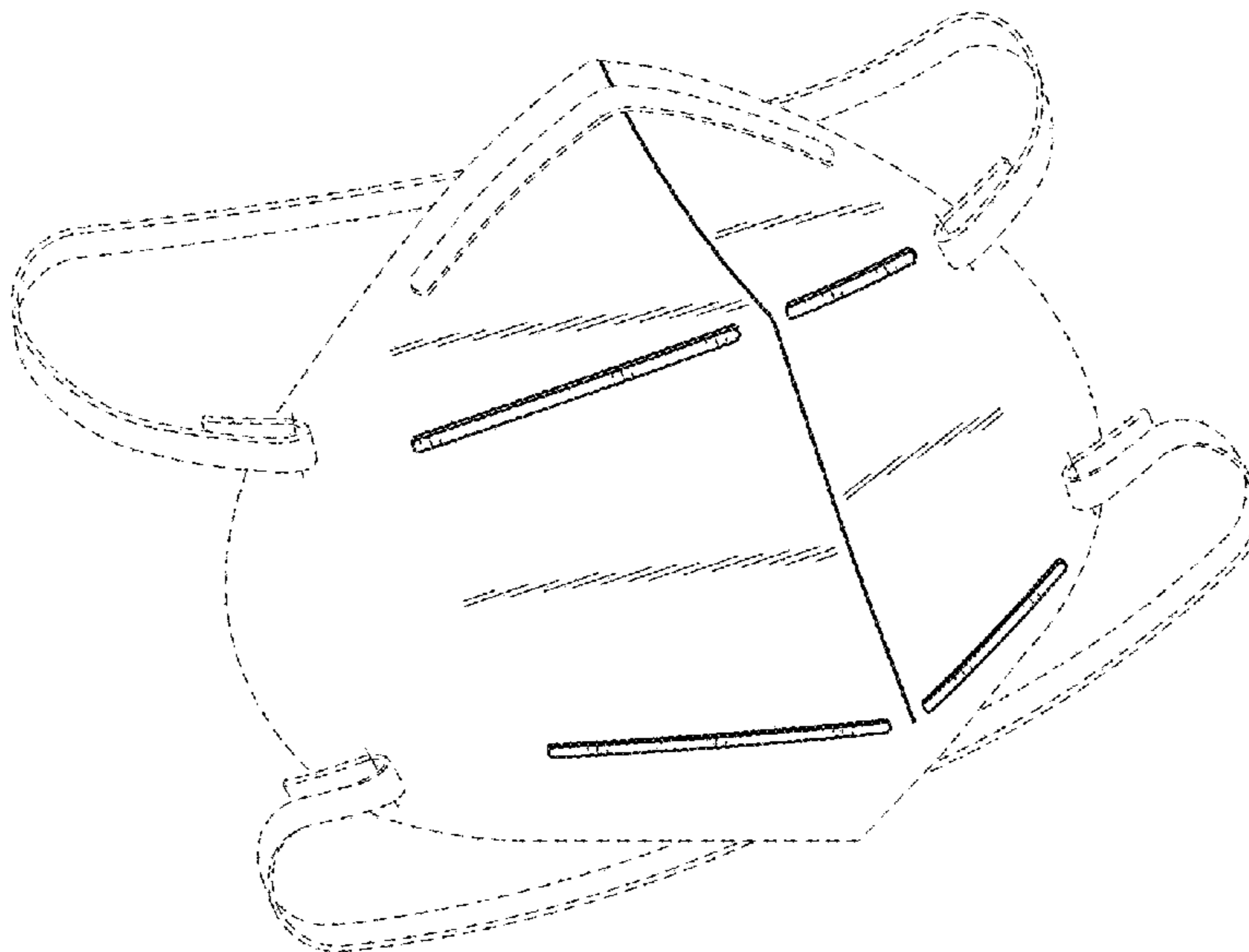
The ornamental design for a personal respiratory protection device, as shown and described.

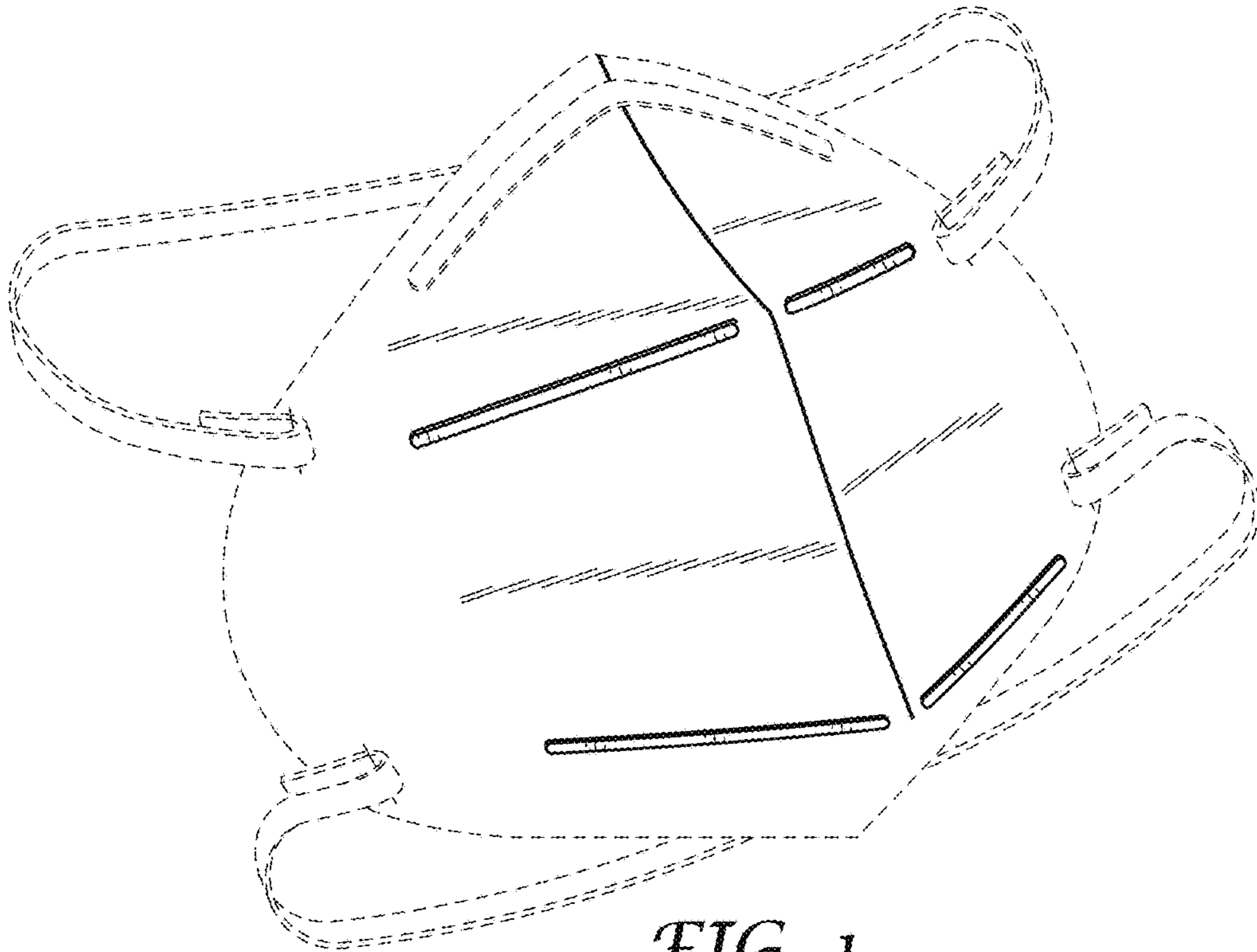
**DESCRIPTION**

FIG. 1 is a perspective view, showing the new design for a personal respiratory protection device;  
FIG. 2 is a front view thereof;  
FIG. 3 is a left side view thereof, the right side being a mirror image of the left side view;  
FIG. 4 is a rear view thereof;  
FIG. 5 is a top view thereof; and,  
FIG. 6 is a bottom view thereof.

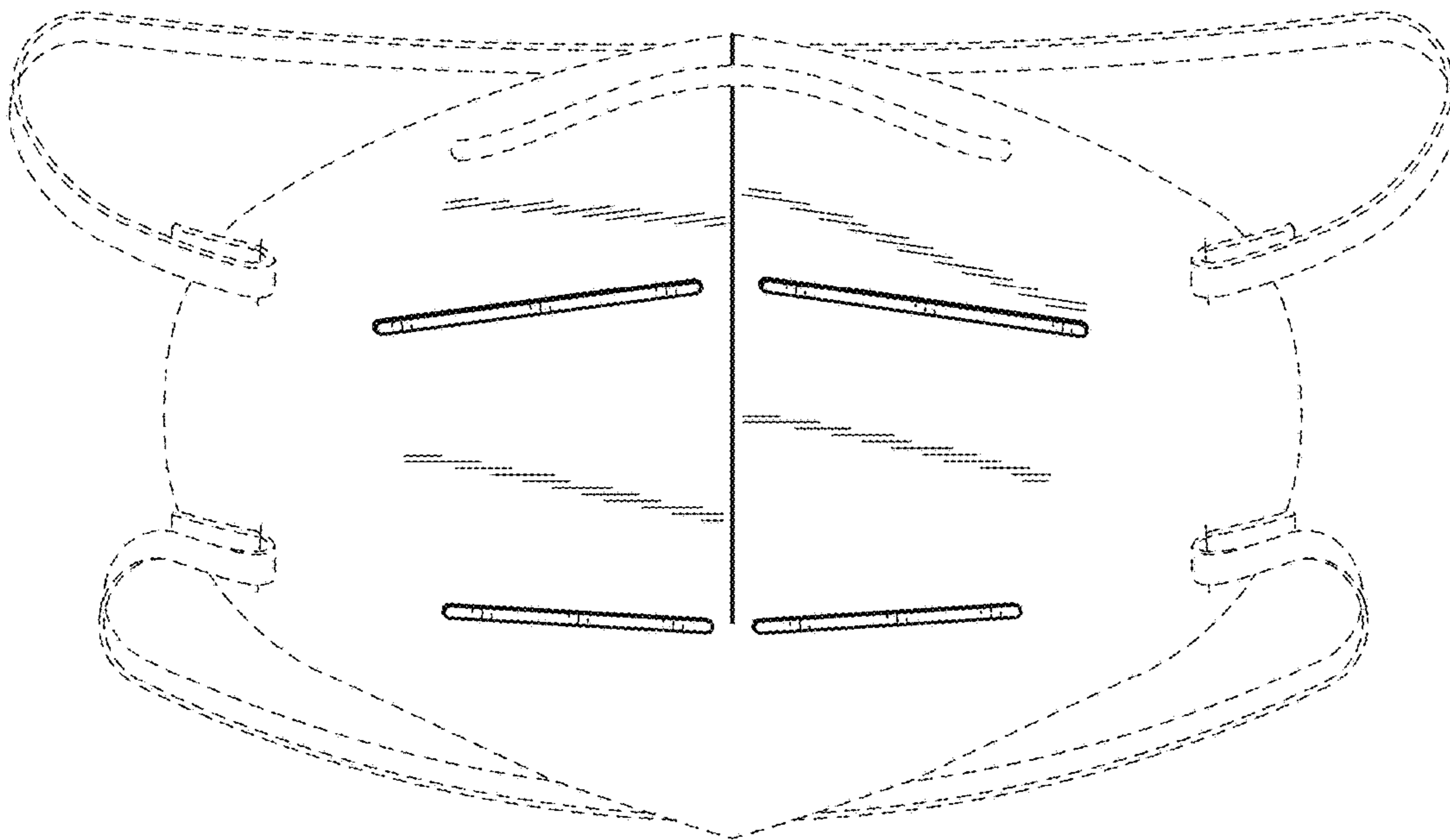
The broken line showing forms no part of the claimed design, and any shading is provided to illustrate contour only and is not an indication of texture, gloss, etc.

**1 Claim, 3 Drawing Sheets**





*FIG. 1*



*FIG. 2*

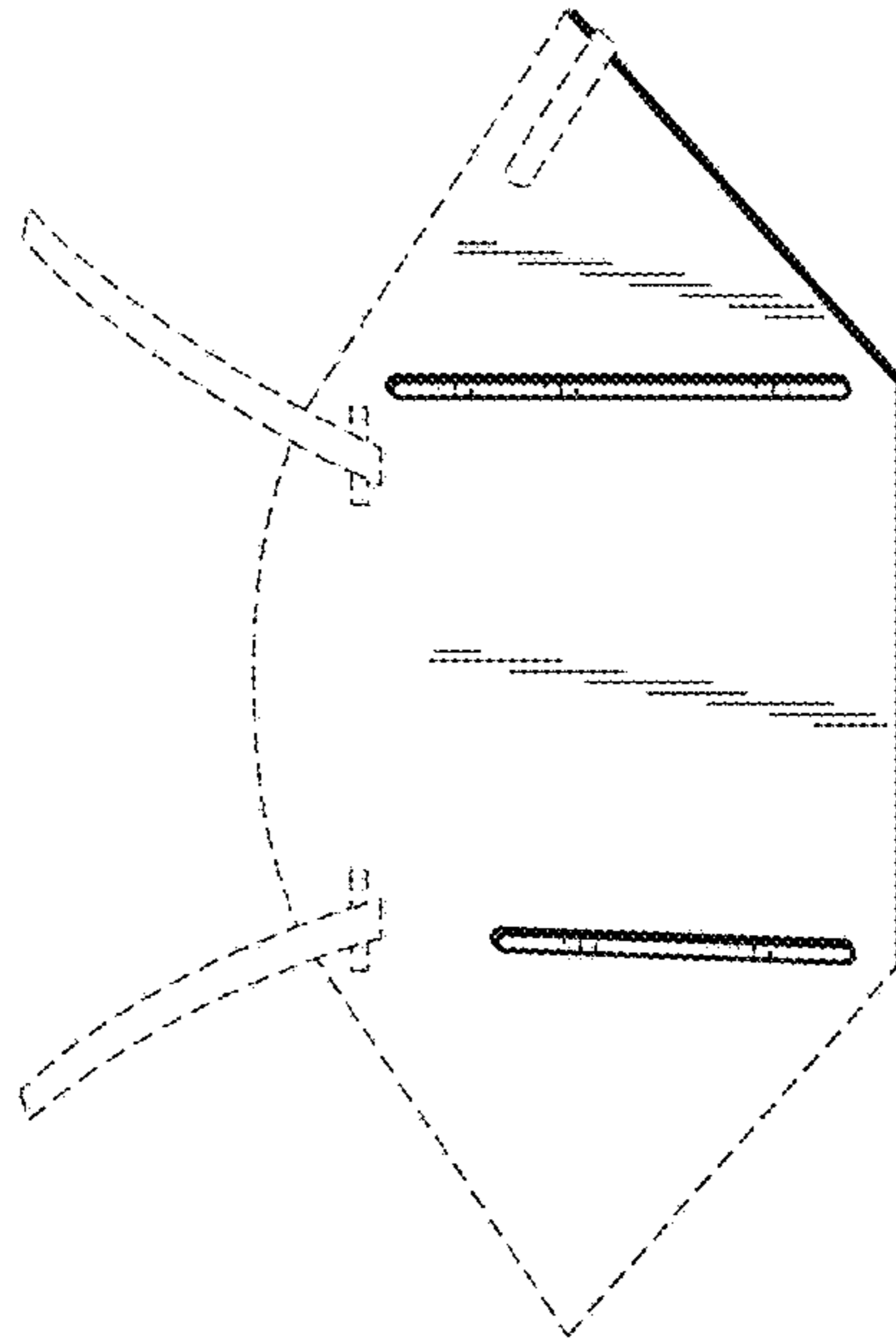


FIG. 3

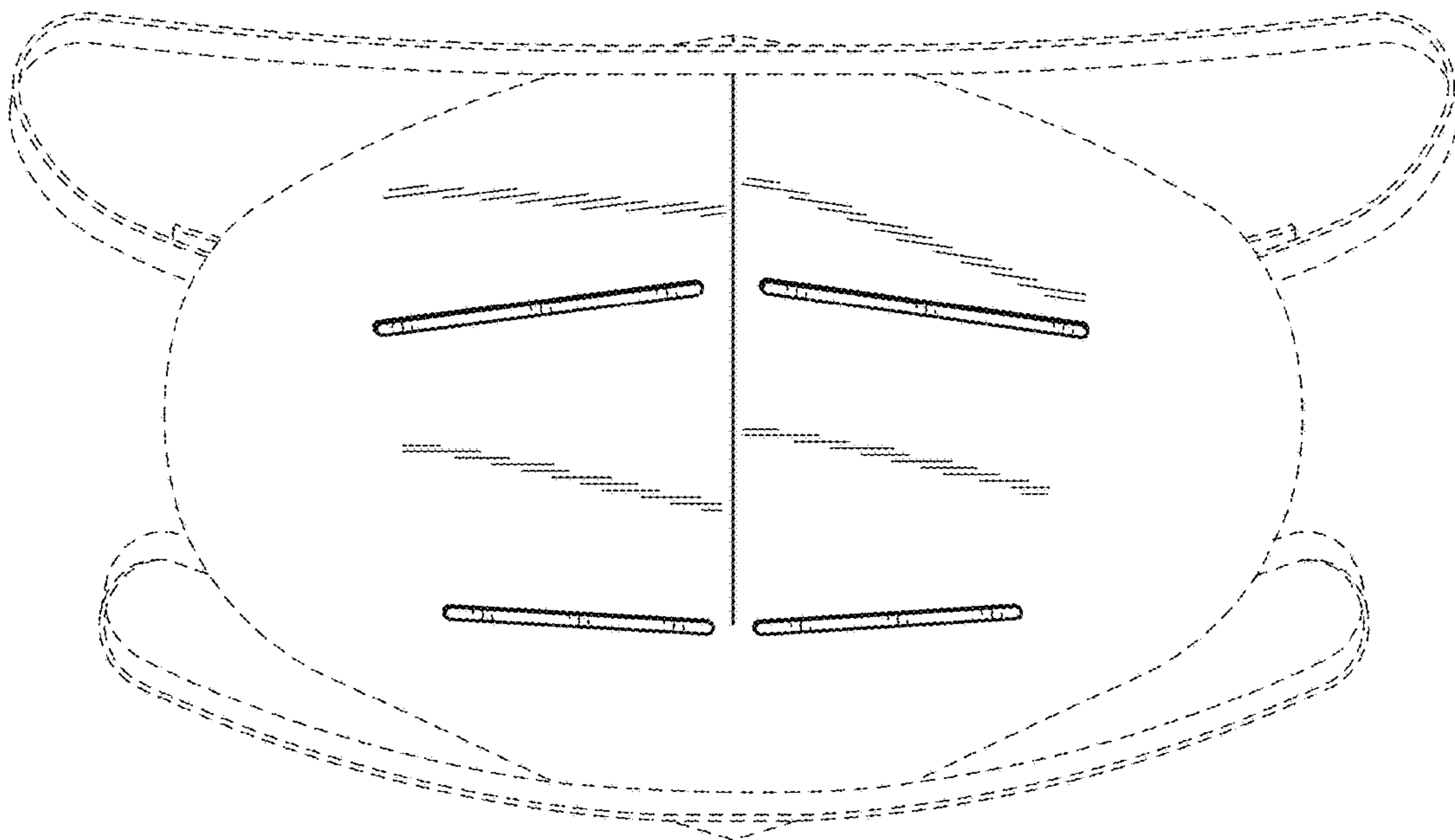
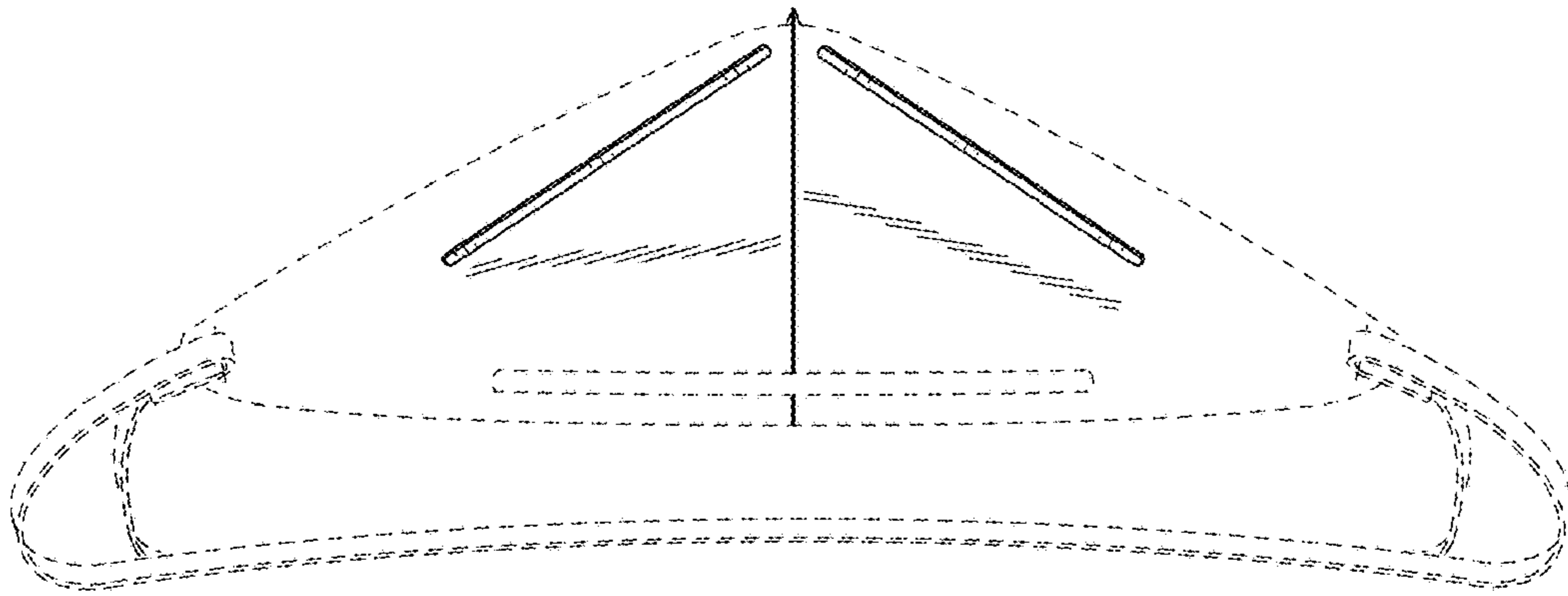
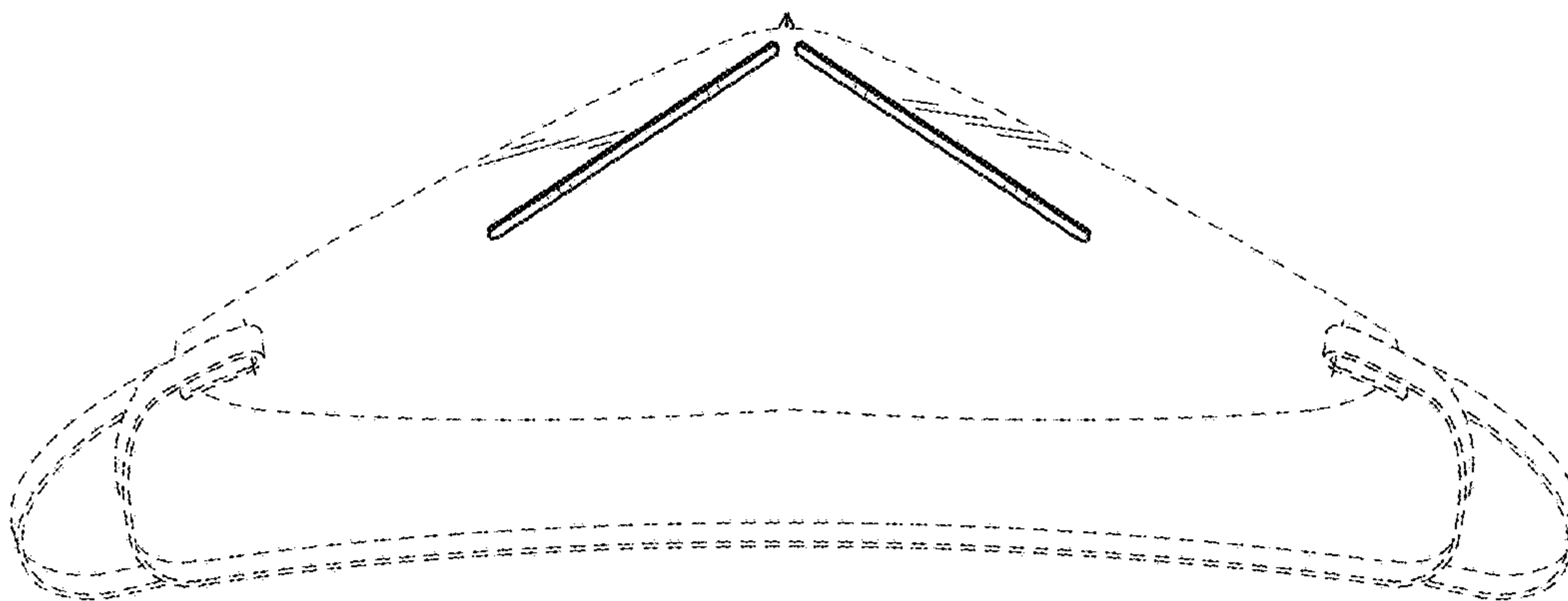


FIG. 4



*FIG. 5*



*FIG. 6*