



US00D776251S

(12) **United States Design Patent**  
**Pickett**

(10) **Patent No.:** **US D776,251 S**  
(45) **Date of Patent:** **\*\* Jan. 10, 2017**

- (54) **CEILING FAN BLADE**
- (71) Applicant: **YOUNGO LIMITED**, Hong Kong (CN)
- (72) Inventor: **Mark Pickett**, Altadena, CA (US)
- (73) Assignee: **YOUNGO LIMITED**, Central (HK)
- (\*\*) Term: **15 Years**
- (21) Appl. No.: **29/537,363**
- (22) Filed: **Aug. 25, 2015**
- (51) **LOC (10) Cl.** ..... **23-04**
- (52) **U.S. Cl.**  
USPC ..... **D23/413**
- (58) **Field of Classification Search**  
USPC ..... D23/370-387, 411-414, 365, 355, 342, D23/332, 328, 337, 335, 314, 393; 415/60, 66, 68, 208.1, 213.1, 214.1, 415/209.3; 310/257; 361/695; 126/299 D, 126/299 R; D26/59, 89; D12/214  
CPC ..... F01D 9/042; F04D 25/08; F04D 29/70; F04D 29/34; F04D 19/00; F04D 29/38; F24F 7/007; F24F 13/082; F24F 7/065; F24F 13/078  
See application file for complete search history.

- D706,411 S \* 6/2014 Wang ..... D23/413
- D721,800 S \* 1/2015 Busta ..... D23/413
- D744,083 S \* 11/2015 Wang ..... D23/413
- D744,084 S \* 11/2015 Wang ..... D23/413
- D755,948 S \* 5/2016 Ertze ..... D23/413

\* cited by examiner

*Primary Examiner* — Susan Bennett Hattan  
*Assistant Examiner* — Janice Hallmark  
(74) *Attorney, Agent, or Firm* — Muncy, Geissler, Olds & Lowe PC

- (56) **References Cited**  
U.S. PATENT DOCUMENTS  
7,413,410 B2 \* 8/2008 Shahin ..... F04D 29/384  
416/238  
D679,794 S \* 4/2013 Allen ..... D23/377


(57) **CLAIM**

The ornamental design for a ceiling fan blade, as shown and described.

**DESCRIPTION**

FIG. 1 is a perspective view of the present design; FIG. 2 is a front view of the present design; FIG. 3 is a rear view of the present design; FIG. 4 is a left side view of the present design; FIG. 5 is a right side view of the present design; FIG. 6 is a top view of the present design; FIG. 7 is a bottom view of the present design; and, FIG. 8 is another perspective view of the present design. The broken lines showing structural features of the ceiling fan blade are for illustrative purposes only and form no part of the claimed design.

**1 Claim, 5 Drawing Sheets**



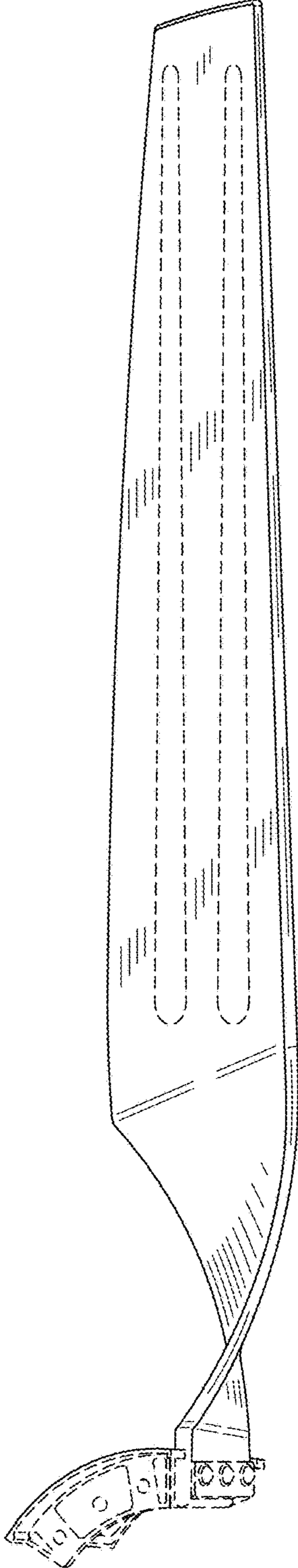


FIG. 1

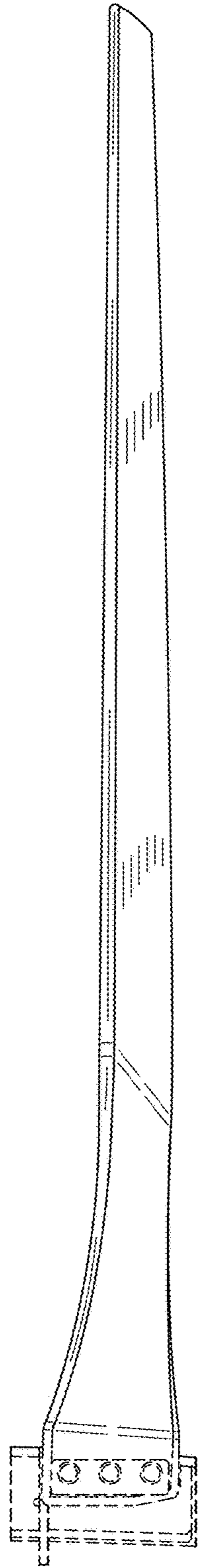


FIG. 2

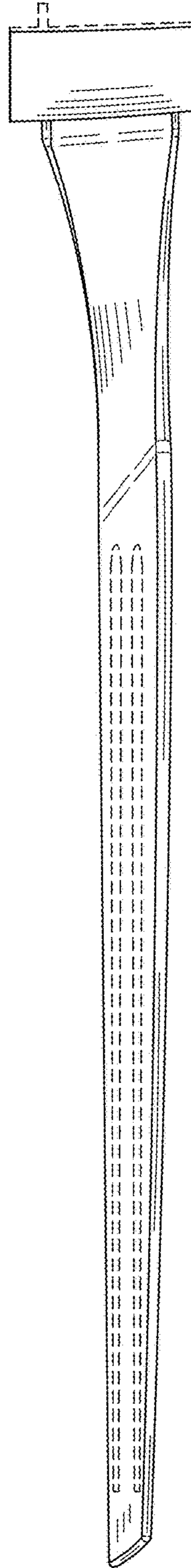


FIG. 3

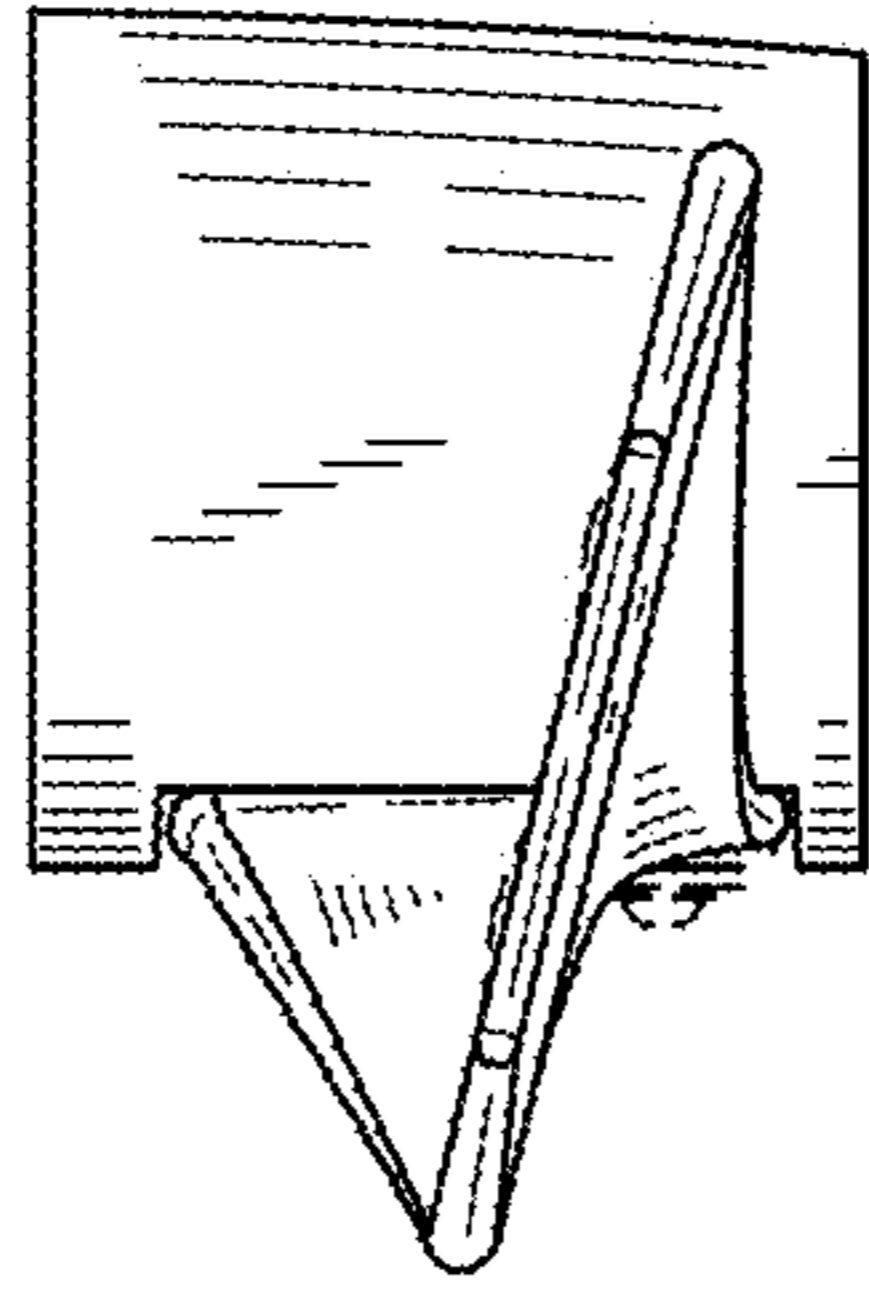


FIG. 5

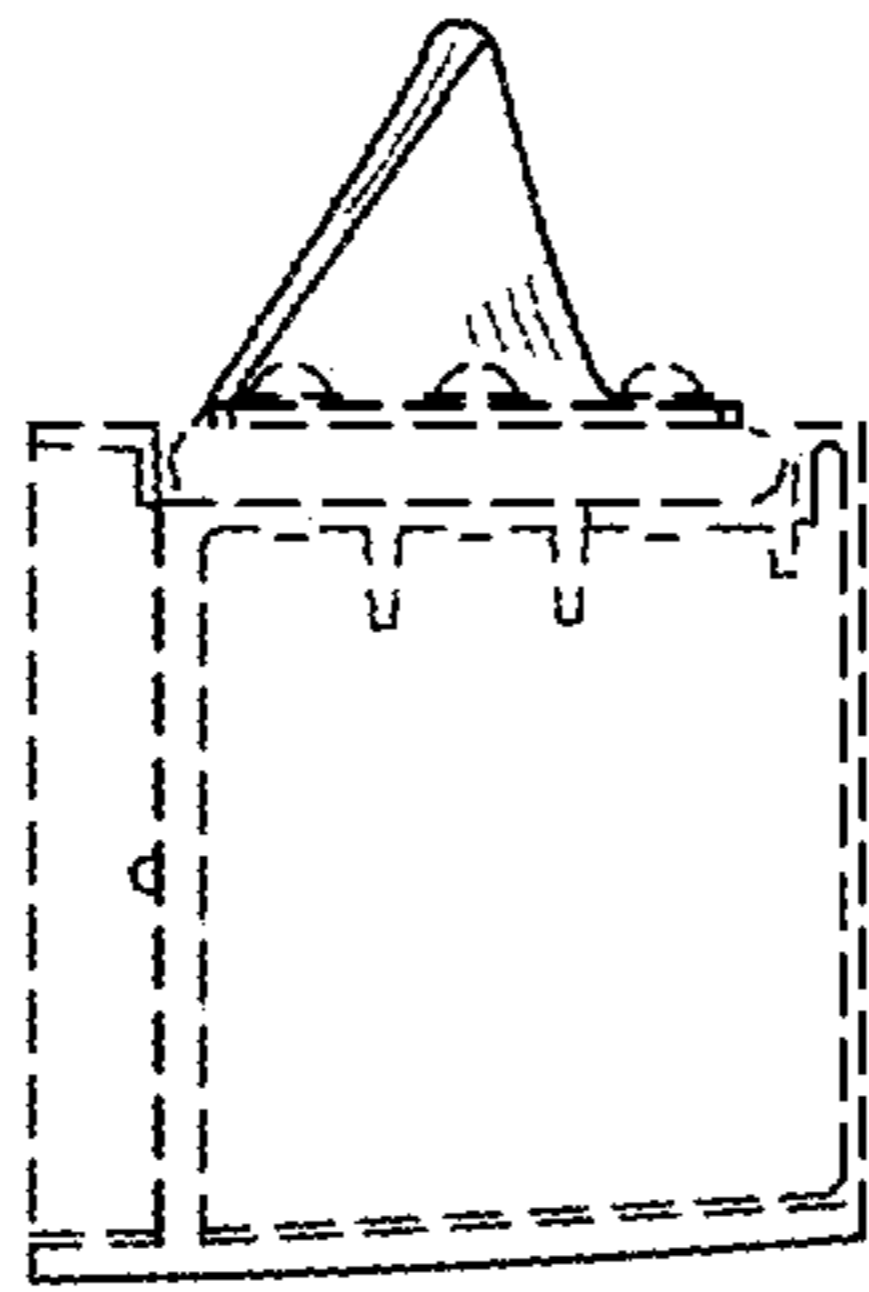


FIG. 4

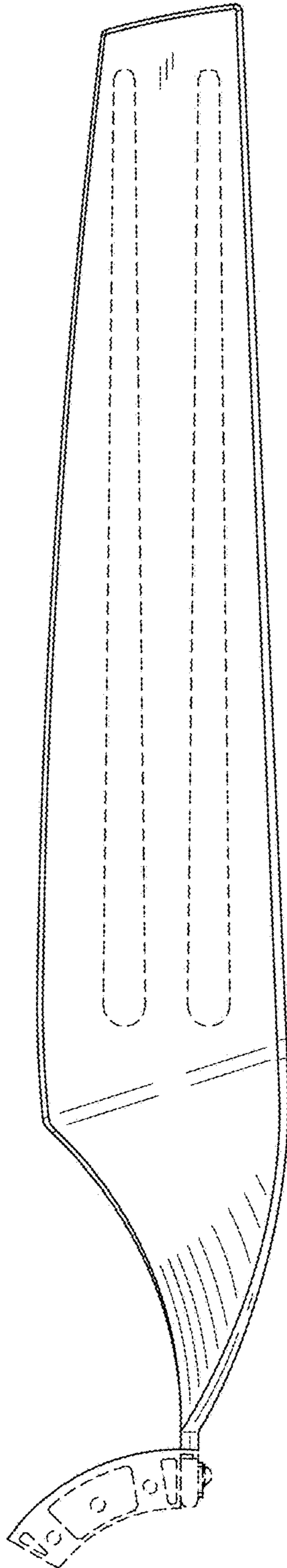


FIG. 6

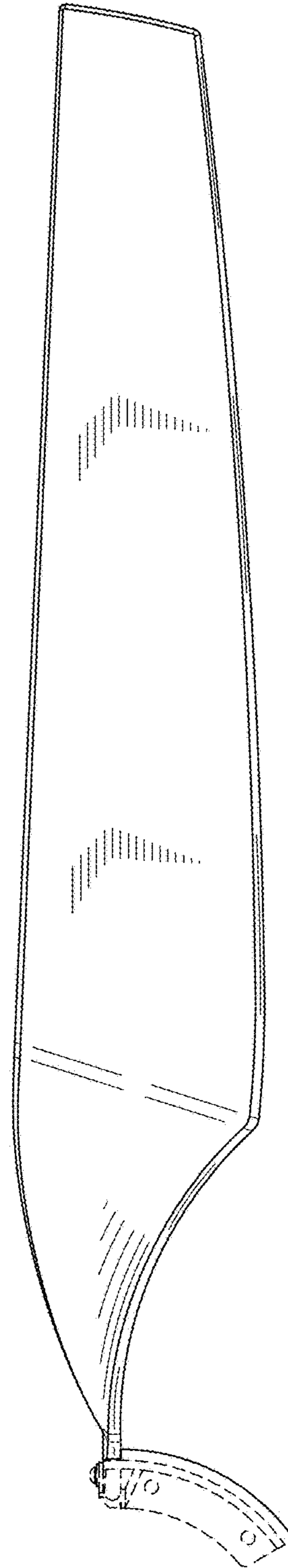


FIG. 7

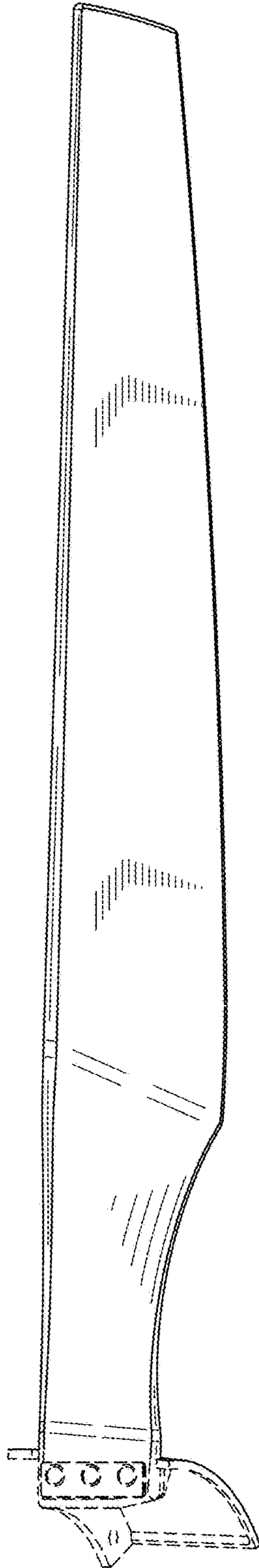


FIG. 8