



US00D776249S

(12) **United States Design Patent** (10) **Patent No.:** **US D776,249 S**  
**Carroll** (45) **Date of Patent:** **\*\* Jan. 10, 2017**

(54) **FLOOR REGISTER GRILLE**  
(71) Applicant: **DECOR GRATES INCORPORATED**, Ajax (CA)  
(72) Inventor: **Owen Carroll**, Port Perry (CA)  
(73) Assignee: **DECOR GRATES INCORPORATED**, Ajax (CA)

D517,191 S \* 3/2006 Berger ..... D23/388  
D519,626 S \* 4/2006 Oosterhuis ..... D23/388  
D522,125 S 5/2006 Oosterhuis  
D561,327 S 2/2008 DeJonge et al.  
D607,989 S 1/2010 Llana Garcia  
D608,438 S \* 1/2010 Mair ..... D23/388  
D609,327 S 2/2010 Mair  
D687,524 S 8/2013 Heiser

(Continued)

(\*\*) Term: **15 Years**  
(21) Appl. No.: **29/568,463**  
(22) Filed: **Jun. 17, 2016**

**Related U.S. Application Data**

(62) Division of application No. 29/502,666, filed on Sep. 18, 2014, now Pat. No. Des. 763,431.

(30) **Foreign Application Priority Data**

Jun. 11, 2014 (CA) ..... 157036

(51) **LOC (10) Cl.** ..... **23-04**  
(52) **U.S. Cl.**  
USPC ..... **D23/388**

(58) **Field of Classification Search**  
USPC ..... D23/385-393, 381, 382, 370, 371, 354,  
D23/358, 261; 454/309, 275-277, 284,  
454/287-291  
CPC ..... F24F 13/082; F24F 13/06; F24F 13/08  
See application file for complete search history.

(56) **References Cited**

**U.S. PATENT DOCUMENTS**

D267,268 S 12/1982 Johnson  
D361,378 S \* 8/1995 Mitchell ..... D23/388  
5,472,380 A \* 12/1995 Sarazen, Jr. .... F24F 13/12  
454/290  
D376,006 S 11/1996 Smolarski  
D416,997 S \* 11/1999 Prouty ..... D23/397  
6,443,656 B1 \* 9/2002 Gunter ..... E01C 19/506  
403/308

**OTHER PUBLICATIONS**

Decor Grates, Classic Collection—Oriental Design, Aug. 19, 2014, <<http://www.decorgrates.com/index.php/component/content/article/2-collections-articles/317-ajh212-nickel>>.

*Primary Examiner* — David Muller

*Assistant Examiner* — Nathan Johnston

(74) *Attorney, Agent, or Firm* — Greer, Burns & Crain, Ltd.

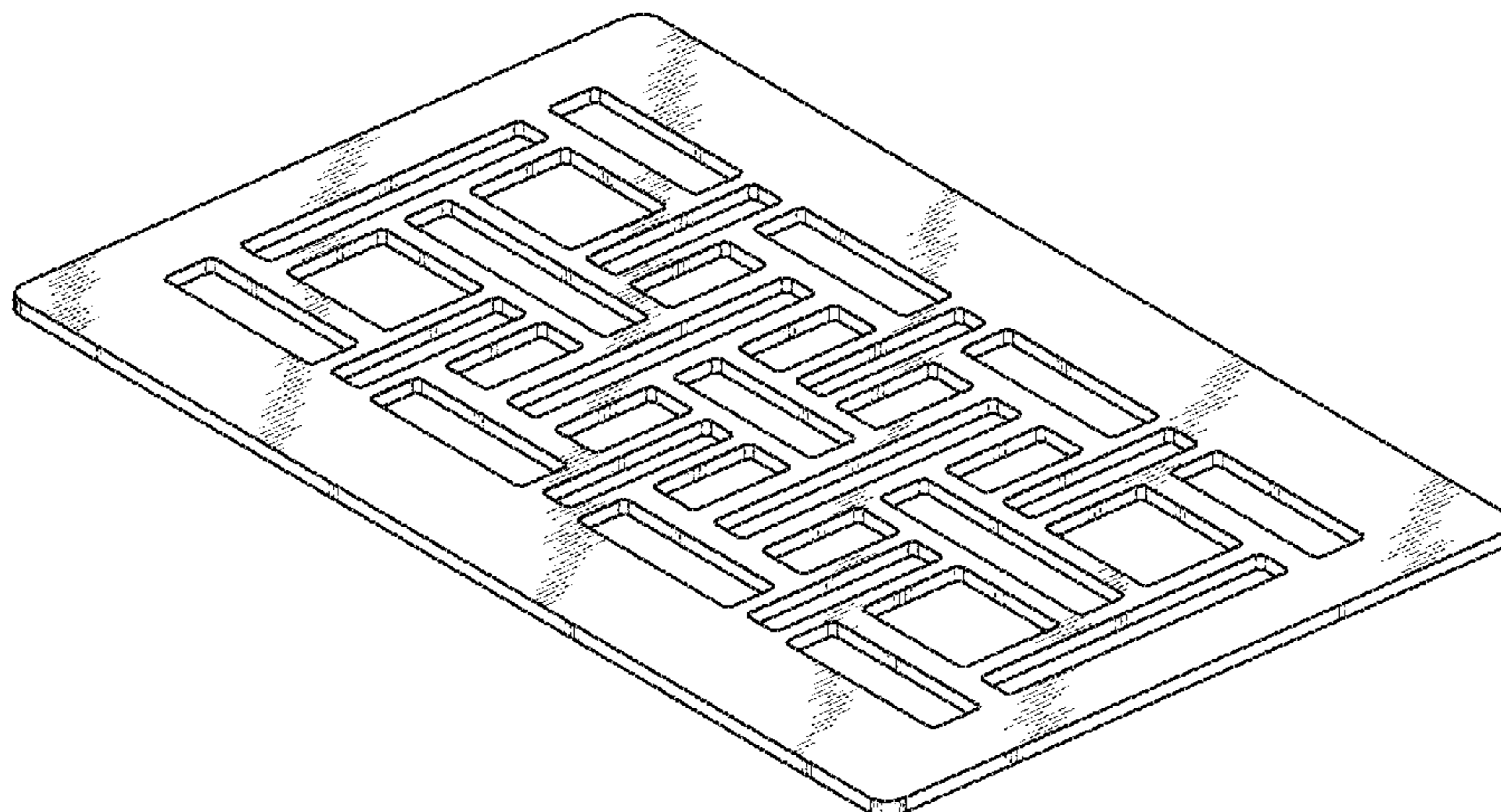
(57) **CLAIM**

The ornamental design for a floor register grille, as shown and described.

**DESCRIPTION**

FIG. 1 is a top perspective view of the floor register grille showing my new design;  
FIG. 2 is a top plan view thereof;  
FIG. 3 is a front elevation view thereof, the rear elevation view being identical;  
FIG. 4 is a side elevation view thereof, both sides being identical;  
FIG. 5 is a top perspective view of a second embodiment of the floor register grille;  
FIG. 6 is a top plan view thereof;  
FIG. 7 is a front elevation view thereof, the rear elevation view being identical; and,  
FIG. 8 is a side elevation view thereof, both sides being identical.

**1 Claim, 4 Drawing Sheets**



(56)

**References Cited**

U.S. PATENT DOCUMENTS

D720,437	S	12/2014	Togawa et al.	
D736,354	S	8/2015	Lucas	
D738,484	S *	9/2015	Carroll .....	D23/388
D738,486	S	9/2015	Carroll	
D739,002	S	9/2015	Carroll	
D739,004	S *	9/2015	Carroll .....	D23/388
D762,297	S *	7/2016	Carroll .....	D23/388
D763,431	S *	8/2016	Carroll .....	D23/388
D763,432	S *	8/2016	Carroll .....	D23/388
2005/0230295	A1	10/2005	Monneret	
2008/0308476	A1	12/2008	Silverstein et al.	
2010/0233953	A1 *	9/2010	Mavroudis .....	F24F 13/084 454/276

\* cited by examiner

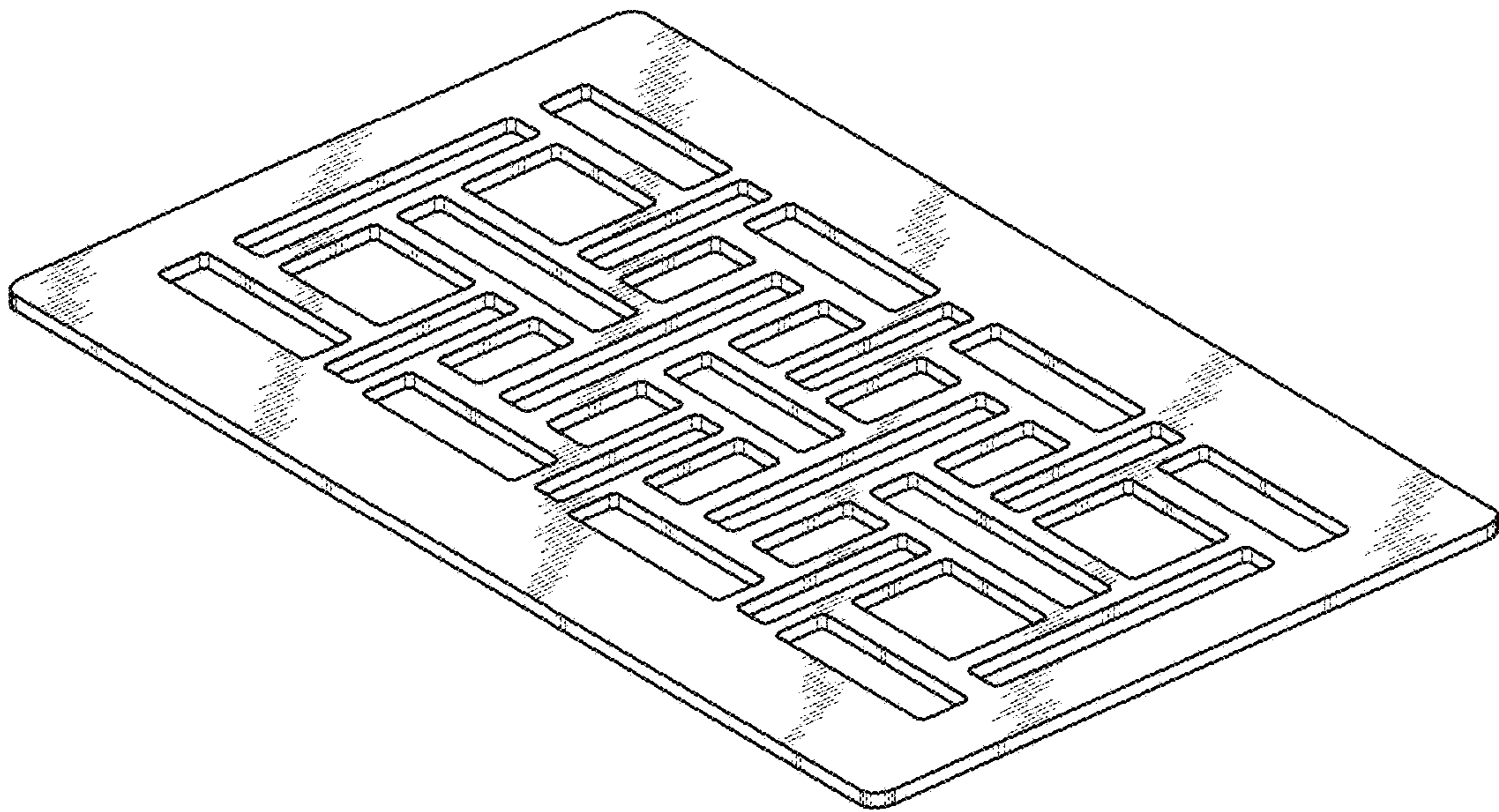


FIG. 1

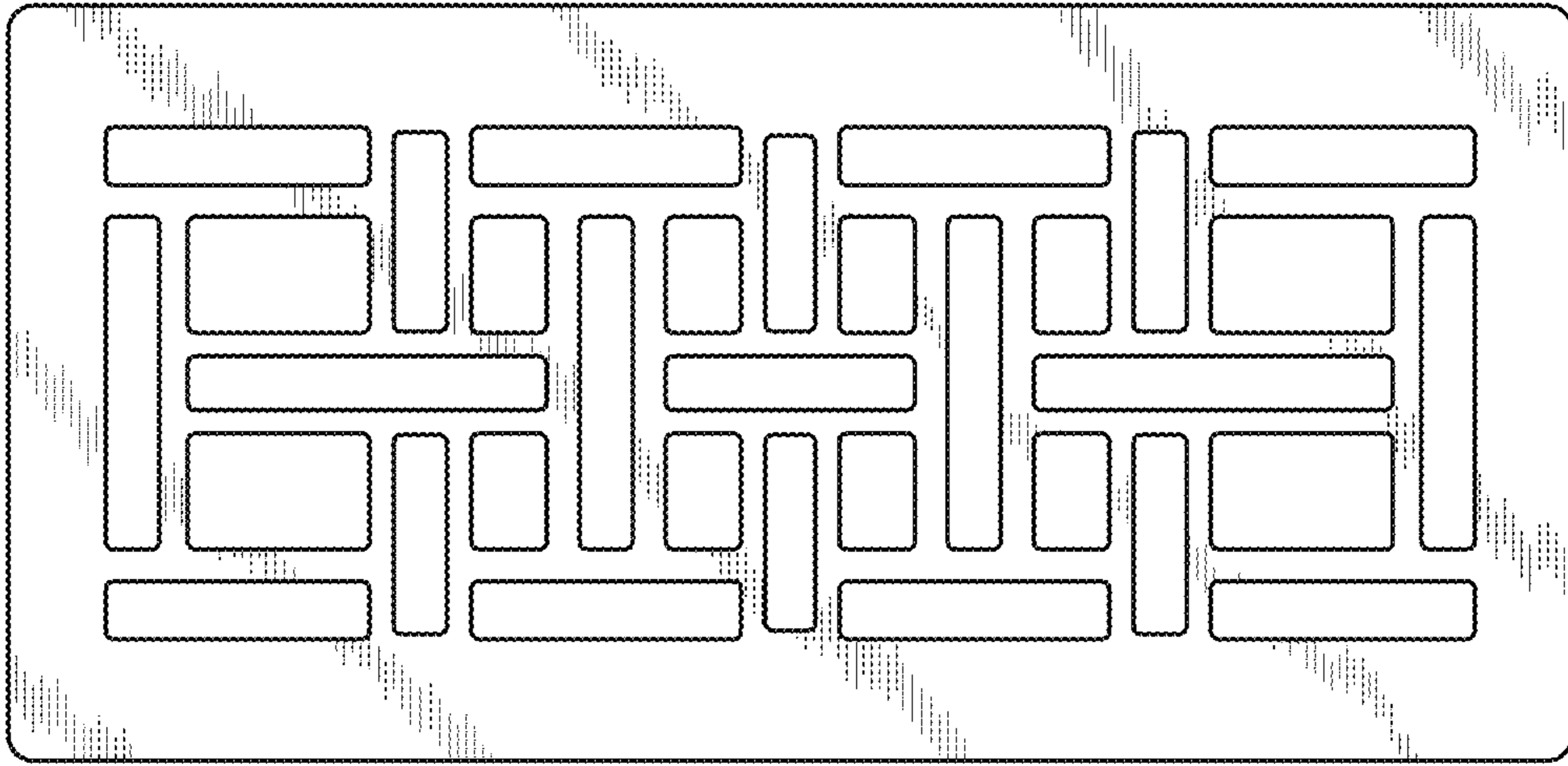


FIG. 2




FIG. 3



FIG. 4



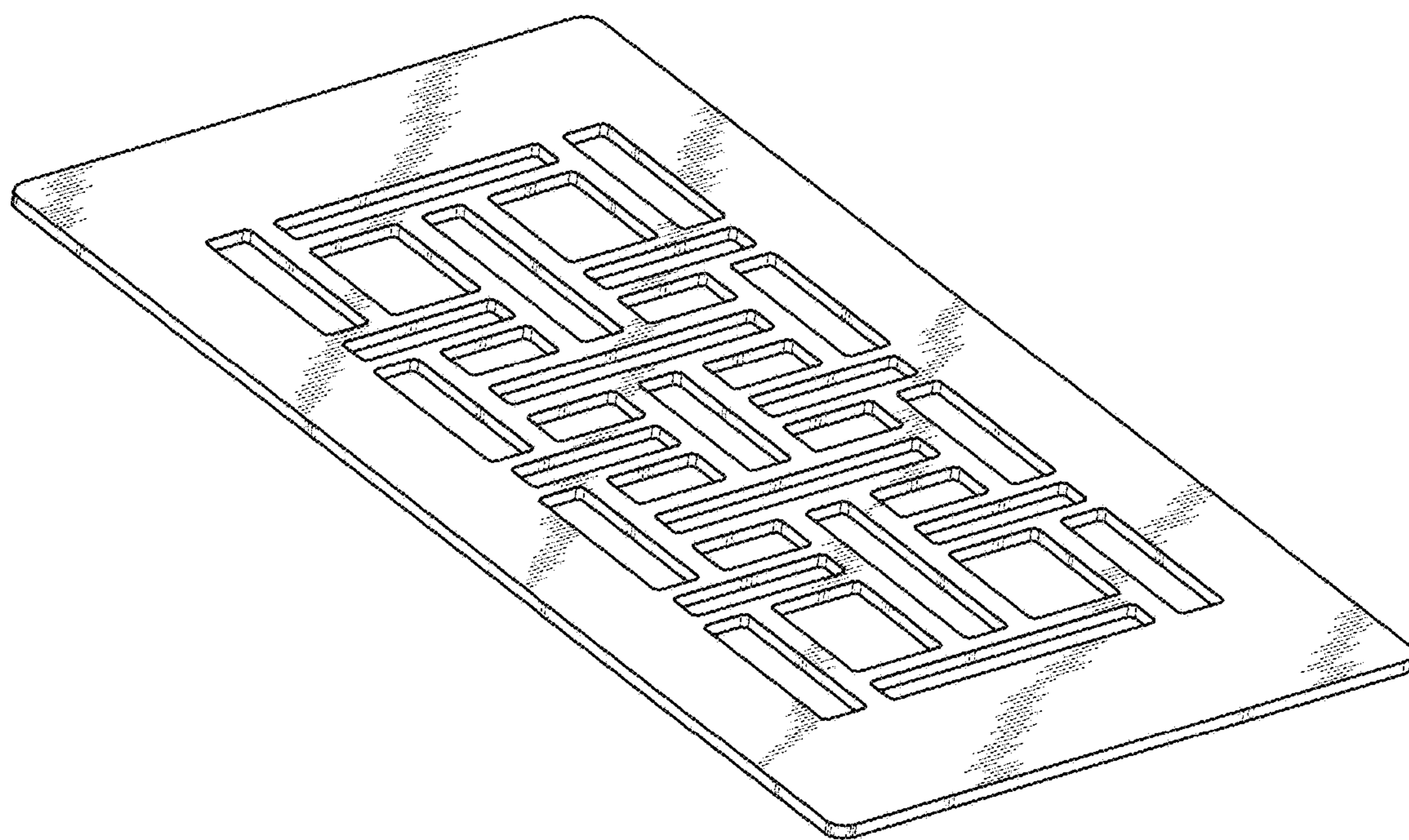


FIG. 5

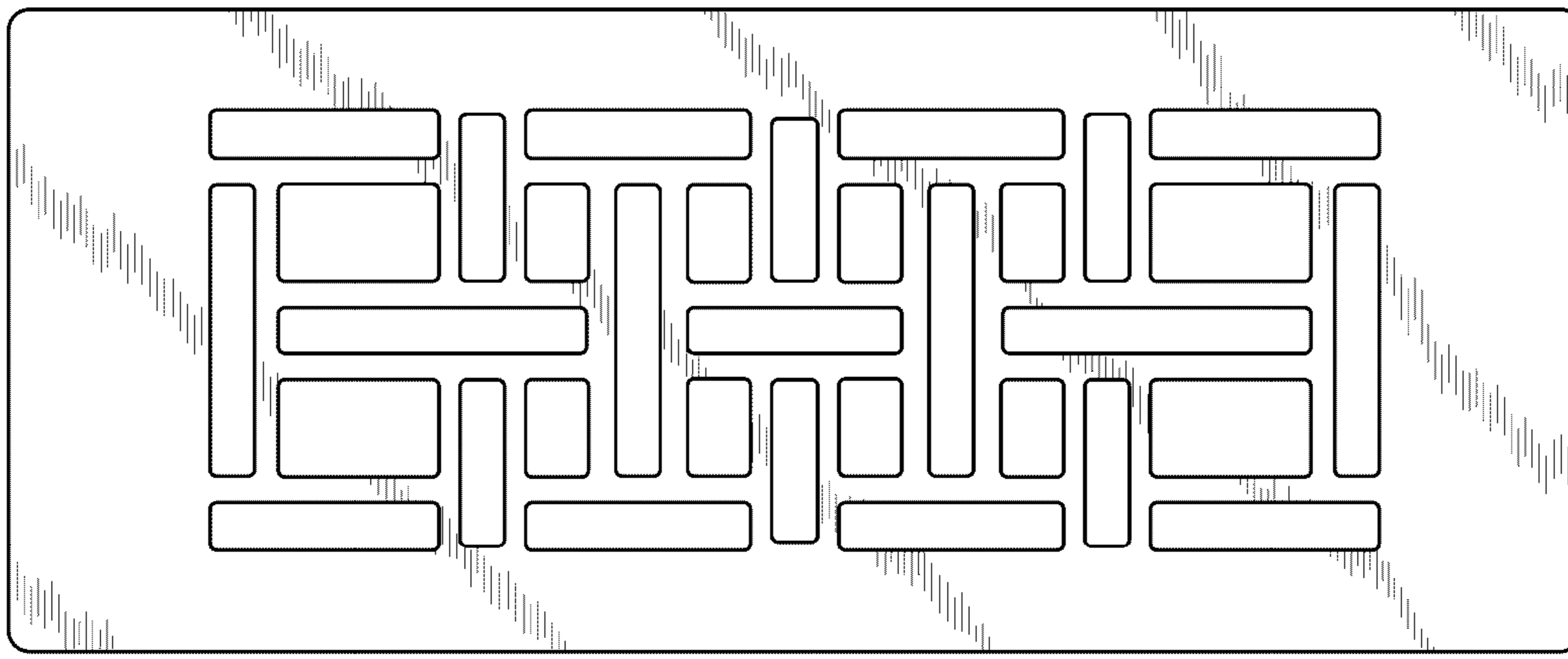


FIG. 6



FIG. 7



FIG. 8