



US00D776222S

(12) **United States Design Patent** (10) **Patent No.:** **US D776,222 S**
Underwood (45) **Date of Patent:** **** Jan. 10, 2017**

(54) **POCKET CONFIGURATION OF A FIREARM RECEIVER**

(71) Applicant: **AXTS Weapons Systems**, Salem, OR (US)

(72) Inventor: **Joshua A. Underwood**, Salem, OR (US)

(73) Assignee: **AXTS INC.**, Salem, OR (US)

(**) Term: **14 Years**

(21) Appl. No.: **29/517,563**

(22) Filed: **Feb. 13, 2015**

Related U.S. Application Data

(62) Division of application No. 13/705,969, filed on Dec. 5, 2012, now Pat. No. 8,984,786, which is a division of application No. 12/879,986, filed on Sep. 10, 2010, now Pat. No. 8,327,749.

(51) **LOC (10) Cl.** **22-01**

(52) **U.S. Cl.**
USPC **D22/108**

(58) **Field of Classification Search**
USPC D22/103, 108; D21/572-575
CPC F41C 23/00; F41C 27/00; F41C 27/06;
F41C 23/10; F41C 23/14; F41C 23/16; F41C 23/18; F41A 5/18; F41A 5/24; F41A 21/28

See application file for complete search history.

(56) **References Cited**

U.S. PATENT DOCUMENTS

4,128,042 A 12/1978 Atchisson
6,557,288 B2 5/2003 Szabo
D600,771 S * 9/2009 Fitzpatrick D22/108
7,661,219 B1 2/2010 Knight et al.
8,015,742 B2 9/2011 Zedrosser

D713,485 S * 9/2014 Firpo, I D22/108
D726,862 S * 4/2015 Crume, Sr. D22/108
D726,863 S * 4/2015 Crume, Sr. D22/108
D727,454 S * 4/2015 Robinson D22/108
D729,893 S * 5/2015 Foster D22/103
D746,936 S * 1/2016 Huang D22/108
D755,338 S * 5/2016 Slank D22/108
2011/0056107 A1 3/2011 Underwood
2014/0237878 A1* 8/2014 Lambert F41A 3/66
42/75.01
2014/0331535 A1* 11/2014 Robinson F41A 3/66
42/6
2015/0000171 A1* 1/2015 Roberts F41A 3/66
42/75.03
2015/0101230 A1* 4/2015 Curtis F41A 3/66
42/75.01

(Continued)

OTHER PUBLICATIONS

RA-4B 5.56 / .223 Caliber; Mar. 12, 2010; <http://rhinoarms.com>.

Primary Examiner — Michael A Pratt

(74) *Attorney, Agent, or Firm* — Schwabe Williamson & Wyatt

(57) **CLAIM**

The ornamental design for a pocket configuration for a firearm receiver, as shown and described.

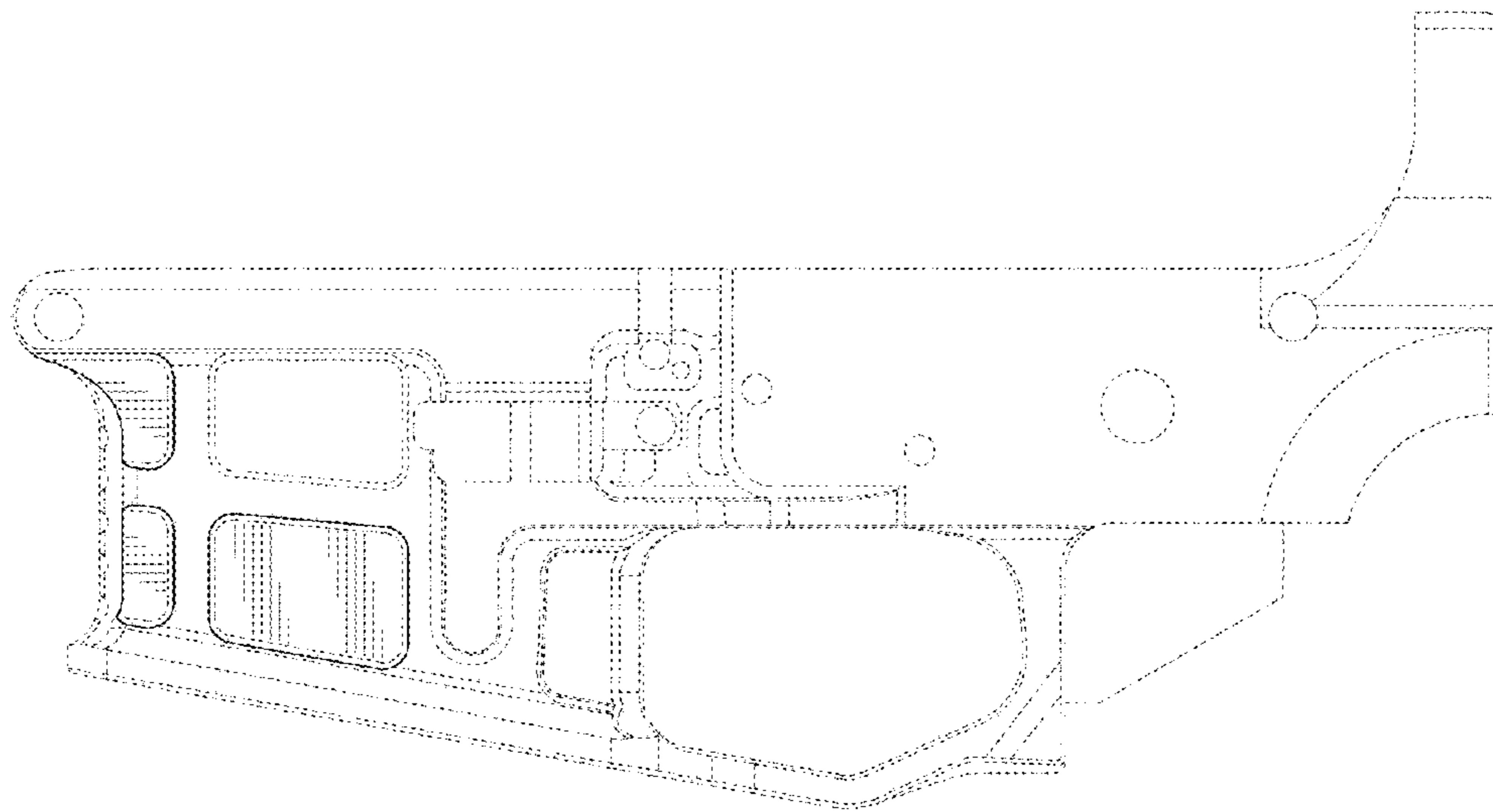
DESCRIPTION

FIG. 1 is a side view of a firearm receiver illustrating an ornamental pocket configuration comprising a combination of substantially rectangular-shaped and partially formed pockets; and,

FIG. 2 is a perspective view of the firearm receiver including the pocket configuration.

The broken lines are included for the purpose of illustrating portions of the article and form no part of the claimed design.

1 Claim, 2 Drawing Sheets



(56)

References Cited

U.S. PATENT DOCUMENTS

2015/0153125 A1* 6/2015 Lutton F41A 17/46
42/69.01

* cited by examiner

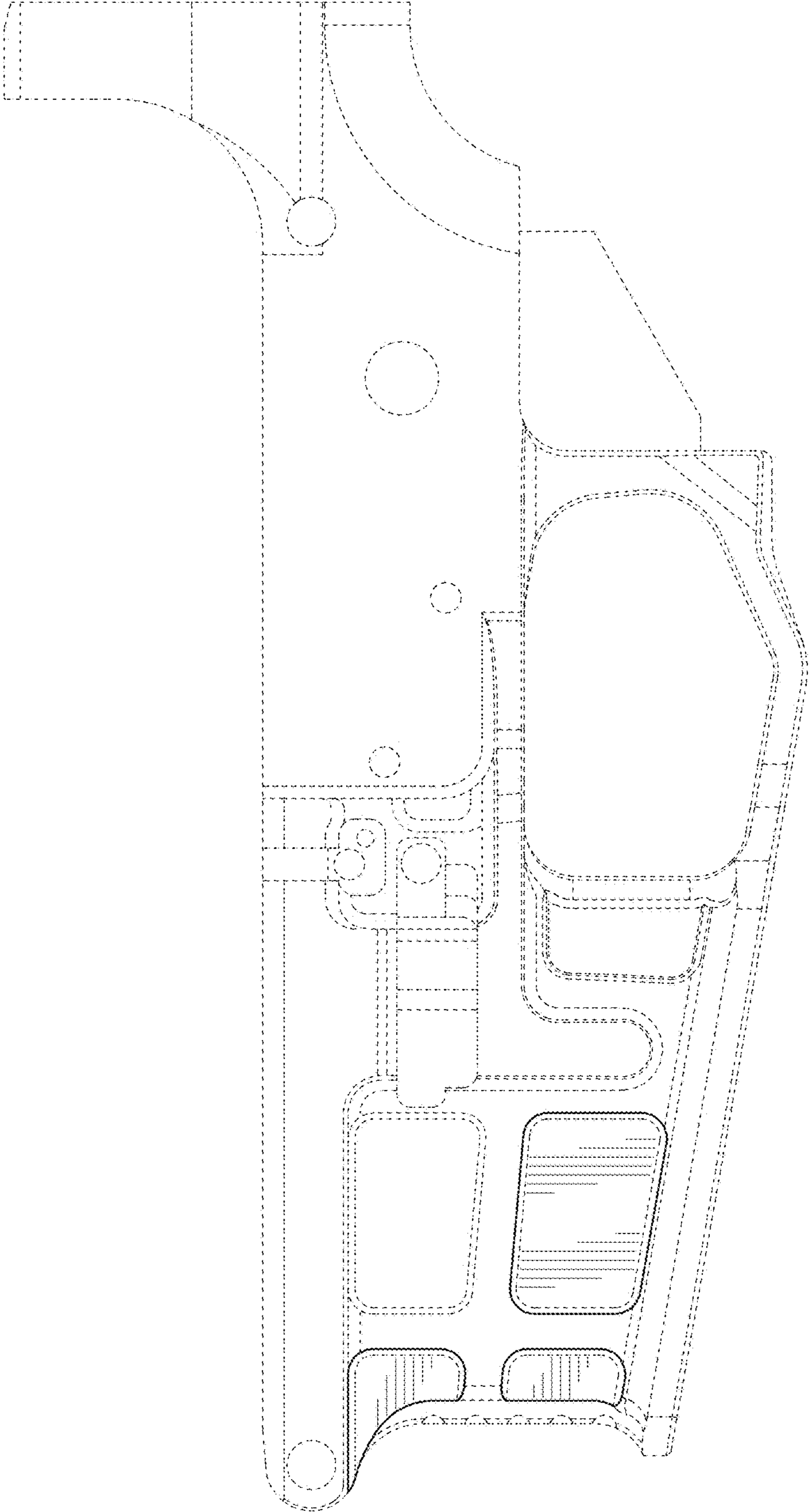


FIG. 1

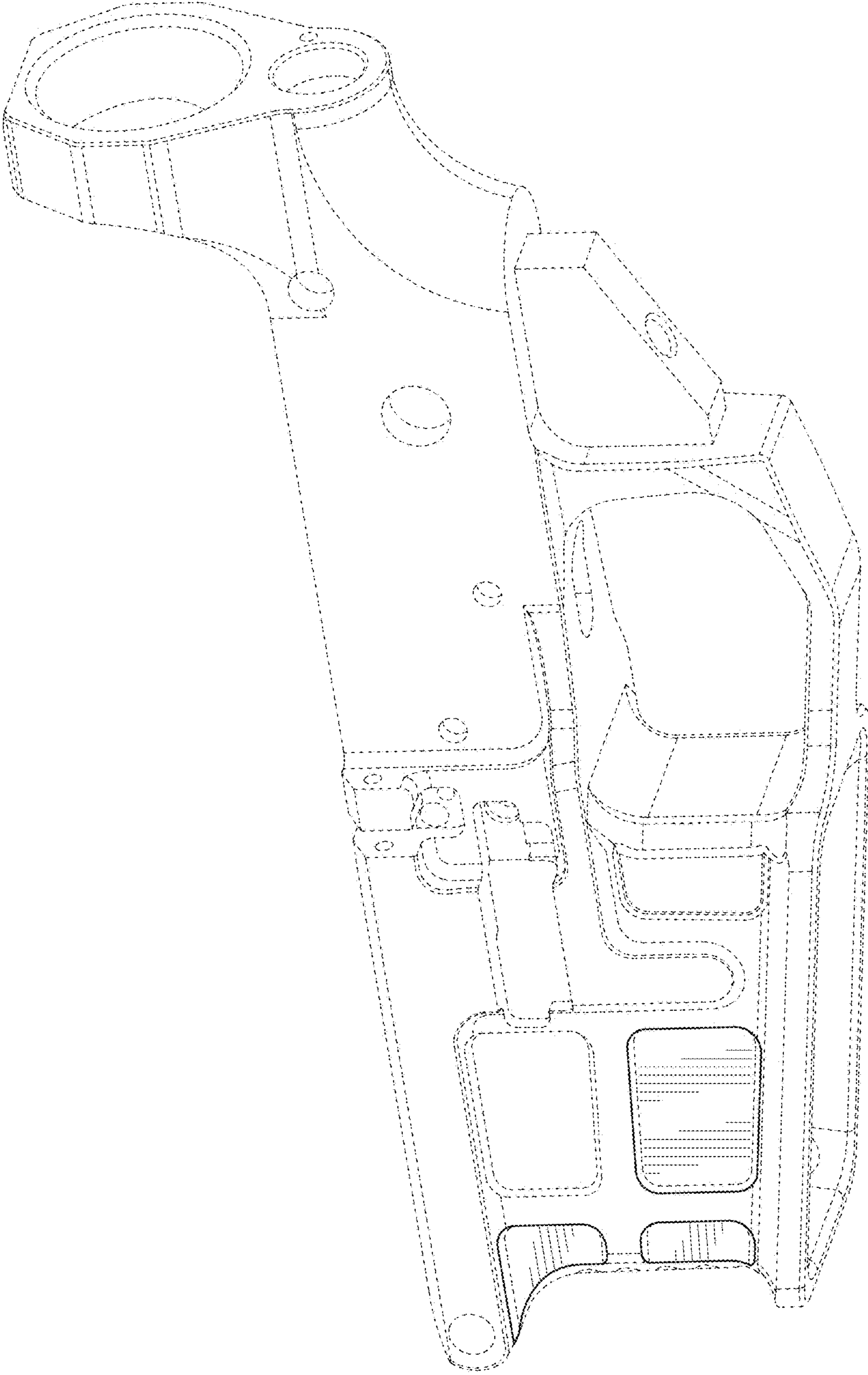


FIG. 2