



US00D776210S

(12) **United States Design Patent** (10) **Patent No.:** **US D776,210 S**
Abdourazak (45) **Date of Patent:** **** Jan. 10, 2017**

(54) **EXERCISE GLOVE** 3,992,021 A * 11/1976 Tobin A63C 11/222
280/821

(71) Applicant: **Atteye Houssein Abdourazak,** 4,815,729 A 3/1989 Stefanski
Allentown, PA (US) 5,062,625 A 11/1991 Vonk
5,076,569 A * 12/1991 Gootter A63B 23/03508
482/49

(72) Inventor: **Atteye Houssein Abdourazak,** 5,136,911 A 8/1992 Wyss
Allentown, PA (US) D348,090 S * 6/1994 Riley, Jr. D21/684
5,318,492 A * 6/1994 Quinn A63B 21/072
222/175

(**) Term: **15 Years** D352,981 S * 11/1994 Ko D21/682

(21) Appl. No.: **29/538,350** 5,366,436 A 11/1994 Gibney
5,533,949 A 7/1996 Hwang
6,059,694 A 5/2000 Villepigue
6,179,751 B1 1/2001 Clearas
D488,843 S 4/2004 Brown
6,817,967 B1 11/2004 Ott et al.
6,986,728 B2 1/2006 Kasun
7,740,561 B2 6/2010 Kupferman
D683,804 S * 6/2013 Huang D21/684

(22) Filed: **Sep. 2, 2015**

(51) **LOC (10) Cl.** **21-02**

(52) **U.S. Cl.**
USPC **D21/684**

(58) **Field of Classification Search**
USPC D21/664, 673, 688, 662, 699, 705, 668,
D21/769, 690, 788, 698, 534, 669, 302,
D21/691, 681, 682, 800, 694, 686, 702,
D21/676, 684, 775, 777, 692, 672;
482/122, 142, 123, 129, 128, 93, 106, 74,
482/121, 130, 71, 72, 95, 96, 68, 66, 41,
482/141, 100, 115, 49, 146, 147, 42, 51,
482/35, 38, 23, 904, 91, 28, 140, 907, 86,
482/83, 87, 90, 131, 902, 61, 65, 17, 52,
482/62, 107, 108, 54, 105, 133, 148, 92,
482/138, 12; 473/432, 445, 441, 197, 434,
473/438, 454, 478, 447, 422, 476;
D12/317, 9, 6, 8, 130, 115, 114; 273/400,
273/407, 396; D8/303, 499, D8/107, 14;
D11/87, 86, 80, 103, 2, 56, 93, 13;
16/430, 421; D26/49, 37; 74/551.9; 59/82,
59/80; 24/658, 303; D24/107
CPC A63B 21/0552; A63B 21/00069;
A63B 21/4035; A63B 21/0557; A63B
21/0442; A63B 2208/0204; A63B
21/4043; A63B 23/12; A63B 21/0004
See application file for complete search history.

(56) **References Cited**

U.S. PATENT DOCUMENTS

D192,927 S * 5/1962 Ernst D21/684
3,612,521 A 10/1971 Wendeborn

(Continued)

Primary Examiner — Robert M Spear
Assistant Examiner — Ryan Harvey
(74) *Attorney, Agent, or Firm* — Cheryl R. Figlin;
Michael J. Feigin; Feigin & Fridman

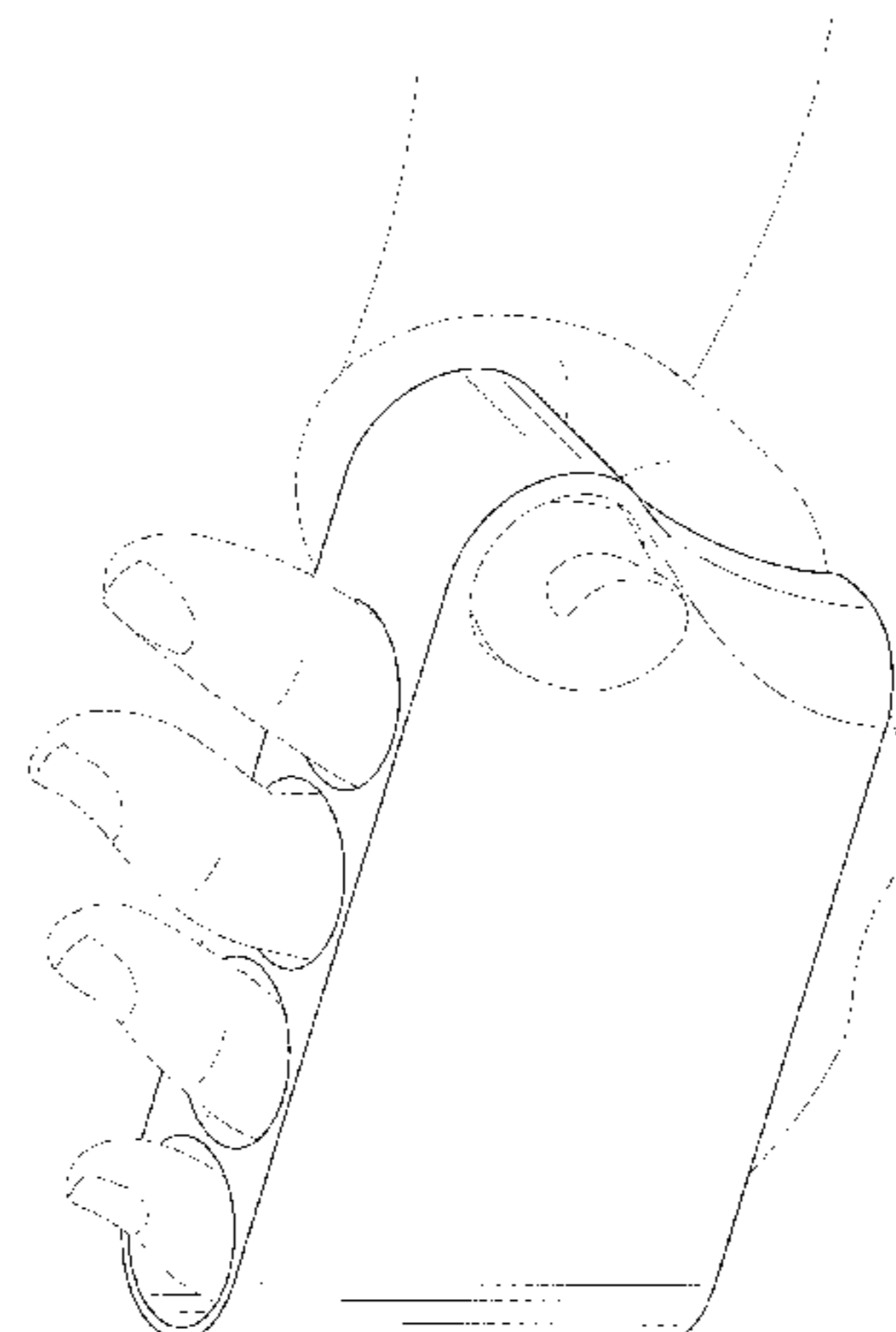
(57) **CLAIM**

The ornamental design for an exercise glove, as shown and described.

DESCRIPTION

FIG. 1 shows a top perspective view of the exercise glove.
FIG. 2 shows a bottom perspective view of the exercise glove.
FIG. 3 shows a front view of the exercise glove, the opposite side being a mirror image thereof.
FIG. 4 shows a bottom plan view of the exercise glove.
FIG. 5 shows a top plan view of the exercise glove.
FIG. 6 shows a left side view of the exercise glove.
FIG. 7 shows a right side view of the exercise glove; and,
FIG. 8 shows a perspective view of the exercise glove positioned on a hand.

(Continued)



The features of the hand in FIG. 8 depict environment and form no part of the claimed design. The feature of a thumb port in FIGS. 1-3 and 8 form no part of the claimed design.

1 Claim, 8 Drawing Sheets

(56)

References Cited

U.S. PATENT DOCUMENTS

D718,396 S * 11/2014 Whitmore D2/614
D725,726 S * 3/2015 Gomez D21/684
D763,516 S * 8/2016 Robbins D2/617
2009/0156367 A1 6/2009 Harris, Jr. et al.

* cited by examiner

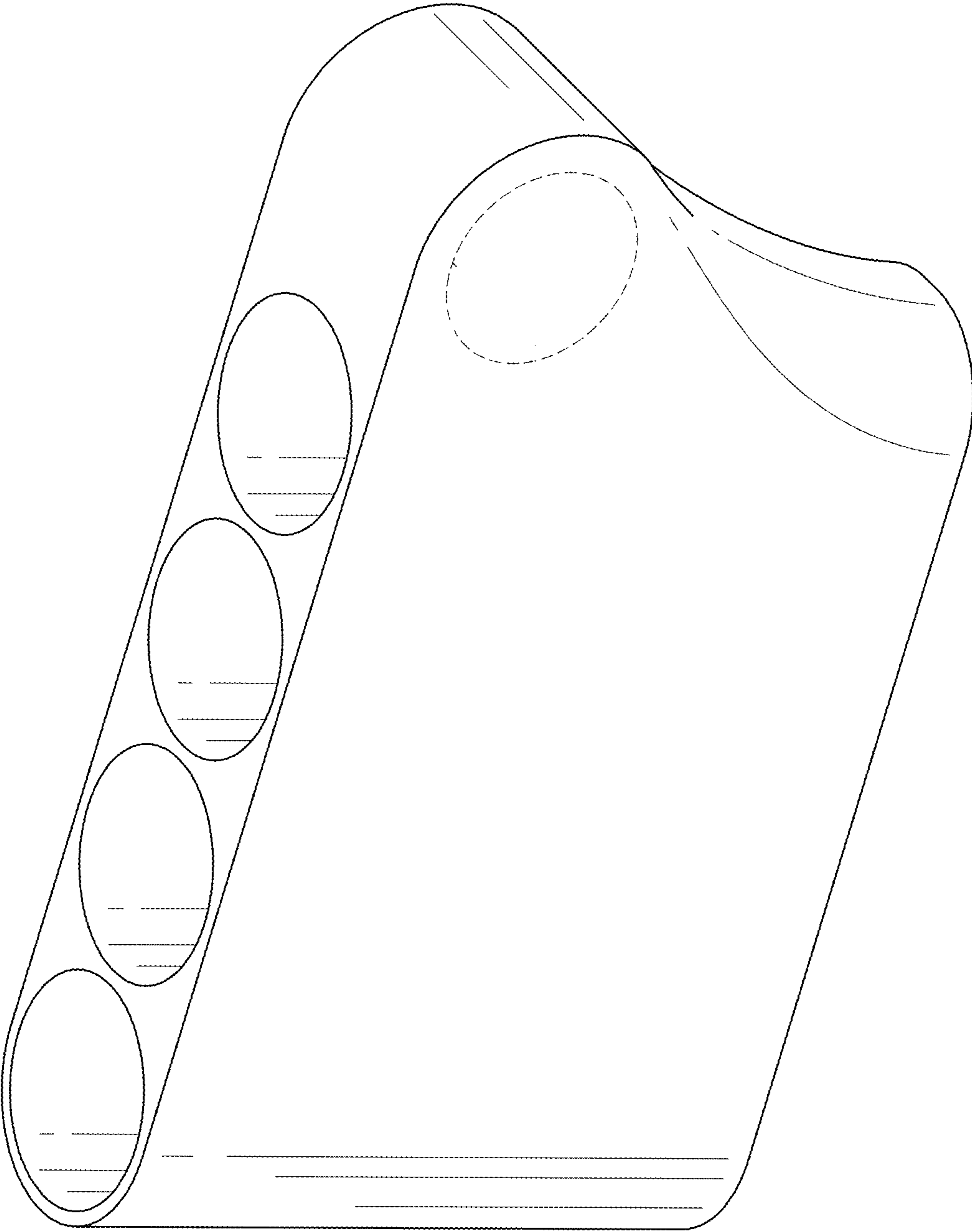


Figure 1

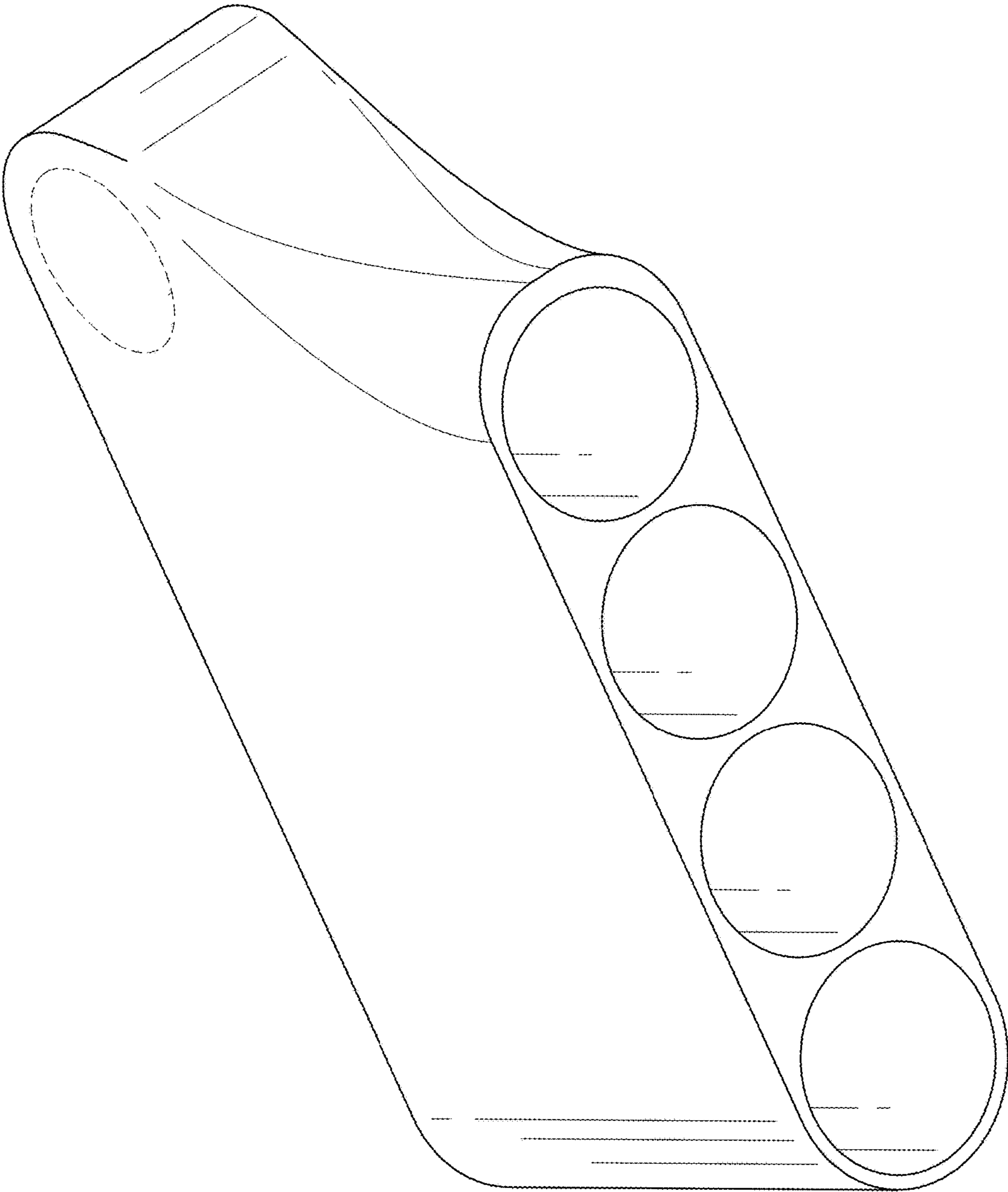


Figure 2




Figure 3

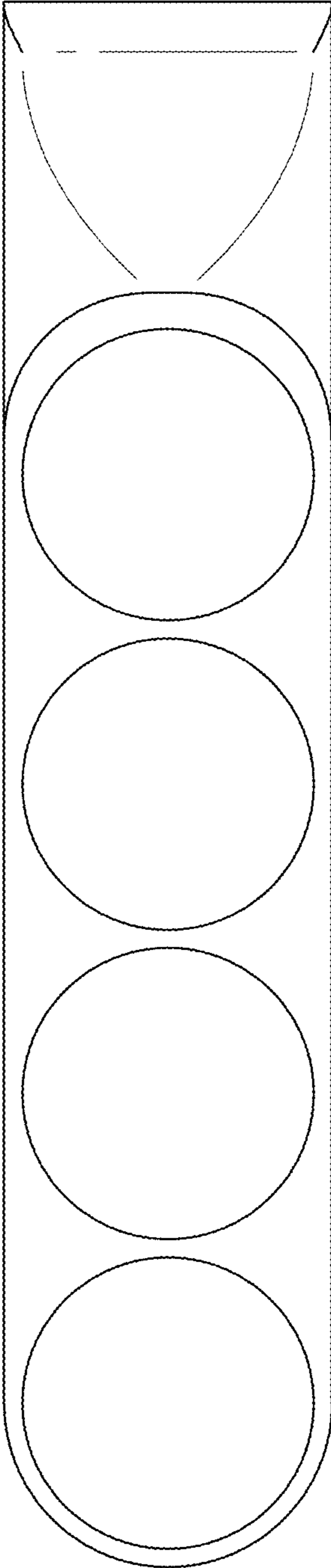


Figure 4




Figure 5




Figure 6

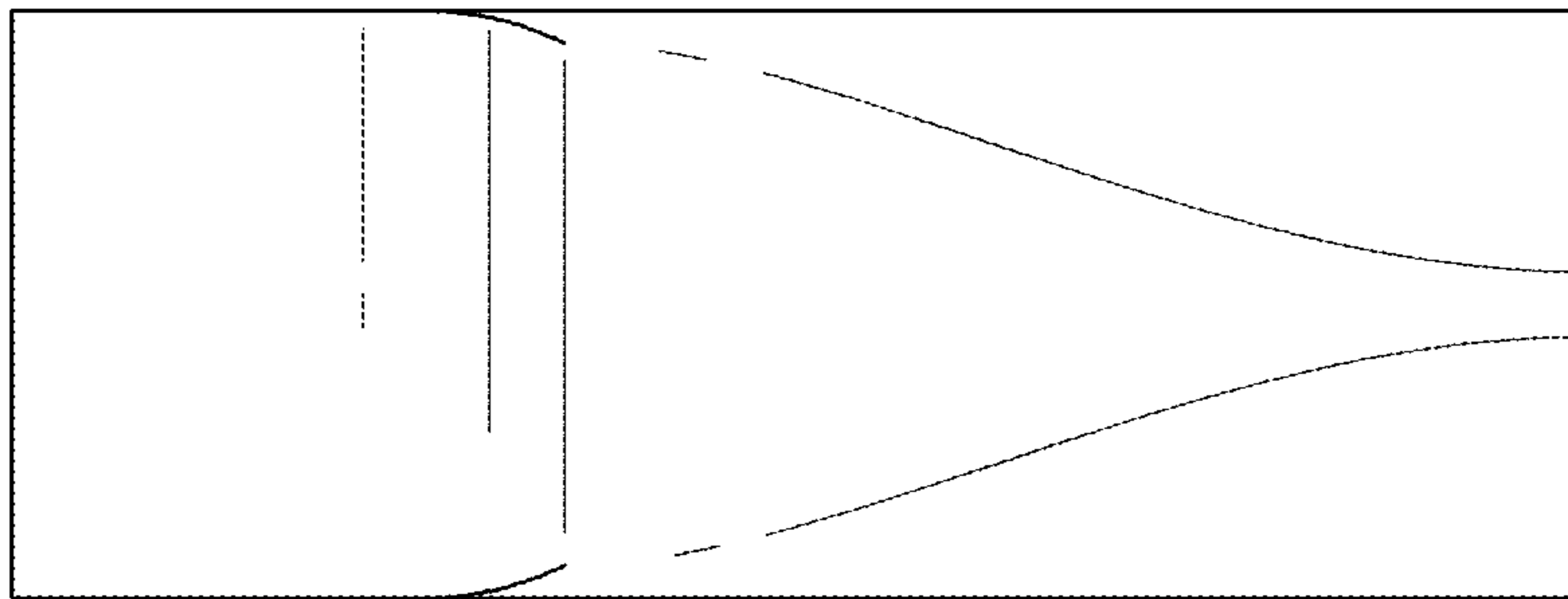


Figure 7

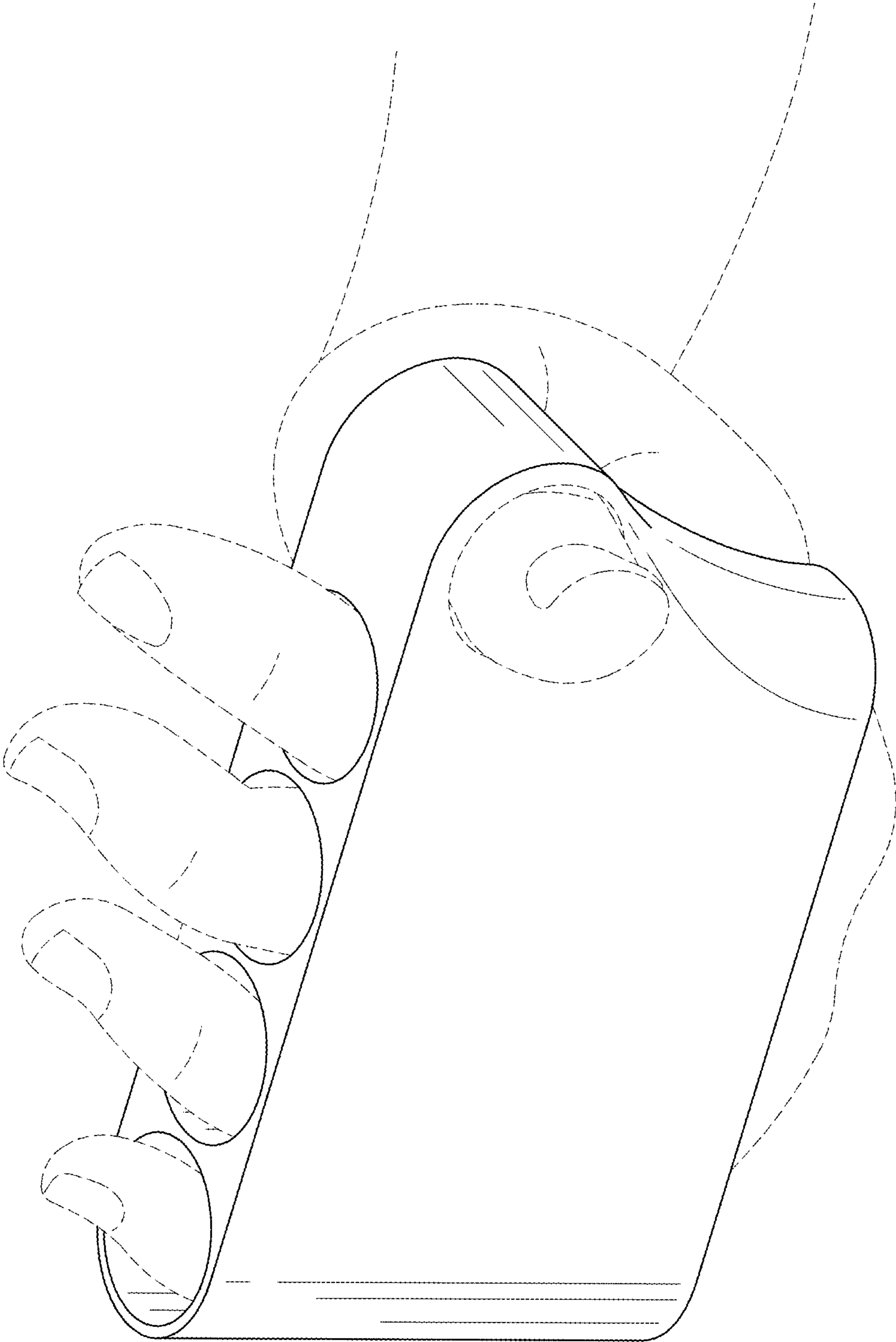


Figure 8