



US00D776189S

(12) **United States Design Patent**
Takei

(10) **Patent No.:** **US D776,189 S**

(45) **Date of Patent:** **** Jan. 10, 2017**

(54) **ELECTRONIC KEYBOARD**

(71) Applicant: **YAMAHA CORPORATION**,
Hamamatsu-shi, Shizuoka (JP)

(72) Inventor: **Kunihiro Takei**, Hamamatsu (JP)

(73) Assignee: **YAMAHA CORPORATION**, Shizuoka
(JP)

(**) Term: **14 Years**

(21) Appl. No.: **29/525,396**

(22) Filed: **Apr. 29, 2015**

(51) **LOC (10) Cl.** **17-01**

(52) **U.S. Cl.**
USPC **D17/1**

(58) **Field of Classification Search**
USPC D14/217, 341, 345, 346; D17/1, 2, 7, 8,
D17/9, 24, 99; D21/405, 409
CPC A63H 5/00; G10C 1/00; G10C 1/02;
G10C 1/04; G10C 3/00; G10C
3/12; G10F 1/02; G10F 3/00; G10H 1/00
See application file for complete search history.

(56) **References Cited**

U.S. PATENT DOCUMENTS

D312,264 S * 11/1990 Amiya D17/1
D326,468 S * 5/1992 Jeon D17/1
6,156,963 A * 12/2000 Masubuchi G10H 1/344
84/423 R
D508,070 S * 8/2005 Tanaka D17/1

D510,381 S * 10/2005 Okamura D17/1
D555,712 S * 11/2007 Sato D17/1
D568,373 S * 5/2008 Suzuki D17/1
D569,415 S * 5/2008 Shigeru D17/1
D571,848 S * 6/2008 Sato D17/1
D585,478 S * 1/2009 Takei D17/1
D668,287 S * 10/2012 Kitazawa D17/1
D690,683 S * 10/2013 Olswang D14/217
D692,414 S * 10/2013 Ito D14/217
2013/0092011 A1 * 4/2013 Nakamura H01H 19/14
84/605

* cited by examiner

Primary Examiner — Susan E Krakower

Assistant Examiner — Lisa A Grabenstetter

(74) *Attorney, Agent, or Firm* — Sughrue Mion, PLLC

(57) **CLAIM**

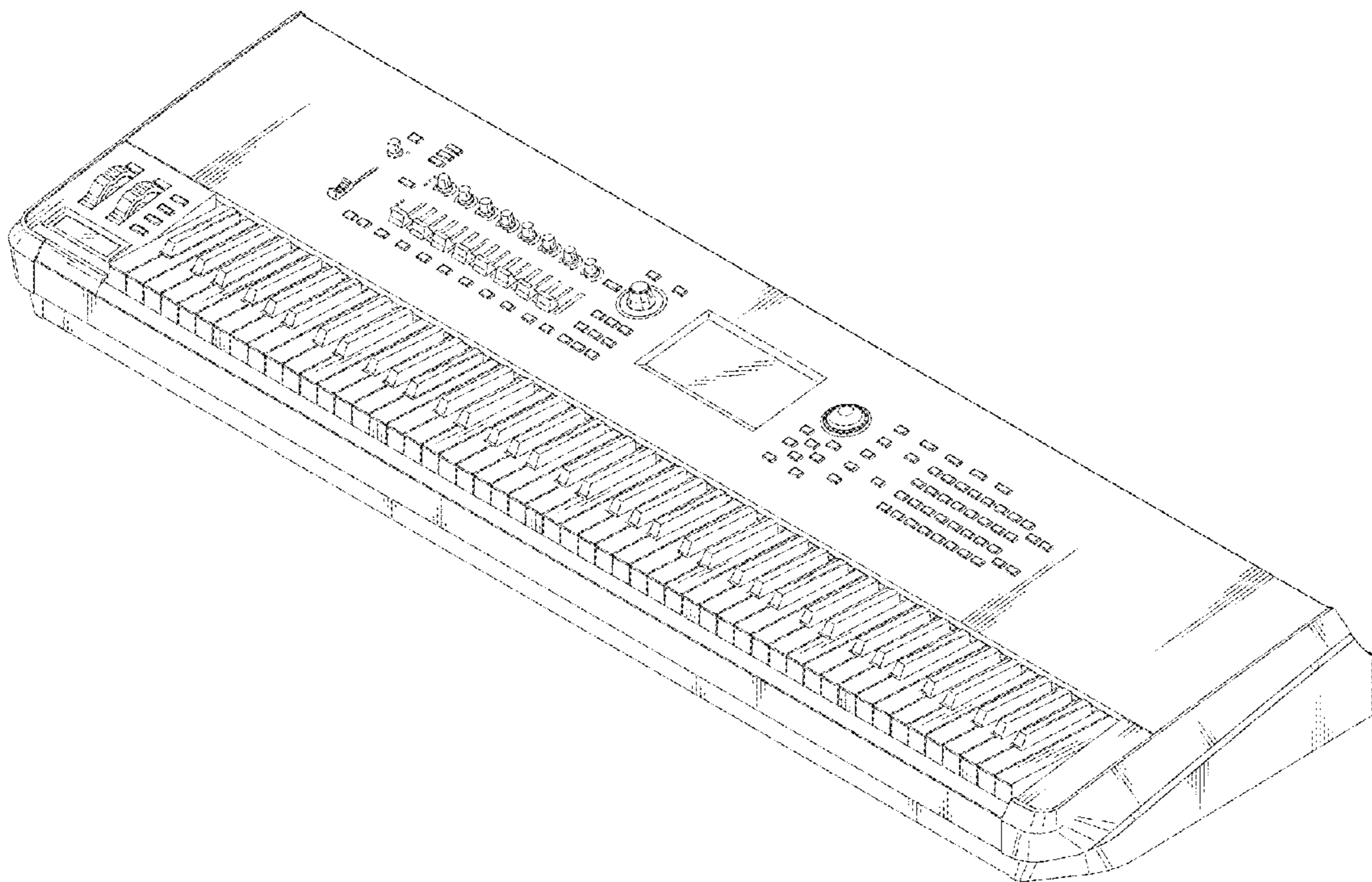
The ornamental design for an electronic keyboard, as shown and described.

DESCRIPTION

FIG. 1 is a perspective view of the front, top and right side of an electronic keyboard according to my new design; FIG. 2 is a front view thereof; FIG. 3 is a rear view thereof; FIG. 4 is a left side view thereof; FIG. 5 is a right side view thereof; FIG. 6 is a top plan view thereof; and, FIG. 7 is a bottom plan view thereof.

The broken line showing of the electronic keyboard is included for the purpose of illustrating portions of the electronic keyboard and forms no part of the claimed design.

1 Claim, 4 Drawing Sheets



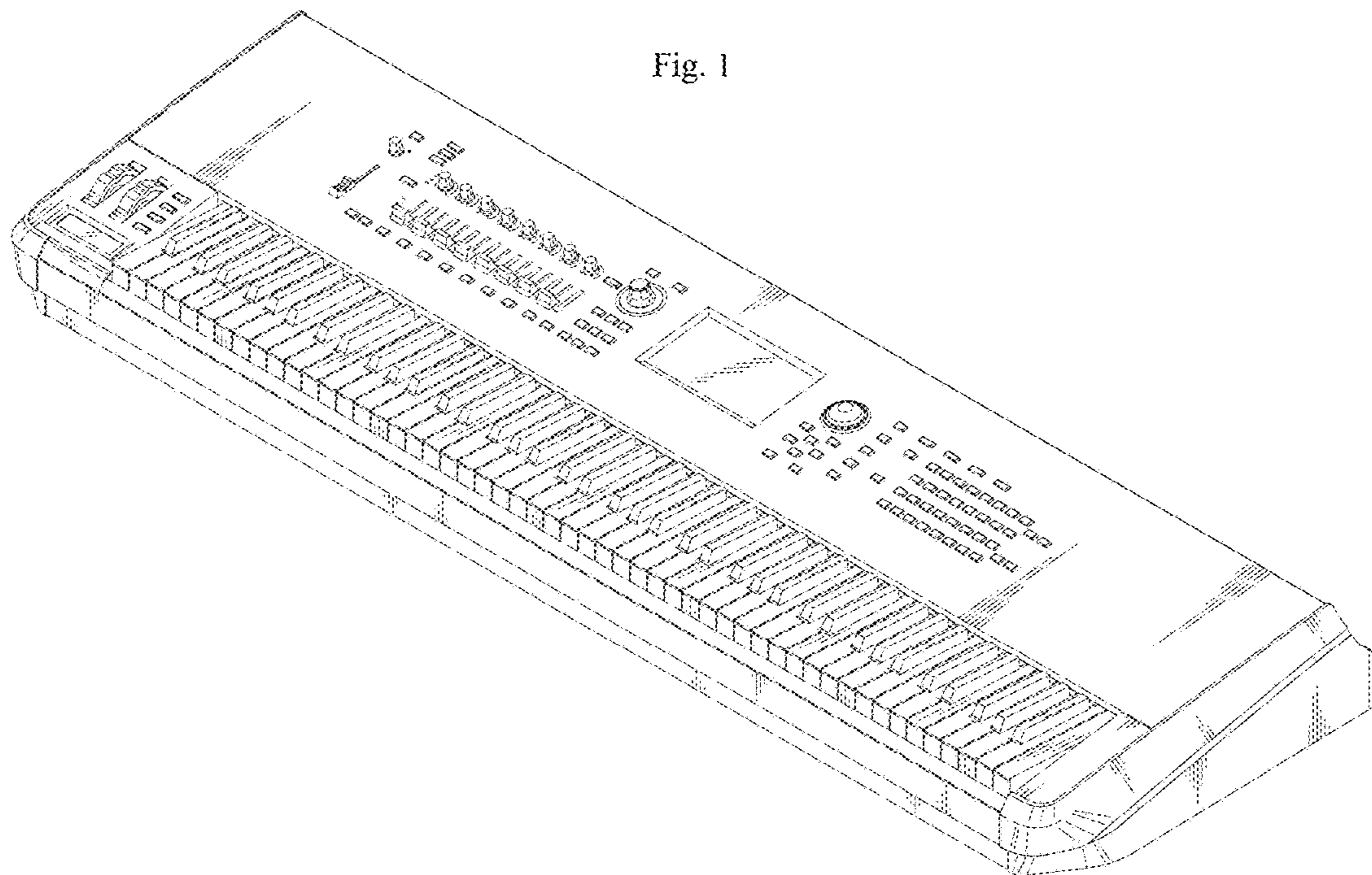


Fig. 2

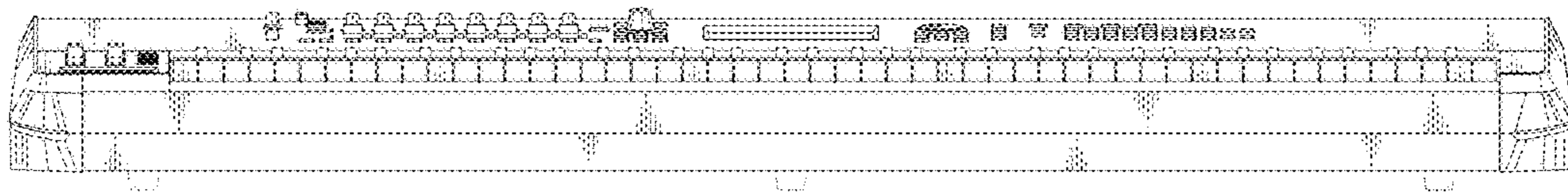


Fig. 3

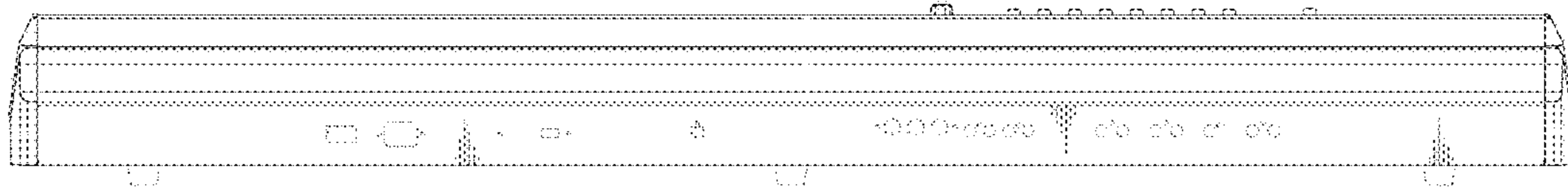


Fig. 4

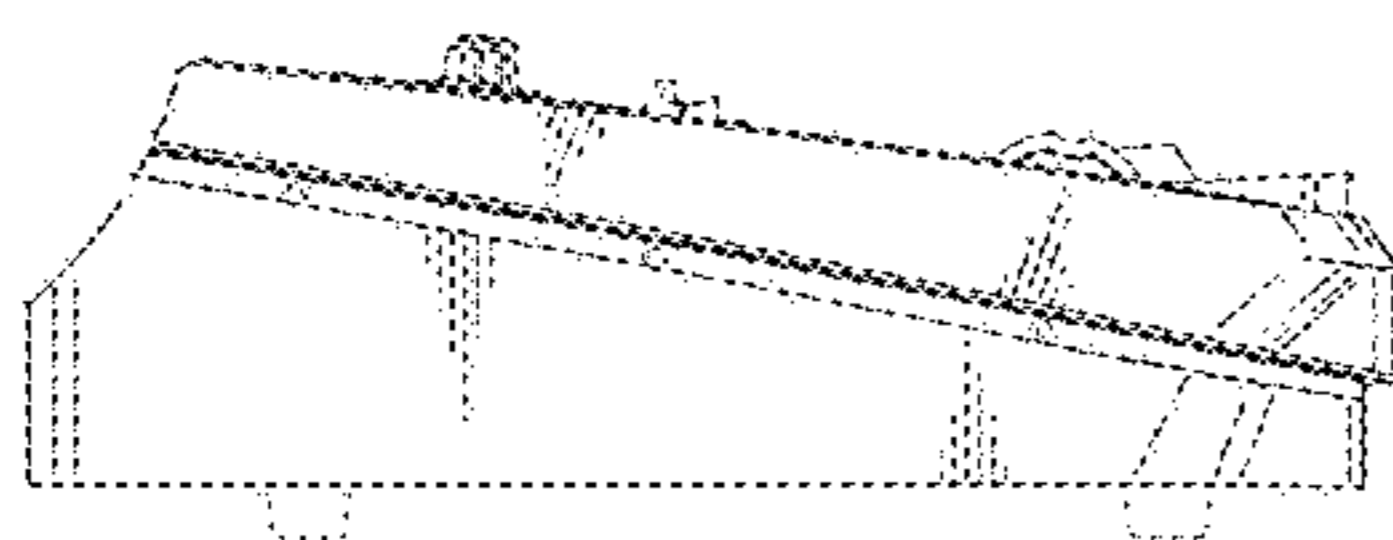


Fig. 5

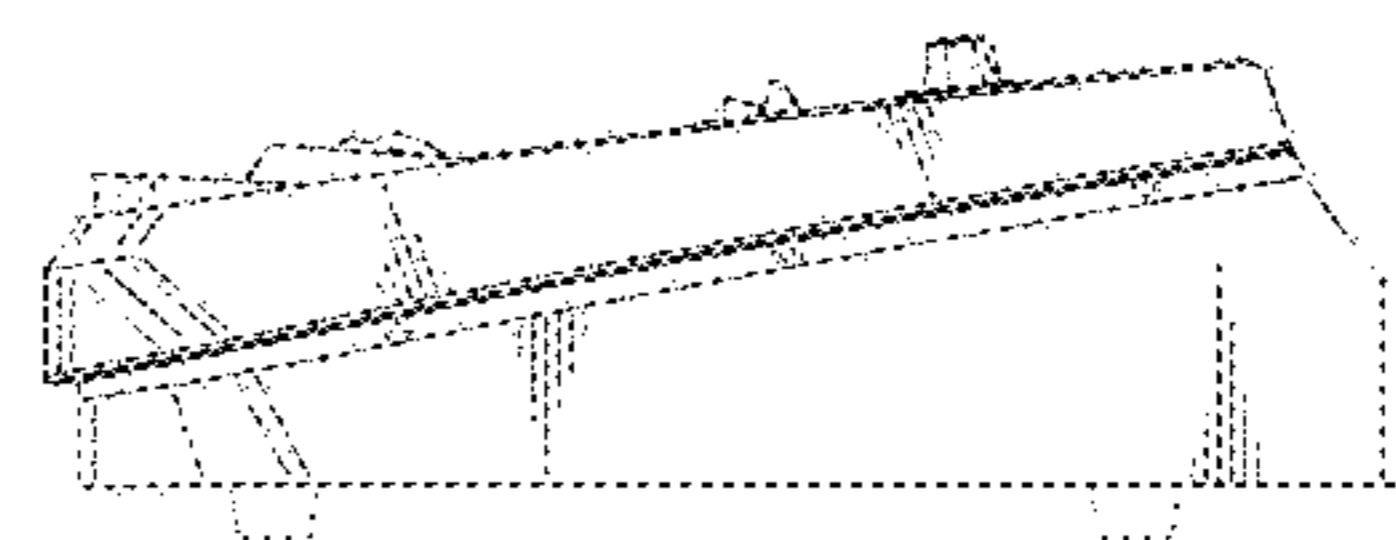


Fig. 6

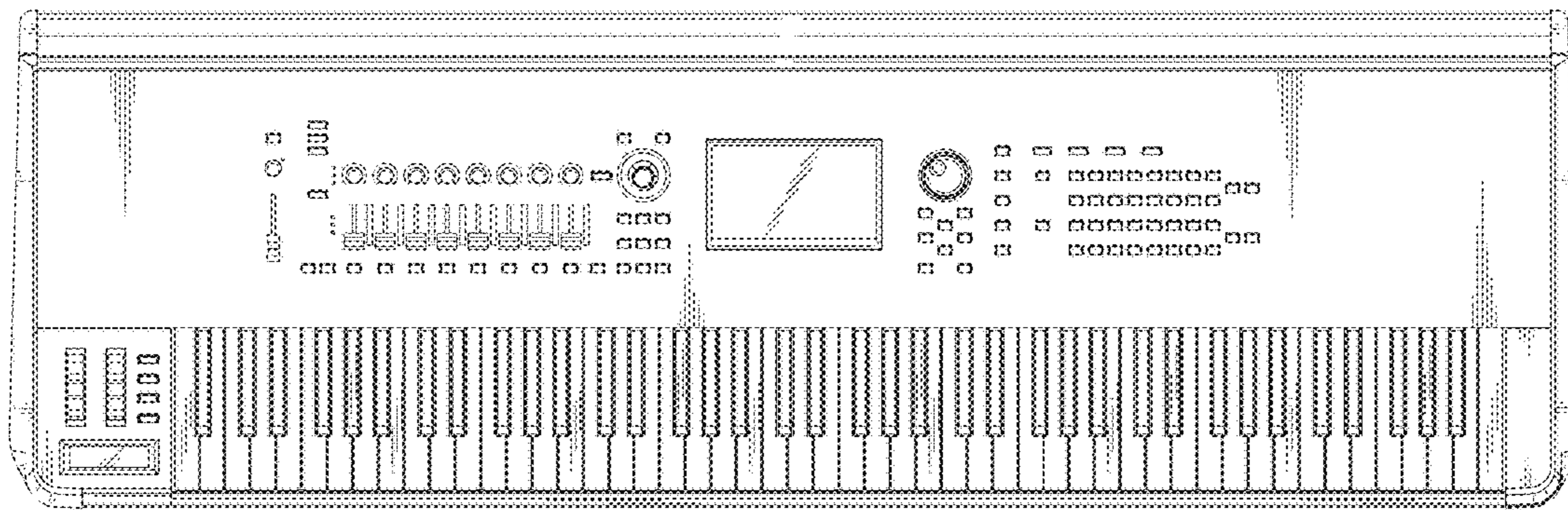


Fig. 7

