



US00D776157S

(12) **United States Design Patent** (10) **Patent No.:** **US D776,157 S**
LaJoie (45) **Date of Patent:** **** Jan. 10, 2017**

(54) **DISPLAY SCREEN WITH ICON**
(71) Applicant: **Microsoft Corporation**, Redmond, WA (US)
(72) Inventor: **Michael A. LaJoie**, Seattle, WA (US)
(73) Assignee: **Microsoft Corporation**, Redmond, WA (US)

(**) Term: **15 Years**

(21) Appl. No.: **29/534,211**

(22) Filed: **Jul. 27, 2015**

(51) **LOC (10) Cl.** **14-04**

(52) **U.S. Cl.**
USPC **D14/492**

(58) **Field of Classification Search**
USPC D14/485–495
CPC G06F 3/048; G06F 3/0481; G06F 3/04812;
G06F 3/04815; G06F 3/04817; G06F
3/0482; G06F 3/0483; G06F 3/0484;
G06F 3/04842; G06F 3/04845; G06F
3/04847; G06F 3/0485; G06F
3/04855; G06F 3/0486; G06F
3/0487; G06F 3/0488; G06F
3/04883; G06F 3/04886; H04N 1/00424
See application file for complete search history.

(56) **References Cited**

U.S. PATENT DOCUMENTS

D471,916 S * 3/2003 Chaudhri D14/493
D536,701 S * 2/2007 Gusmorino D14/492
D537,836 S * 3/2007 Gusmorino D14/492
D549,236 S * 8/2007 O'Donnell D14/493
D574,399 S * 8/2008 O'Donnell D14/491

D575,303 S * 8/2008 O'Donnell D14/489
D590,417 S * 4/2009 Barcheck D14/490
D683,760 S * 6/2013 Ridl D14/489
D706,816 S * 6/2014 Holz D14/489
D709,089 S * 7/2014 Eilam D14/489
D711,426 S * 8/2014 Hollobaugh D14/490
D713,418 S * 9/2014 Yang D14/493
D729,843 S * 5/2015 Bray D14/493
D733,757 S * 7/2015 Kim D14/493

OTHER PUBLICATIONS

“MetroAero Folder” Feb. 11, 2013 <http://dtafalonso.deviantart.com/art/MetroAeroFoldericon353669094> cited Aug. 17, 2016.*
“Folder Yellow” Apr. 19, 2011 <http://www.iconarchive.com/show/oxygeniconsbyoxygenicons.org/Placesfolderyellowicon.html>.*
“Windows 9 Icons” Mar. 14, 2013 <http://dtafalonso.deviantart.com/art/Windows9icons359505915> cited Aug. 17, 2016.*

* cited by examiner

Primary Examiner — Melanie H Tung
Assistant Examiner — Bao-Yen Nguyen
(74) *Attorney, Agent, or Firm* — Banner & Witcoff, Ltd.


(57) **CLAIM**

The ornamental design for a display screen with icon, as shown and described.

DESCRIPTION

FIG. 1 is a front view of a display screen with icon showing the new design; and,
FIG. 2 is a front view of a display screen with icon showing an alternative embodiment of the new design.
The broken line showing the display screen forms no part of the claimed design. The dot-dash broken line in FIG. 2 forms no part of the claimed design.

1 Claim, 2 Drawing Sheets



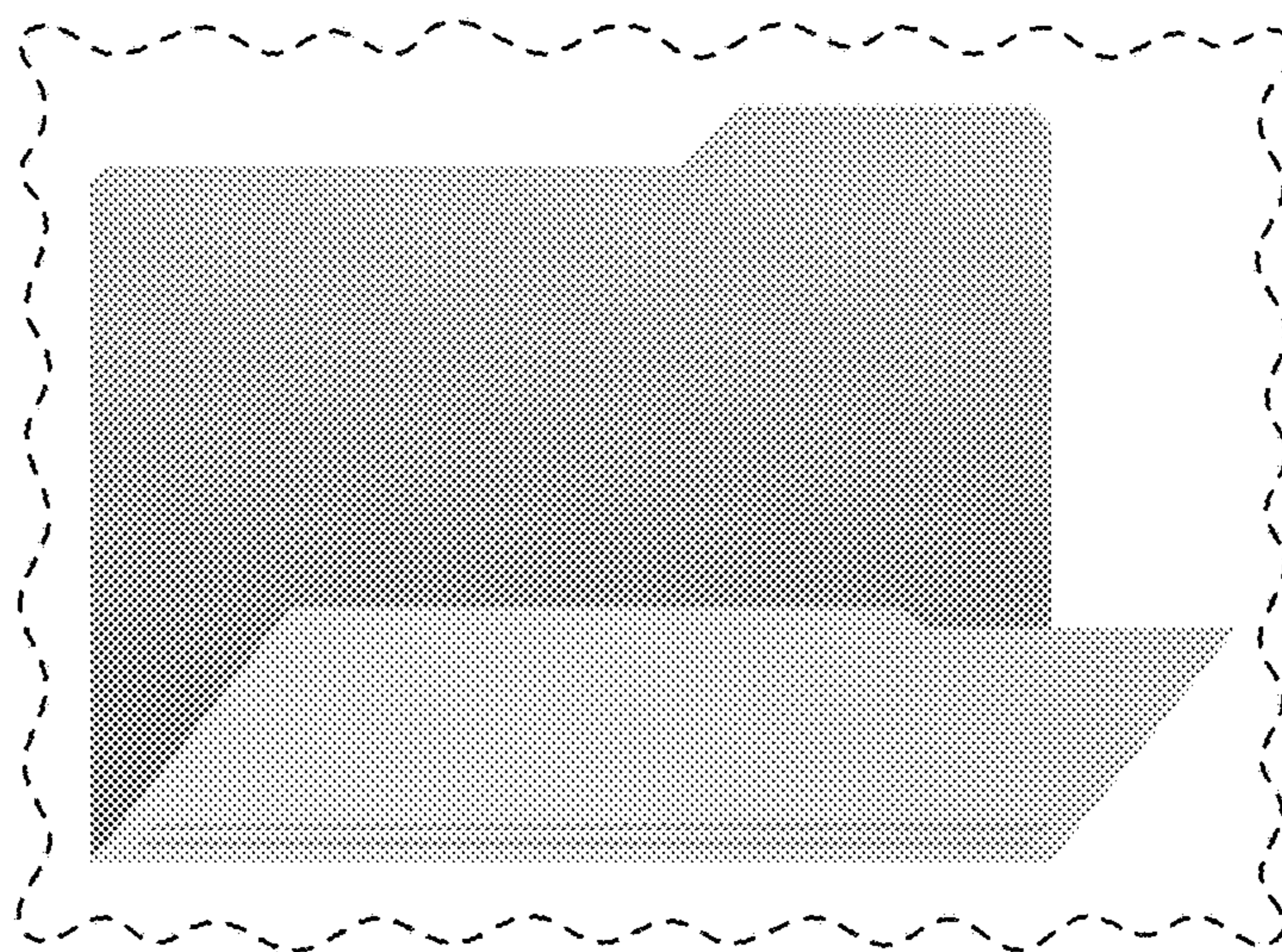


FIG. 1




FIG. 2