



US00D776133S

(12) **United States Design Patent**
Hill et al.

(10) **Patent No.:** **US D776,133 S**
(45) **Date of Patent:** **** Jan. 10, 2017**

(54) **DISPLAY SCREEN OR PORTION THEREOF WITH A GRAPHICAL USER INTERFACE**

(71) Applicant: **Zynga Inc.**, San Francisco, CA (US)
(72) Inventors: **Gregory Hill**, San Francisco, CA (US);
Henry Stern, Belmont, CA (US)
(73) Assignee: **Zynga Inc.**, San Francisco, CA (US)
(**) Term: **15 Years**

(21) Appl. No.: **29/531,112**

(22) Filed: **Jun. 23, 2015**

(51) **LOC (10) Cl.** **14-04**

(52) **U.S. Cl.**
USPC **D14/485**

(58) **Field of Classification Search**
USPC D14/485-495
CPC .. G06F 3/0482; G06F 3/0484; G06F 3/04817;
G06F 3/0488; G06F 3/0481; G06F
3/04842; A63F 2300/308; A63F 13/53;
H04M 1/72547

See application file for complete search history.

(56) **References Cited**

U.S. PATENT DOCUMENTS

- 1,599,460 A * 9/1926 Craze G09F 23/14
283/56
- 3,444,319 A * 5/1969 Artzt G06K 15/10
178/15
- 4,204,208 A * 5/1980 McCarthy G09G 5/30
345/471
- 4,367,533 A * 1/1983 Wiener B41B 19/01
178/30
- D278,804 S * 5/1985 Tanikawa D10/125
- 4,710,766 A * 12/1987 Dubois G09G 3/3611
345/531

- 4,740,784 A * 4/1988 Fick G06K 15/10
345/469
- D351,003 S * 9/1994 Cohen D21/349
- D405,074 S * 2/1999 Sakazume D14/490
- D502,184 S * 2/2005 Glezer D14/486
- D579,949 S * 11/2008 Kaczmarek D14/489
- D629,416 S * 12/2010 Weir D14/486
- D647,916 S * 11/2011 Kaczmarek D14/491
- D649,559 S * 11/2011 Kaczmarek D14/489
- D683,354 S * 5/2013 Perry D14/486
- D714,319 S * 9/2014 Pereira D14/485
- 9,061,211 B1 * 6/2015 Lohstroh H04W 4/12
- D738,898 S * 9/2015 Herold D14/486

(Continued)

Primary Examiner — Sandra Snapp

Assistant Examiner — Katherine Glennon

(74) *Attorney, Agent, or Firm* — Schwegman Lundberg & Woessner, P.A.

(57) **CLAIM**

The ornamental design for a display screen or portion thereof with a graphical user interface, as shown and described.



DESCRIPTION

FIG. 1 is a face view of a display screen or portion thereof with a graphical user interface, showing my new design and illustrating a first embodiment of the design; and,

FIG. 2 is a face view of a display screen or portion thereof with a graphical user interface, illustrating a second embodiment of the design.

The difference in shading indicates a contrast of appearance and does not depict any particular color, texture, or material. The outermost double broken lines represent the article and form no part of the claimed design. The broken lines within the display screen show portions of the graphical user interface and forms no part of the claimed design.

1 Claim, 2 Drawing Sheets



(56)

References Cited

U.S. PATENT DOCUMENTS

9,171,429 B2 * 10/2015 Leslie G07F 17/34
9,254,443 B1 * 2/2016 Graham A63F 3/00895
D754,166 S * 4/2016 Bainbridge D14/486
2007/0066348 A1 * 3/2007 Silverbrook G06Q 20/045
455/556.1
2012/0252574 A1 * 10/2012 Chow G06Q 30/0251
463/31
2012/0322556 A1 * 12/2012 Rogers A63F 13/10
463/37
2015/0339039 A1 * 11/2015 Arnone G07F 17/32
463/25

* cited by examiner




FIG. 1




FIG. 2