



US00D776130S

(12) **United States Design Patent** (10) **Patent No.:** **US D776,130 S**
Contreras et al. (45) **Date of Patent:** **** Jan. 10, 2017**

- (54) **DISPLAY SCREEN WITH A DASHBOARD FOR A USER INTERFACE**
- (71) Applicant: **ADP, LLC**, Roseland, NJ (US)
- (72) Inventors: **Vicki Contreras**, Glendora, CA (US); **Chandraprabha Rajput**, Covina, CA (US); **Devendra Sharma**, Yorba Linda, CA (US); **Anuradha Verma**, Eastvale, CA (US); **Nagamalleswara Bodeddula**, Covina, CA (US); **Neil DeJesus**, Diamond Bar, CA (US); **Radhika Manthana**, Hyderabad (IN); **Nived Turai**, Hyderabad (IN); **Joydeep Mitra**, Hyderabad (IN); **Tanmay Saxena**, Hyderabad (IN)
- (73) Assignee: **ADP, LLC**, Roseland, NJ (US)
- (**) Term: **14 Years**
- (21) Appl. No.: **29/514,720**
- (22) Filed: **Jan. 15, 2015**
- (51) **LOC (10) Cl.** **14-04**
- (52) **U.S. Cl.**
USPC **D14/485**
- (58) **Field of Classification Search**
USPC D14/485-495
CPC G06Q 40/12
See application file for complete search history.

D729,260	S	*	5/2015	Ahn	D14/485
D737,283	S	*	8/2015	Scalisi	D14/485
D738,380	S	*	9/2015	Nielsen	D14/485
D739,872	S	*	9/2015	Bang	D14/488
D741,898	S	*	10/2015	Soegiono	D14/488
D744,535	S	*	12/2015	Shin	D14/489
D747,333	S	*	1/2016	Supino	D14/486
D747,731	S	*	1/2016	Oliveira	D14/486
D748,648	S	*	2/2016	Kim	D14/486
D748,657	S	*	2/2016	Lee	D14/486

(Continued)

OTHER PUBLICATIONS

Mansfield, Matt. "13 Tools that Will Make Your Most Tedious Business Tasks Disappear." Small Business Trends, posted Nov. 18, 2014 (Retrieved from the Internet Feb. 29, 2016). Internet URL: <<http://smallbiztrends.com/2014/11/make-tedious-business-tasks-disappear.html>>.*

Primary Examiner — Eric Goodman
Assistant Examiner — Rachel Voorhies

(74) *Attorney, Agent, or Firm* — Yee & Associates, P.C.

(57) **CLAIM**

The ornamental design for a display screen with a dashboard for a user interface, as shown and described.

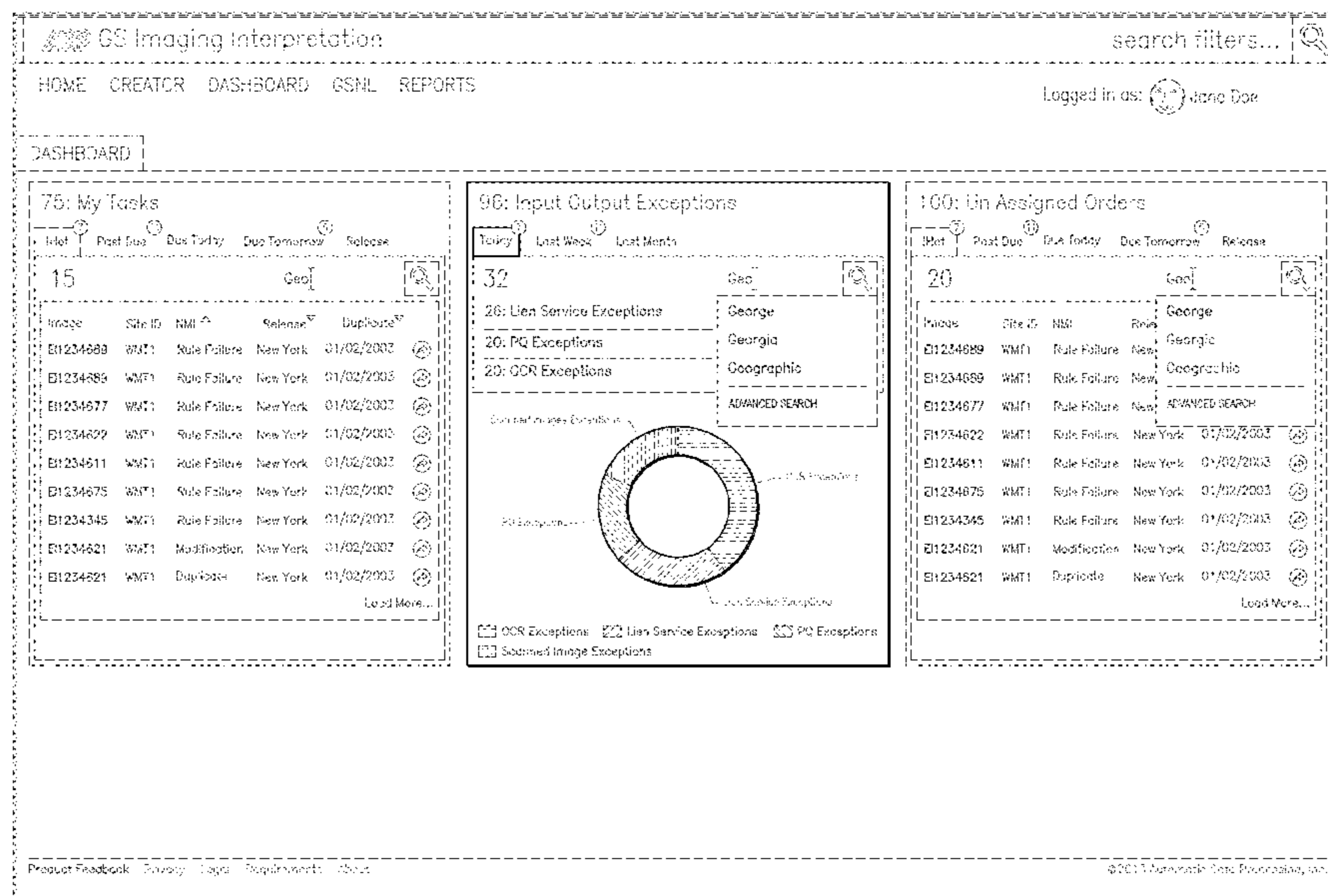
DESCRIPTION

FIG. 1 is a front view of a first embodiment of a display screen with a dashboard for a user interface; FIG. 2 is a front view of a second embodiment thereof; and, FIG. 3 is a front view of a third embodiment thereof. The broken line showing of a display screen in all views are for the purpose of illustrating environment and forms no part of the claimed design. The broken line drawings of a user interface in all views are for illustrative purposes only and form no part of the claimed design.

1 Claim, 3 Drawing Sheets

(56) **References Cited**
U.S. PATENT DOCUMENTS

D716,318	S	*	10/2014	Fan	D14/485
D716,319	S	*	10/2014	Fan	D14/485
D722,606	S	*	2/2015	Stroupe	D14/485
D727,336	S	*	4/2015	Allison	D14/485
D727,928	S	*	4/2015	Allison	D14/485



(56)

References Cited

U.S. PATENT DOCUMENTS

2006/0143104 A1 6/2006 Wagonheim
2007/0136679 A1* 6/2007 Yang H04N 5/44513
715/772
2008/0154755 A1* 6/2008 Lamb, III G06Q 10/063
705/32
2008/0189197 A1* 8/2008 Allanson G06Q 40/02
705/31
2009/0150265 A1* 6/2009 Keld G06Q 10/10
705/30
2009/0316977 A1* 12/2009 Juncker G06F 19/366
382/133
2010/0235746 A1* 9/2010 Anzures G06F 3/04855
715/723
2012/0069131 A1* 3/2012 Abelow G06Q 10/067
348/14.01
2012/0310686 A1* 12/2012 Carter G06Q 10/067
705/7.11
2014/0006965 A1* 1/2014 Xu G06F 3/048
715/741
2015/0066643 A1* 3/2015 Choi G06Q 30/0255
705/14.53
2015/0296273 A1* 10/2015 Kim H04N 21/8173
725/32
2016/0005131 A1* 1/2016 Carter G06Q 40/12
705/30

* cited by examiner

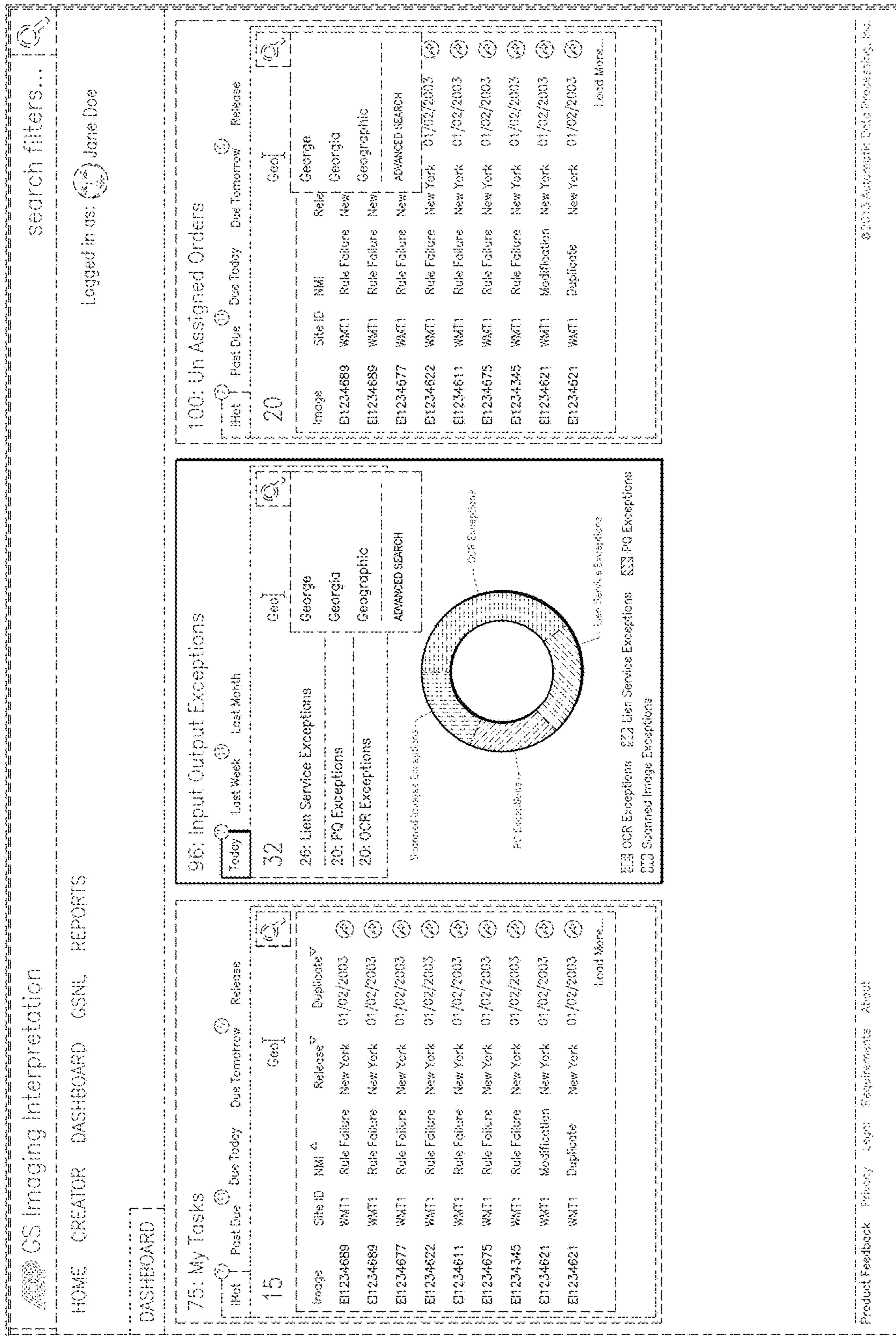


FIG. 1

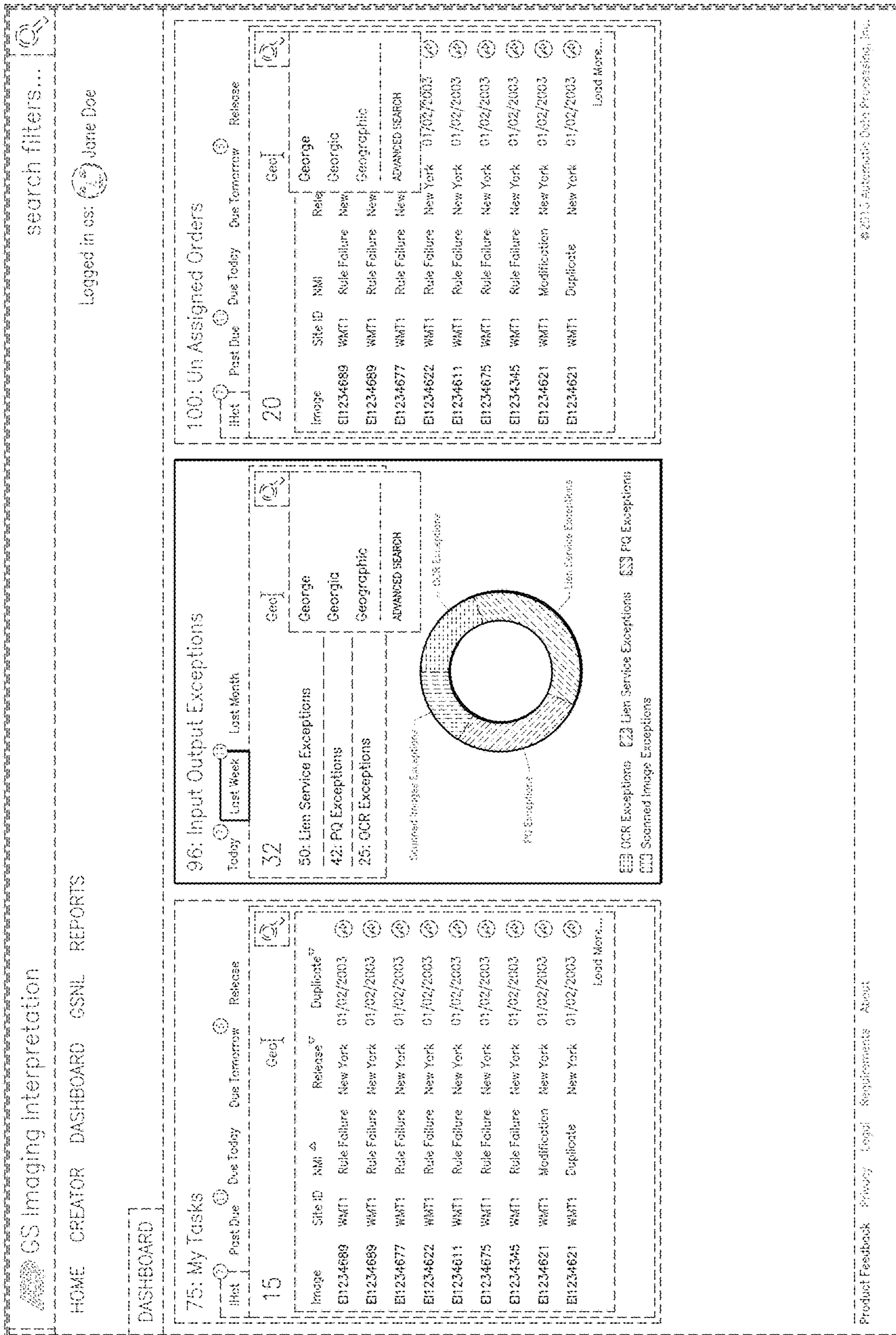


FIG. 2

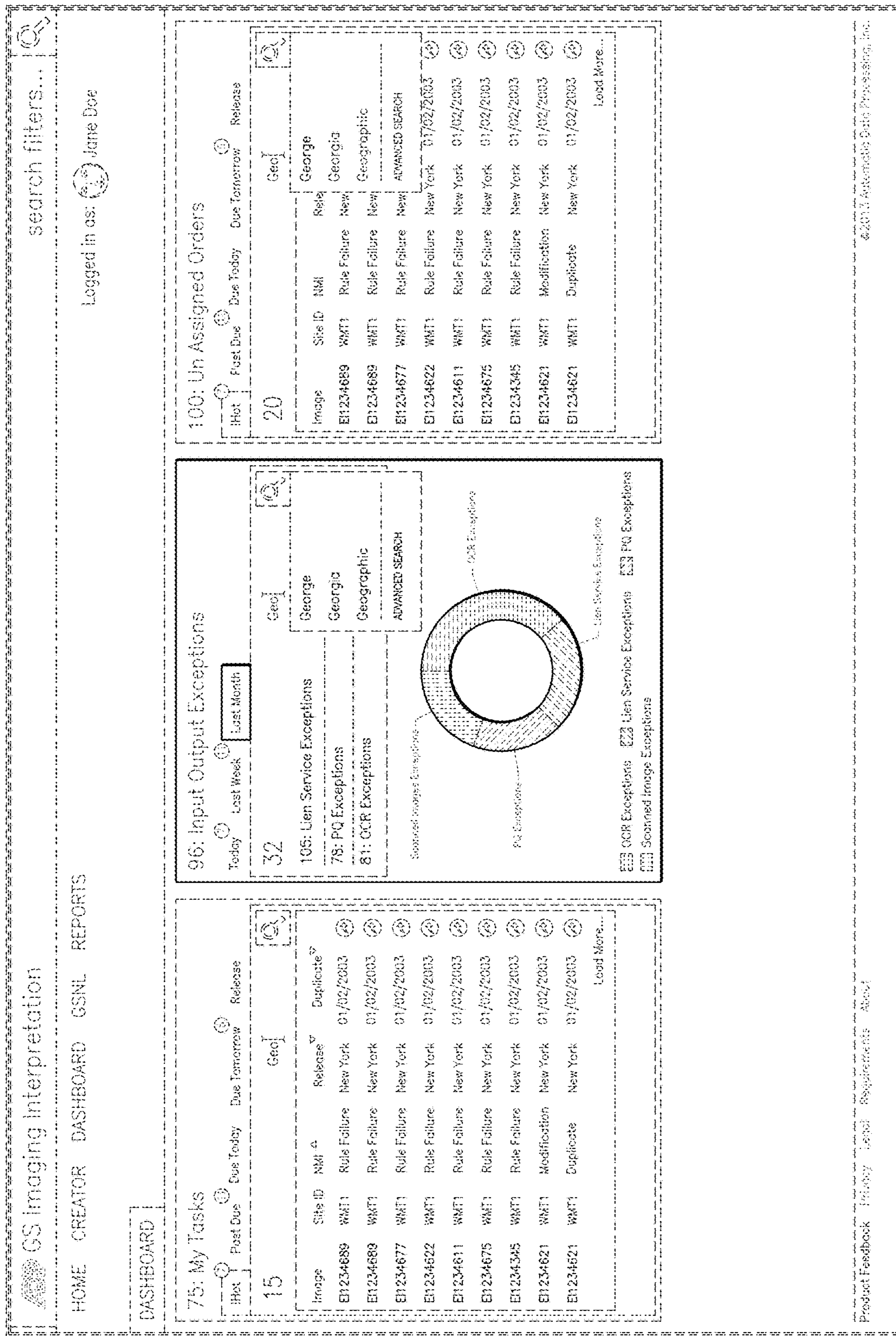


FIG. 3