



US00D776117S

(12) **United States Design Patent** (10) **Patent No.:** **US D776,117 S**
Rong et al. (45) **Date of Patent:** **** Jan. 10, 2017**

(54) **STYLUS**

(56) **References Cited**

(71) Applicants: **HONGFUJIN PRECISION ELECTRONICS (ZHENGZHOU) CO.,LTD.**, Zhengzhou (CN); **HON HAI PRECISION INDUSTRY CO., LTD.**, New Taipei (TW)

U.S. PATENT DOCUMENTS

D595,718 S *	7/2009	Richter	D14/411
D619,581 S *	7/2010	Tani	D14/411
D655,707 S *	3/2012	Miyauchi	D14/411
D670,699 S *	11/2012	Sato	D14/411
D684,579 S *	6/2013	Chen	D14/411
D688,666 S *	8/2013	Kowari	D14/411
D706,267 S *	6/2014	Nakata	D14/411
D709,886 S *	7/2014	Lin	D14/411
D709,887 S *	7/2014	Yagi	D14/411
8,784,378 B2 *	7/2014	Weinandy	A61M 5/24 604/111
D715,298 S *	10/2014	Hong	D14/411
D720,348 S *	12/2014	Robinson	D14/411

(72) Inventors: **Yu-Jie Rong**, Shenzhen (CN); **Chun-Hua Zhu**, Shenzhen (CN)

(73) Assignees: **HONGFUJIN PRECISION ELECTRONICS (ZHENGZHOU) CO., LTD.**, Zhengzhou (CN); **HON HAI PRECISION INDUSTRY CO., LTD.**, New Taipei (TW)

* cited by examiner

(**) Term: **15 Years**

Primary Examiner — Austin Murphy

(21) Appl. No.: **29/550,018**

(74) *Attorney, Agent, or Firm* — Zhigang Ma

(22) Filed: **Dec. 30, 2015**

(57) **CLAIM**

The ornamental design for a stylus, as shown and described.

(30) **Foreign Application Priority Data**

DESCRIPTION

Dec. 11, 2015 (CN) 201530521638

(51) **LOC (10) Cl.** **14-02**

(52) **U.S. Cl.**
USPC **D14/411**

(58) **Field of Classification Search**
USPC D14/372, 496, 432, 371, 125, 126, 129,
D14/299, 411; D16/300-342; 351/158,
351/153, 144; 345/7-9, 905; 455/344;
348/115, 53, 348/121, 739
CPC G02B 27/017; G06F 3/016; G06F 3/033;
G06F 3/0317; G06F 3/03545; G06F
3/041; G06K 9/222

FIG. 1 is a perspective view of a stylus, showing the new design;

FIG. 2 is a front view of the stylus of FIG. 1;

FIG. 3 is a rear view of the stylus of FIG. 1;

FIG. 4 is a left side view of the stylus of FIG. 1;

FIG. 5 is a right side view of the stylus of FIG. 1;

FIG. 6 is a top plan view of the stylus of FIG. 1; and,

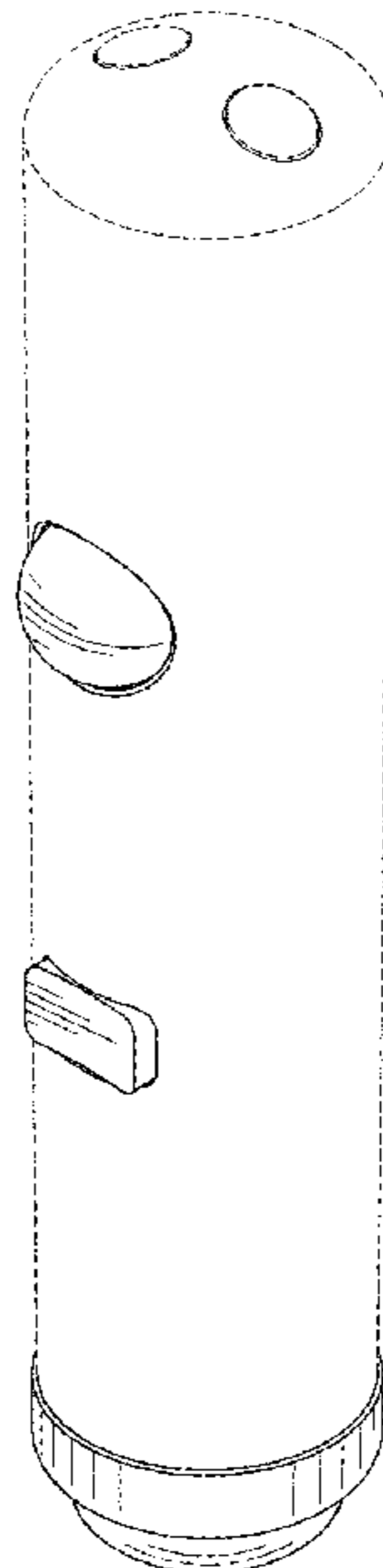
FIG. 7 is a bottom plan view of the stylus of FIG. 1.

The claimed design is directed to the collective appearance of the articles shown.

The broken lines in the drawings are employed for illustrative purposes only and form no part of the claimed design.

See application file for complete search history.

1 Claim, 7 Drawing Sheets



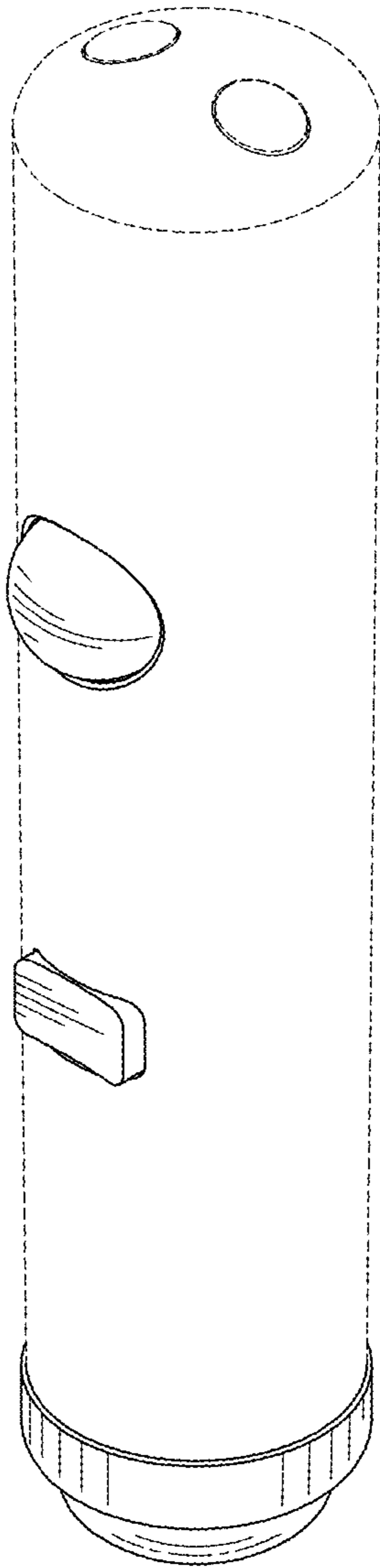


FIG. 1




FIG. 2




FIG. 3

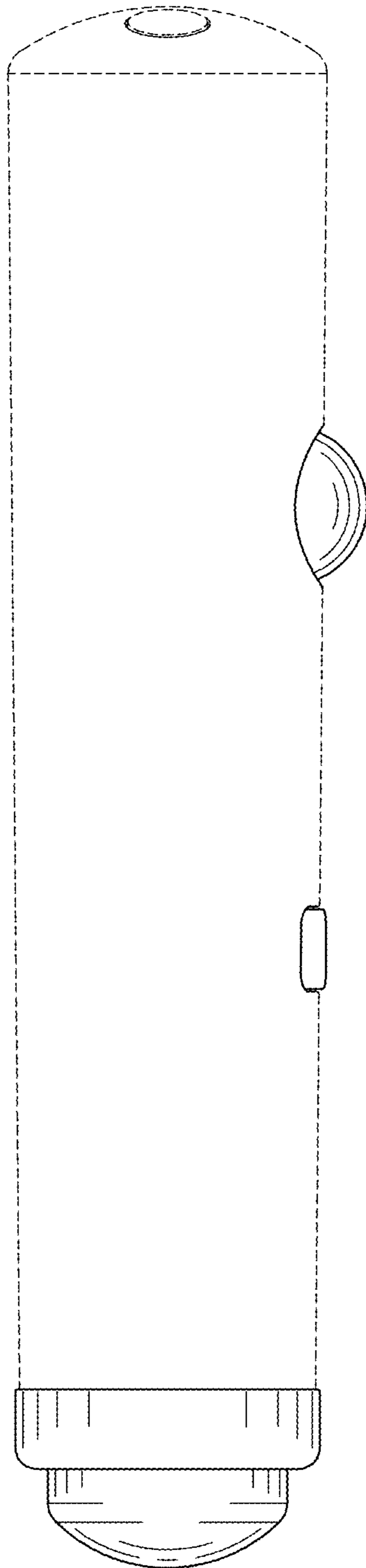


FIG. 4

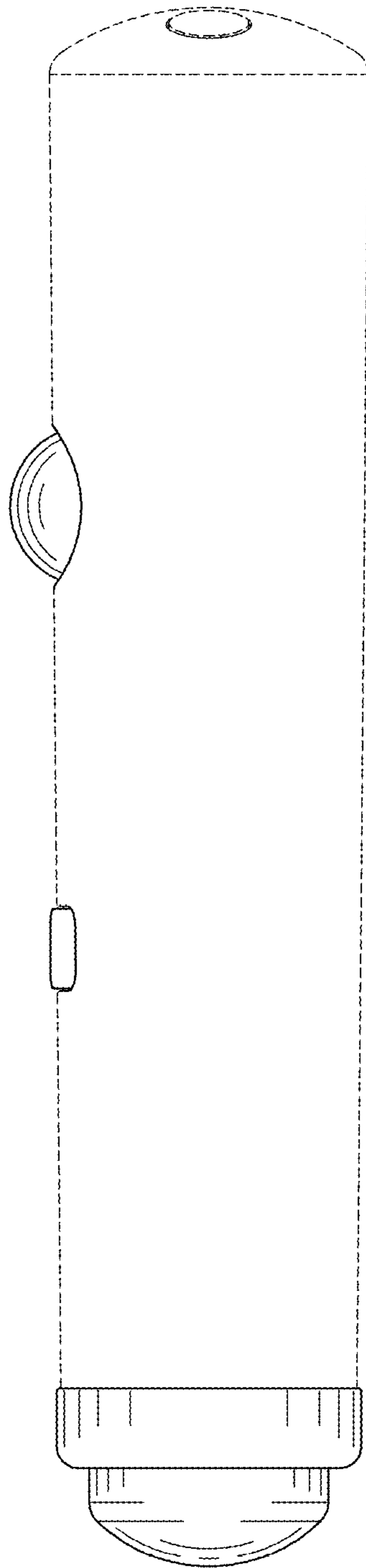


FIG. 5

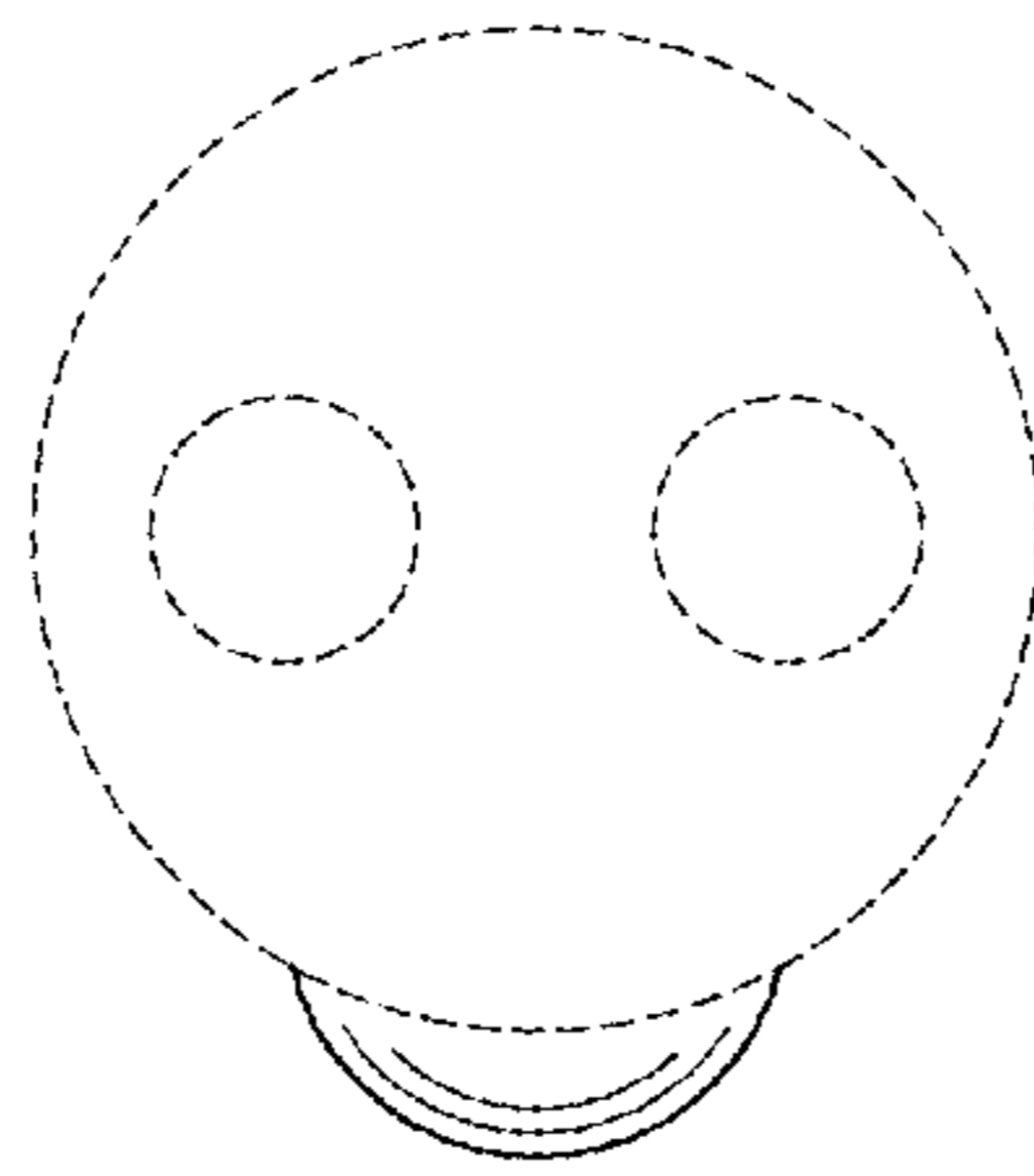


FIG. 6

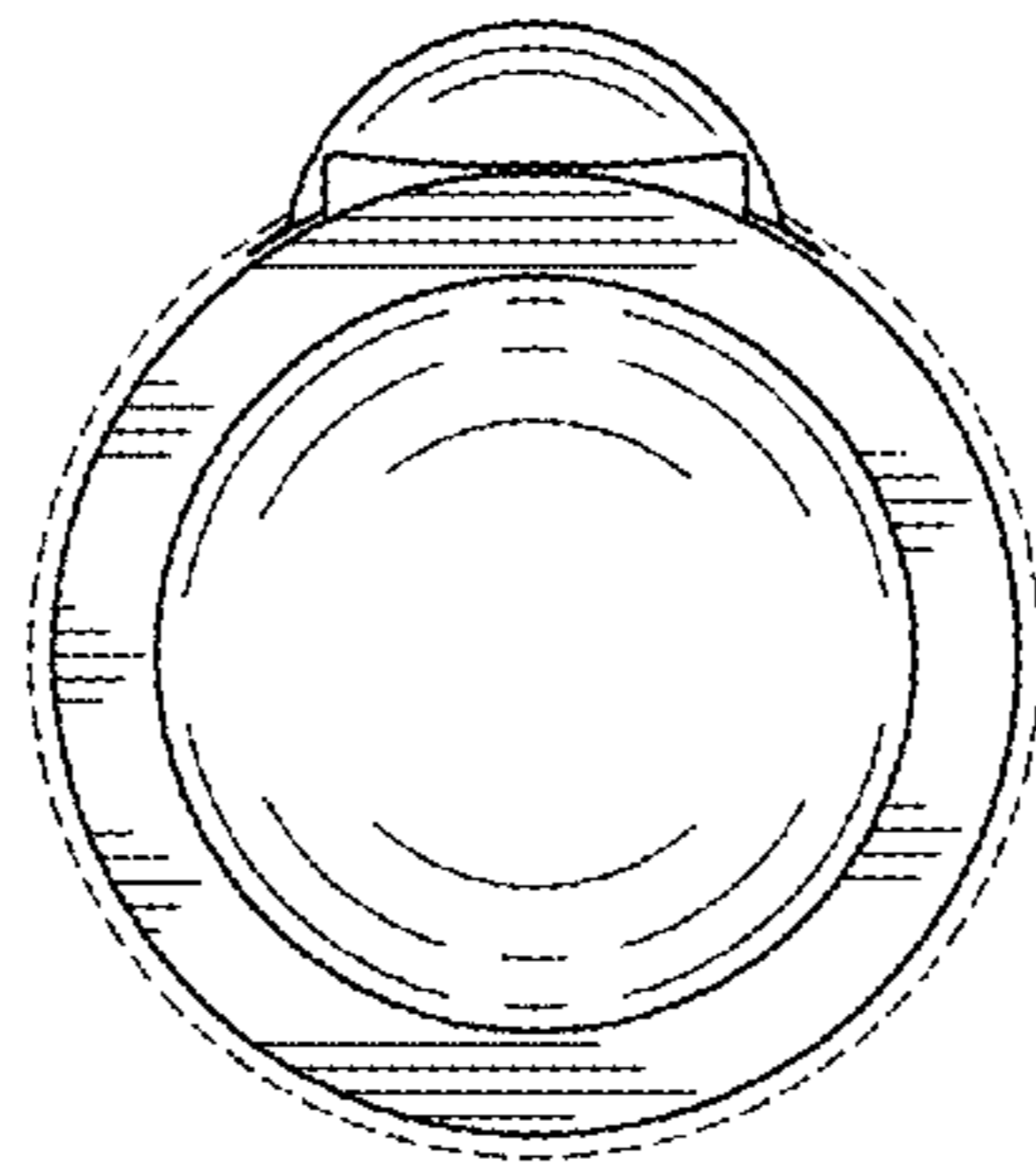


FIG. 7