



US00D776112S

(12) **United States Design Patent** (10) **Patent No.:** **US D776,112 S**
Bae et al. (45) **Date of Patent:** **** Jan. 10, 2017**

(54) **DISPLAY DEVICE**

(56) **References Cited**

(71) Applicant: **SAMSUNG DISPLAY CO., LTD.**,
Yongin-si, Gyeonggi-do (KR)

(72) Inventors: **Jong Sung Bae**, Hwaseong-si (KR);
Mu Gyeom Kim, Hwaseong-si (KR);
Kyoung-Eun Lee, Seoul (KR); **Chang**
Yong Jeong, Yongin-si (KR)

(73) Assignee: **Samsung Display Co., Ltd.**, Yongin-si
(KR)

(**) Term: **15 Years**

(21) Appl. No.: **29/536,533**

(22) Filed: **Aug. 17, 2015**

U.S. PATENT DOCUMENTS

6,742,294 B1 * 6/2004 Fossum A47G 1/0616
40/611.1

D573,417 S * 7/2008 Osbourn D7/641

7,441,357 B2 * 10/2008 Steer G09F 15/0025
40/603

7,456,823 B2 * 11/2008 Poupyrev G06F 3/011
178/18.06

D662,921 S * 7/2012 Clements D14/243

8,502,788 B2 * 8/2013 Cho G06F 1/1626
345/173

D703,213 S * 4/2014 Gifford D14/447

D713,811 S * 9/2014 Isaacs D14/138 AA

8,832,980 B2 * 9/2014 Hill G09F 1/06
40/603

8,929,085 B2 * 1/2015 Franklin G06F 1/1626
361/749

2009/0219247 A1 * 9/2009 Watanabe G06F 1/1615
345/157

2011/0187681 A1 * 8/2011 Kim G06F 1/1652
345/204

2014/0118271 A1 5/2014 Lee et al.

* cited by examiner

Primary Examiner — Freda S Nunn
 (74) *Attorney, Agent, or Firm* — Lewis Roca Rothgerber
 Christie LLP

(30) **Foreign Application Priority Data**

Feb. 17, 2015 (KR) 30-2015-0008886

(51) **LOC (10) Cl.** **14-02**

(52) **U.S. Cl.**
USPC **D14/374**

(58) **Field of Classification Search**
USPC D14/371–375, 125–129, 336, 337,
D14/341, 138; 341/12; 345/104, 156, 168,
345/173; 348/180, 184, 325, 739; 349/1,
349/2, 11, 62; 361/679.05–679.07,
361/679.21; D6/300, 308; D20/10

CPC G06F 1/16; G06F 1/1601; G06F 3/037;
G06F 1/162; G06F 1/1613; G06F 1/1652;
G06F 1/1656; G06F 3/011; F16M 11/02;
F16M 11/10; F16M 11/00; G02F
1/133308; G02F 1/133305; G09G
2340/0464; G09G 2320/0238; H05K
5/0017; H05K 5/0217; H05K
1/028; G09F 15/0025

See application file for complete search history.

(57) **CLAIM**

The ornamental design for a display device, as shown and described.

DESCRIPTION

FIG. 1 is a perspective view of a display device;
 FIG. 2 is a front view thereof;
 FIG. 3 is a rear view thereof;
 FIG. 4 is a left-side view thereof;
 FIG. 5 is a right-side view thereof;
 FIG. 6 is a top view thereof; and,
 FIG. 7 is a bottom view thereof.

1 Claim, 6 Drawing Sheets

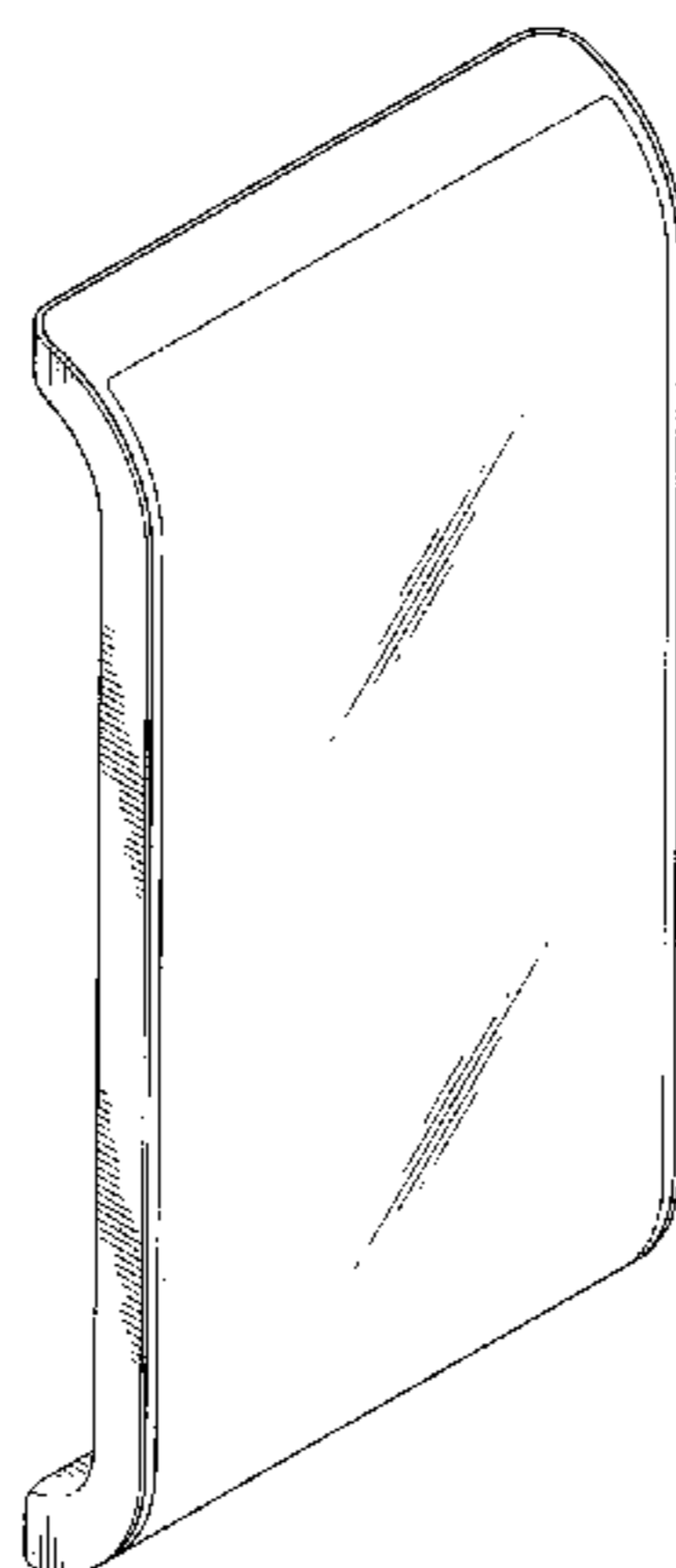


FIG. 1

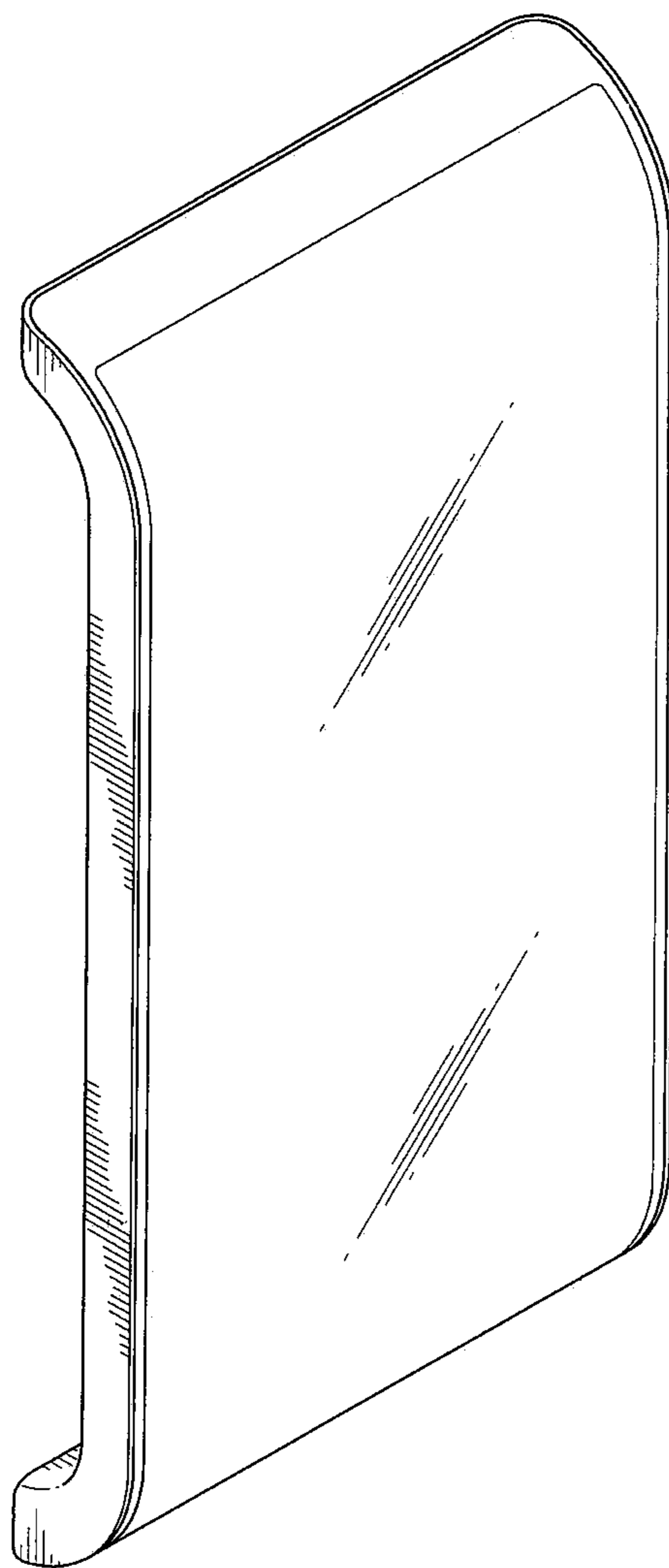


FIG. 2

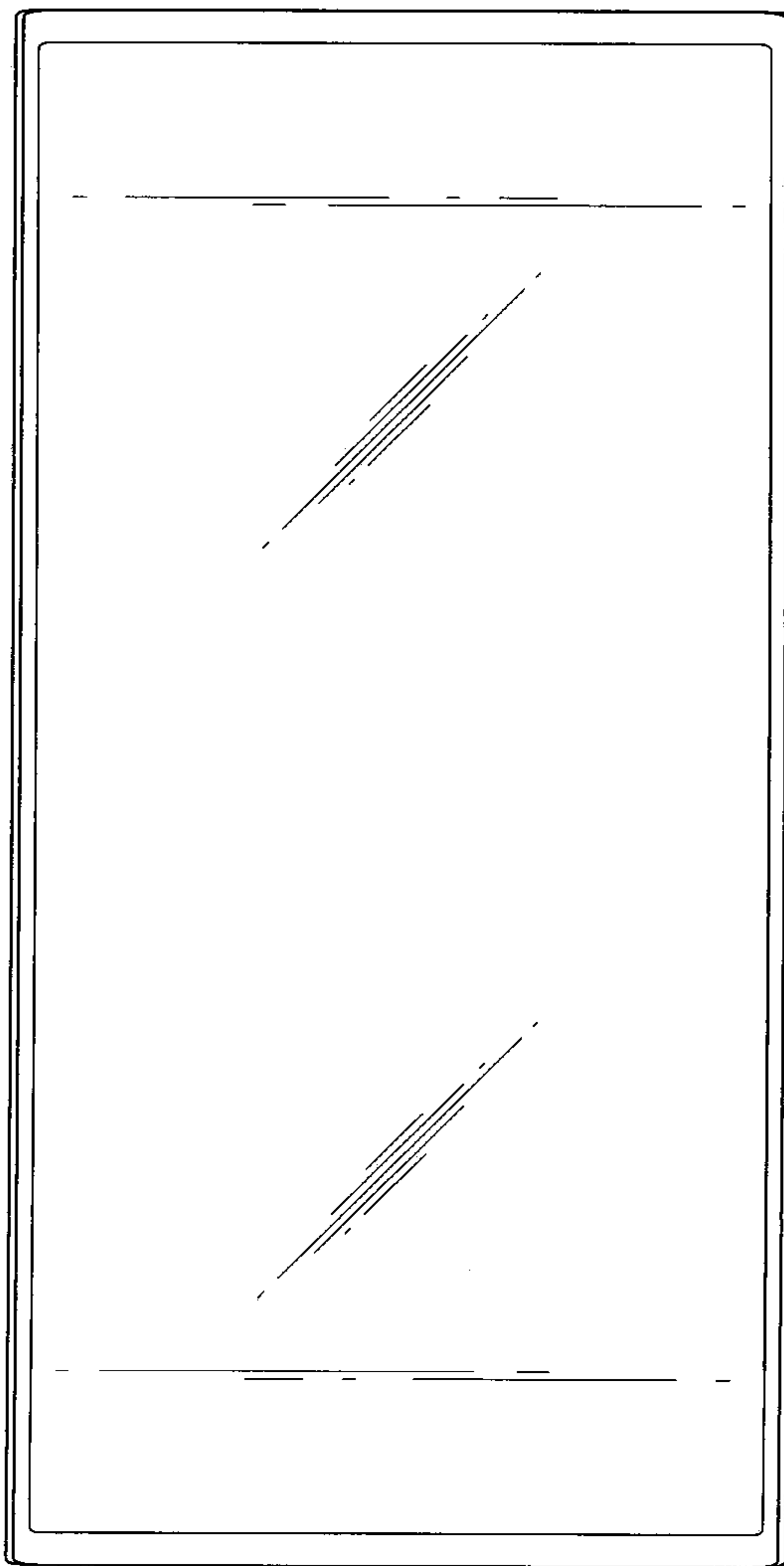


FIG. 3




FIG. 4




FIG. 5




FIG. 6




FIG. 7

