



US00D776103S

(12) **United States Design Patent**
Niemikorpi et al.

(10) **Patent No.:** **US D776,103 S**
(45) **Date of Patent:** **** Jan. 10, 2017**

(54) **COVER FOR MOBILE COMMUNICATIONS DEVICE**

(71) Applicant: **Sonic Force Oy**, Oulu (FI)
(72) Inventors: **Jyri Niemikorpi**, Oulunsalo (FI); **Anssi Mustonen**, Helsinki (FI); **Petteri Luukkanen**, Tuusula (FI)
(73) Assignee: **SONIC FORCE OY**, Oulu (FI)

(**) Term: **15 Years**

(21) Appl. No.: **29/531,565**

(22) Filed: **Jun. 26, 2015**

(30) **Foreign Application Priority Data**

Dec. 30, 2014 (EM) 002607036-0001

(51) **LOC (10) Cl.** **14-03**

(52) **U.S. Cl.**
USPC **D14/250**

(58) **Field of Classification Search**
USPC D14/238.1, 440, 203.3-203.7, 217, 240, D14/248, 251-253, 447, 496, 250; D3/201, 218, 247, 269, 273, 301, 303; D13/103, 107-108, 119
CPC . H04B 1/3888; H04M 1/0283; H04M 1/0202; A45C 1/06; A45C 2011/002; A45C 11/00; A45C 13/02; A45F 2005/026; A45F 2200/0525; A45F 2200/0516
See application file for complete search history.

(56) **References Cited**

U.S. PATENT DOCUMENTS

D646,264 S * 10/2011 Dong D14/250
8,256,568 B2 * 9/2012 Lin H04B 1/3888
181/176
D674,792 S * 1/2013 Magness D14/250
D681,622 S * 5/2013 Melanson D14/250

D685,358 S * 7/2013 Armstrong D14/250
D685,360 S * 7/2013 Chen D14/250
D721,359 S * 1/2015 Kim D14/250
8,978,883 B2 * 3/2015 Gandhi A45C 11/00
206/320
D728,551 S * 5/2015 Saeki D14/250
9,027,701 B2 * 5/2015 Center H04R 1/02
181/202
D741,845 S * 10/2015 Kim D14/250
9,232,030 B2 * 1/2016 Freshman H04M 1/0202
9,258,397 B2 * 2/2016 Lee H04M 1/035
2011/0132999 A1 * 6/2011 Wu A61L 9/14
239/289

(Continued)

OTHER PUBLICATIONS

Review of Sonic Force LoudBy Sound Case, posted on Aug. 11, 2015, URL: <<http://butterfly.vc/blog/2015/08/11/case-sonic-force/>>, retrieved from internet on Aug. 16, 2016.*

Primary Examiner — Carla Jobe Wright

(74) *Attorney, Agent, or Firm* — Hoffmann & Baron, LLP

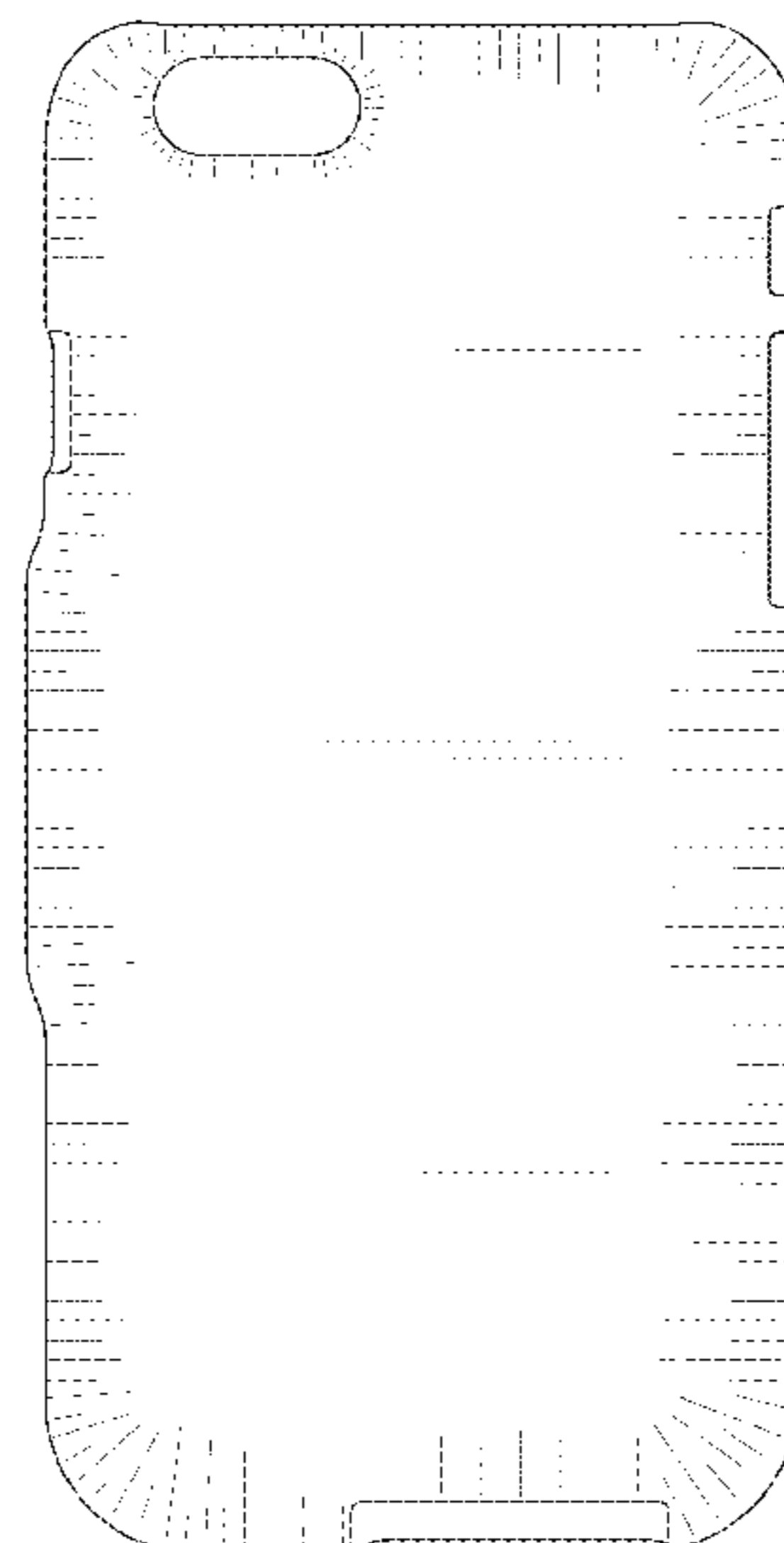
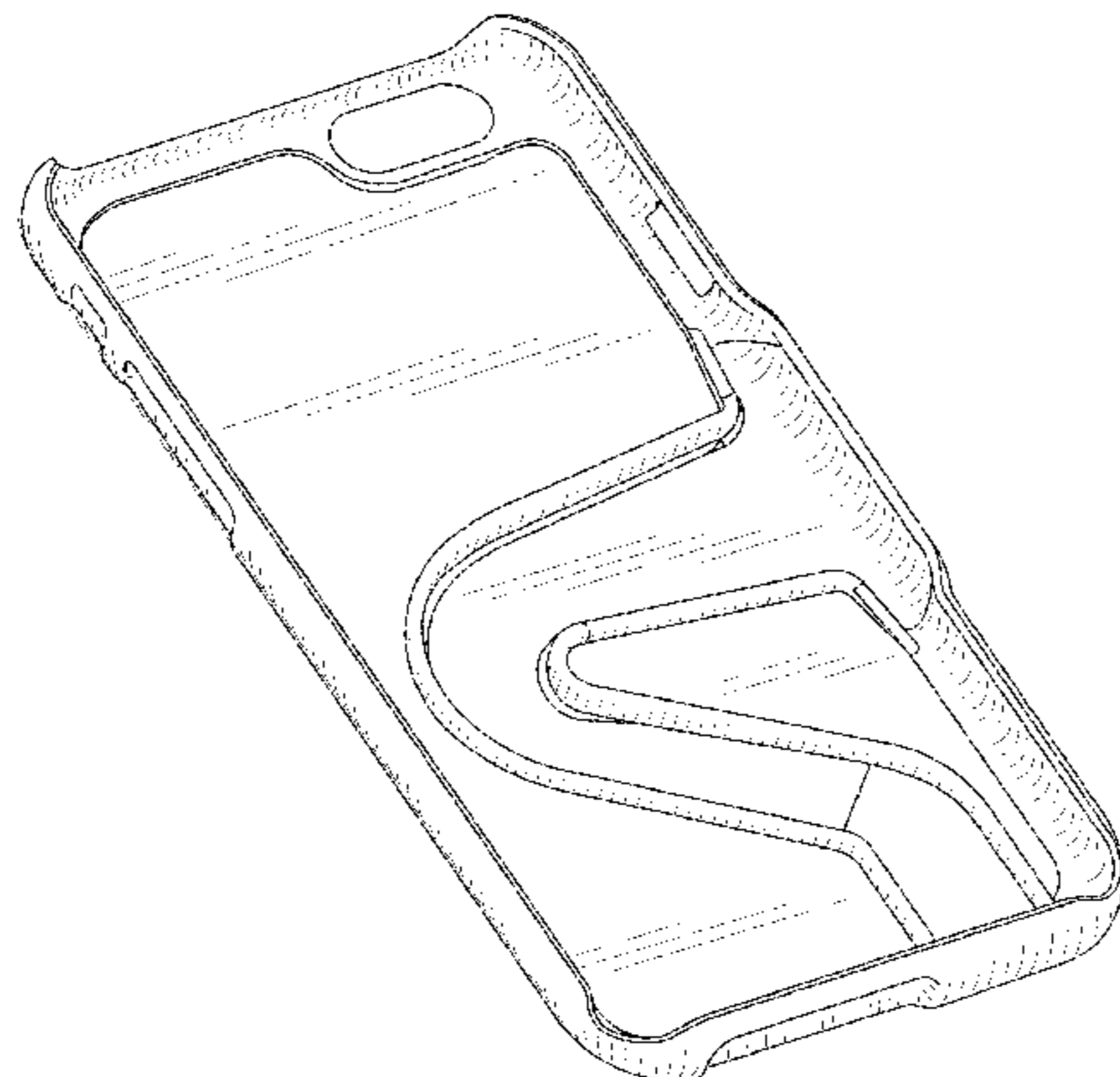
(57) **CLAIM**

The ornamental design for a cover for mobile communications device, as shown and described.

DESCRIPTION

FIG. 1 is a front, left, and bottom isometric view of a cover for mobile communications device showing our new design; FIG. 2 is a front view of the cover for mobile communications device; FIG. 3 is a rear view of the cover for mobile communications device; FIG. 4 is a front and right isometric view of the cover for mobile communications device; FIG. 5 is a front, left, and top view of the cover for mobile communications device; and, FIG. 6 is a front and bottom isometric view of the cover for mobile communications device.

1 Claim, 6 Drawing Sheets



(56)

References Cited

U.S. PATENT DOCUMENTS

2012/0027237 A1* 2/2012 Lin H04R 1/02
381/340
2012/0294469 A1* 11/2012 Weaver, III H04R 1/2857
381/334
2015/0097009 A1* 4/2015 Burgess A45C 11/00
224/191
2015/0180527 A1* 6/2015 Fathollahi H04B 1/3888
455/575.8

* cited by examiner

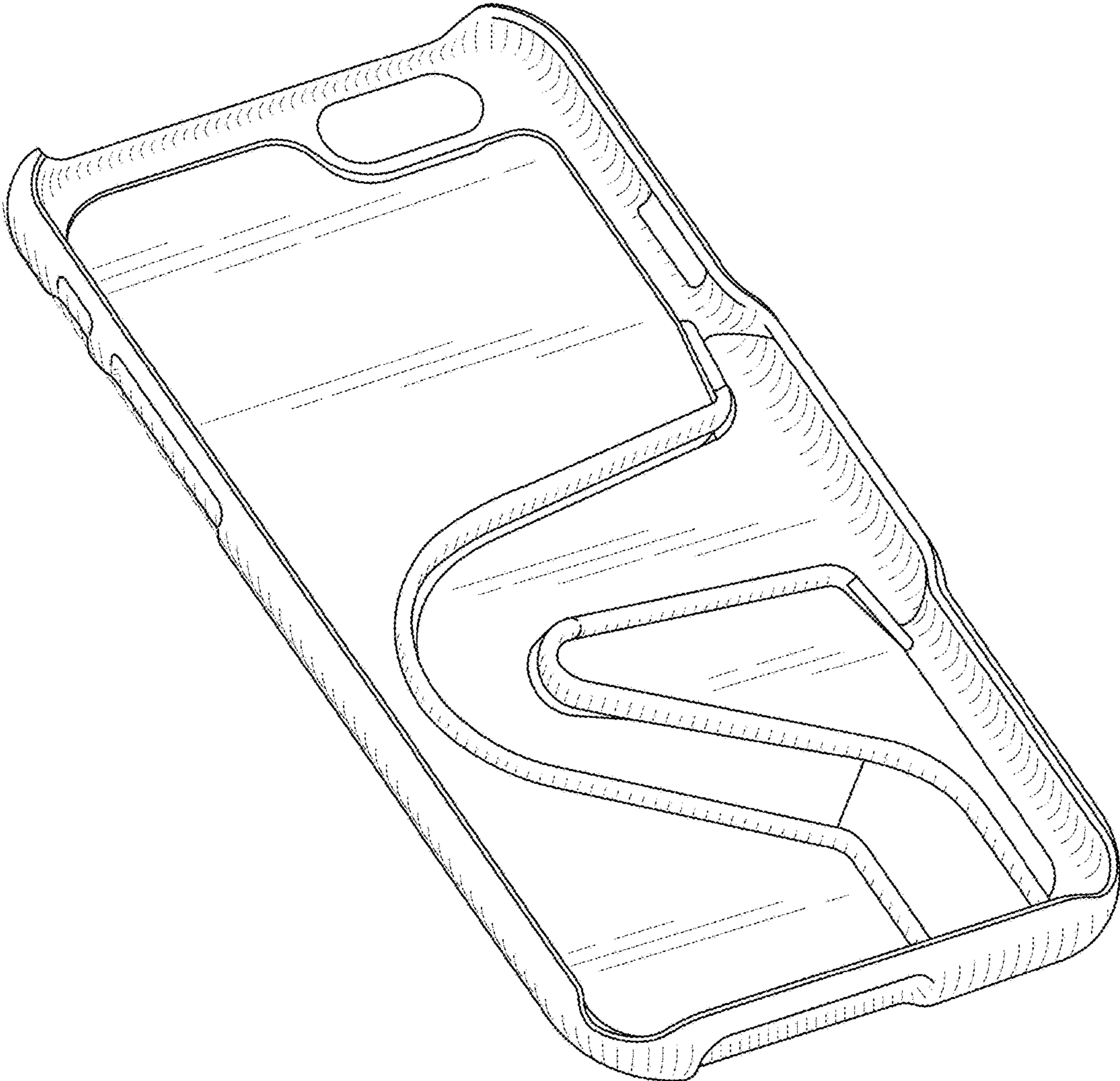


FIG. 1

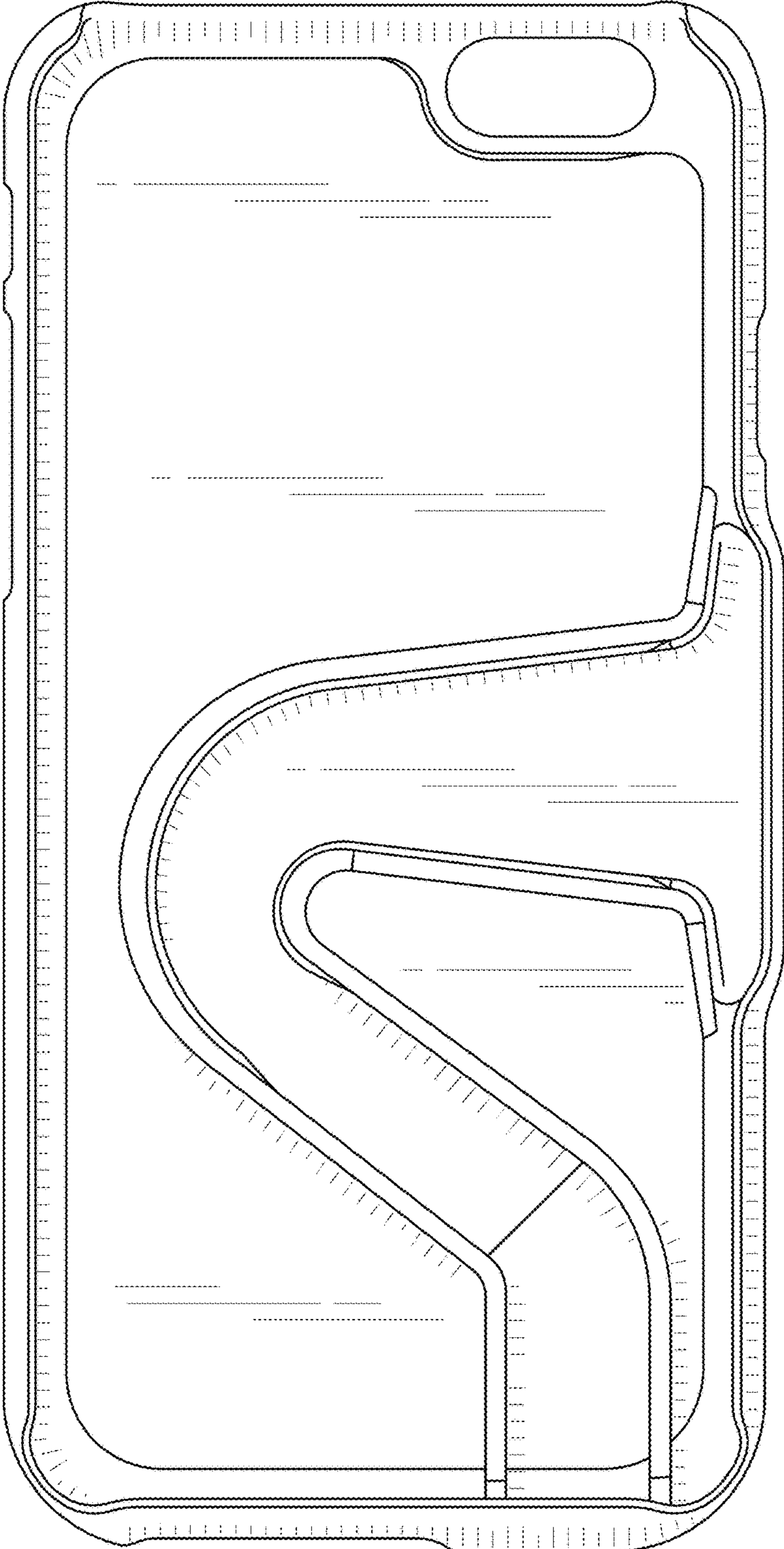


FIG. 2




FIG. 3

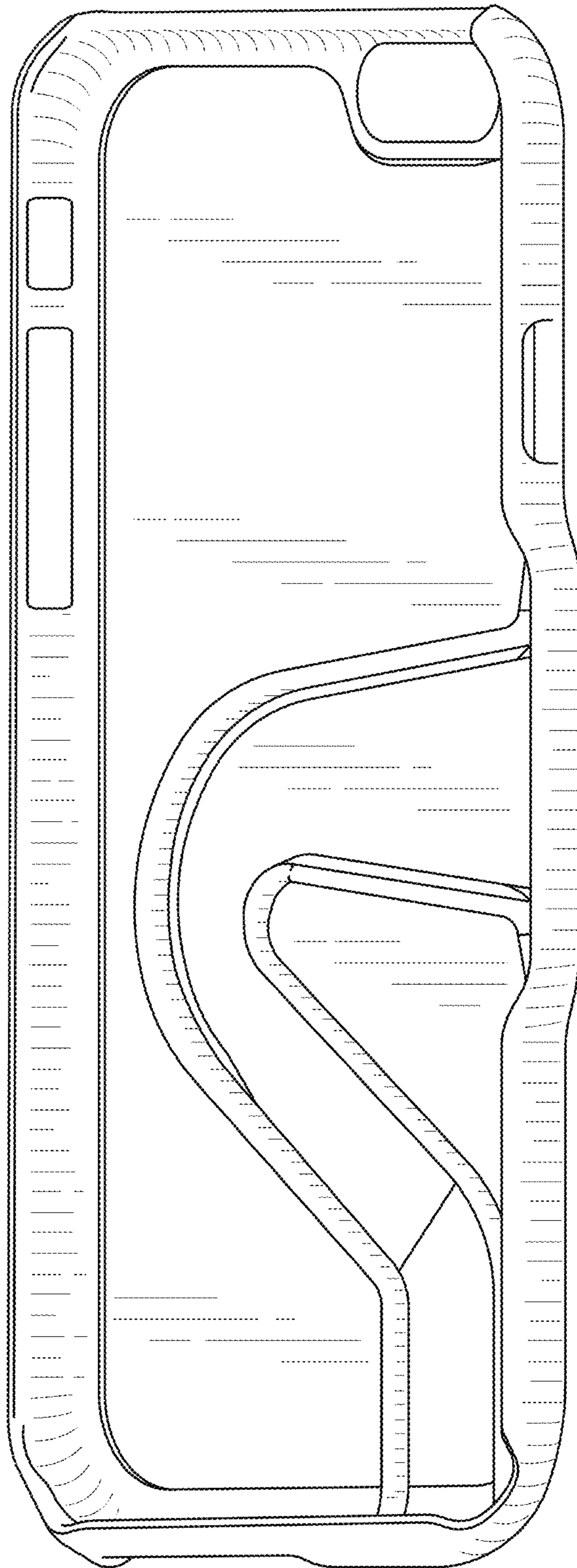


FIG. 4

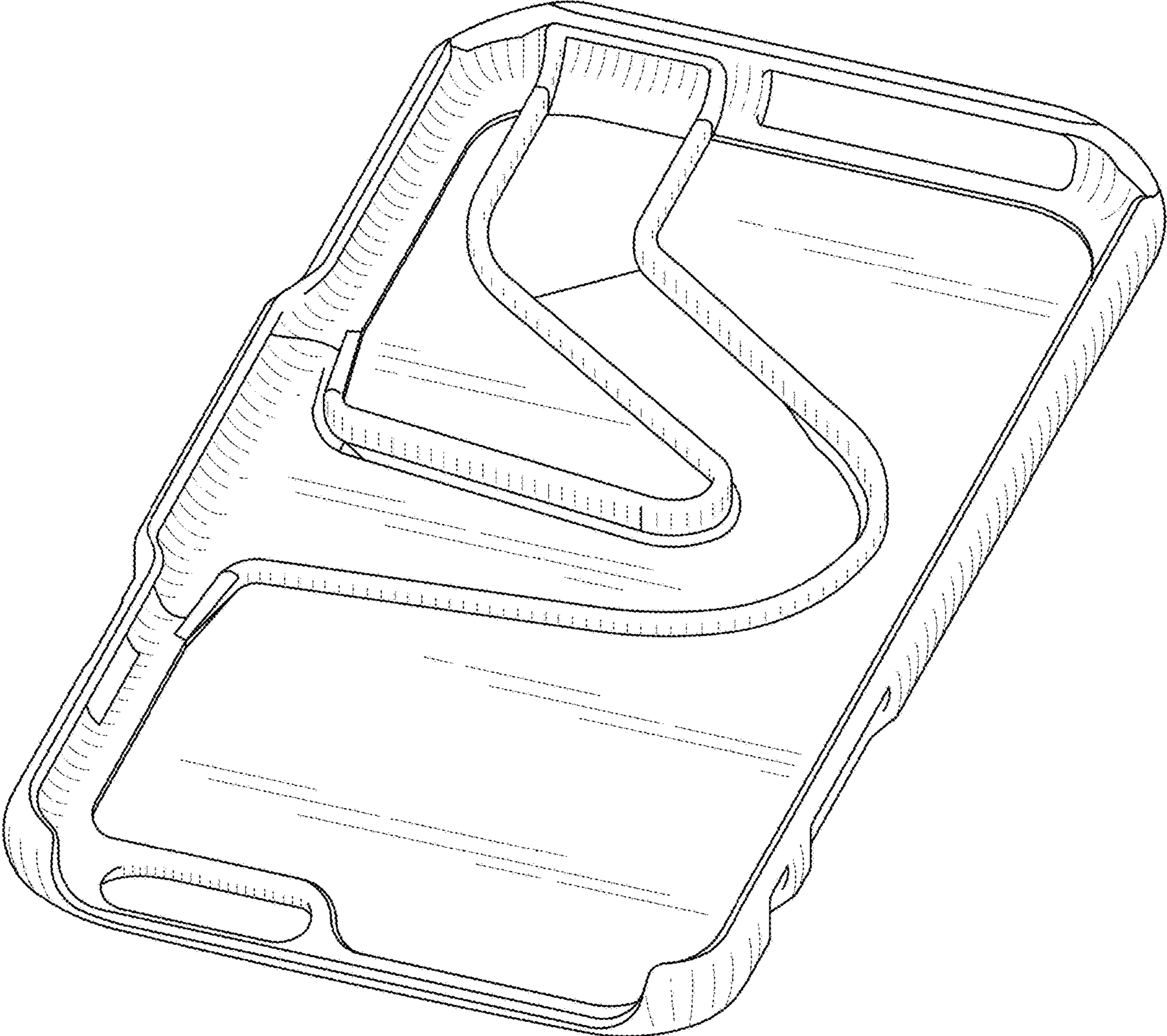


FIG. 5

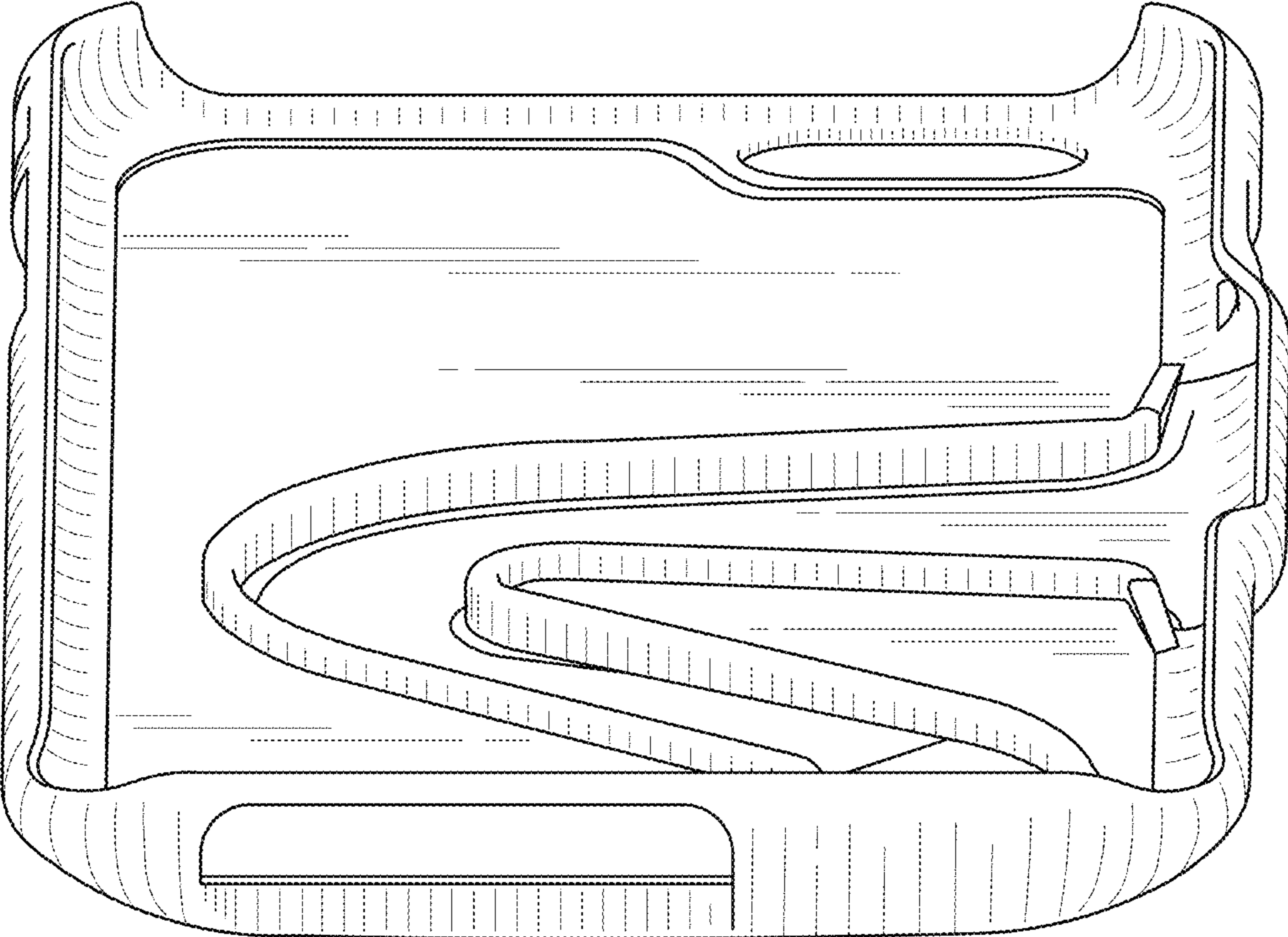


FIG. 6