



US00D776096S

(12) **United States Design Patent**
Kim et al.

(10) **Patent No.: US D776,096 S**
(45) **Date of Patent: ** Jan. 10, 2017**

- (54) **ELECTRONIC DEVICE**
- (71) Applicant: **Samsung Electronics Co., Ltd.**,
Suwon-si (KR)
- (72) Inventors: **Nam-Su Kim**, Seoul (KR); **Do-Hyung Ha**, Gwangmyeong-si (KR); **Sae-Hee Lee**, Incheon (KR); **Hyun-Sook Kim**, Seoul (KR)
- (73) Assignee: **Samsung Electronics Co., Ltd.**,
Suwon-si (KR)
- (**) Term: **14 Years**
- (21) Appl. No.: **29/503,987**
- (22) Filed: **Oct. 1, 2014**
- (51) **LOC (10) Cl.** **14-03**
- (52) **U.S. Cl.**
USPC **D14/248**; D14/345
- (58) **Field of Classification Search**
USPC D10/65; D14/138 AA, 138 AB, 138 AD,
D14/138 G, 138 R, 341, 203.7, 248, 496,
D14/344, 345; 361/679.27
CPC G06F 1/1652; G06F 1/1616; G06F 1/1618;
G06F 1/1624; H04M 1/0222; H04M
1/0254; H04M 1/0256
See application file for complete search history.

(56) **References Cited**

U.S. PATENT DOCUMENTS

D435,550 S *	12/2000	Chu	D14/345
D588,126 S *	3/2009	Chiang	D14/345
D626,124 S *	10/2010	Chyan	D14/341
D649,966 S *	12/2011	Chiu	D14/341
8,730,667 B2 *	5/2014	Kaneko	A45C 11/00 206/320
D706,301 S *	6/2014	Akana	D14/341
D716,253 S *	10/2014	Lee	D14/138 AB
D716,751 S *	11/2014	Lee	D14/138 AB
D719,540 S *	12/2014	Lee	D14/138 AB
D719,541 S *	12/2014	Lee	D14/138 AB

8,971,032 B2 * 3/2015 Griffin G06F 1/1616
345/156
D726,674 S * 4/2015 Lee D14/138 G
D742,873 S * 11/2015 Ahn D14/341
(Continued)

OTHER PUBLICATIONS

Samsung, Flexible OLED Display Phone, as posted at PhoneArena [online], posting date not available [site visited Jul. 28, 2016] Available from the Internet, <URL: http://www.phonearena.com/news/Samsung-and-LG-both-racing-to-out-a-foldable-phone_id74741>.*

(Continued)

Primary Examiner — Jeffrey D Asch
Assistant Examiner — Rebekah A Caruso
(74) *Attorney, Agent, or Firm* — NSIP Law

(57) **CLAIM**

We claim the ornamental design for an electronic device, as shown and described.

DESCRIPTION

FIG. 1 is a front perspective view of an electronic device, showing our new design;
FIG. 2 is a front view thereof;
FIG. 3 is a rear view thereof;
FIG. 4 is a left-side view thereof;
FIG. 5 is a right-side view thereof;
FIG. 6 is a top view thereof; and,
FIG. 7 is a bottom view thereof.
The broken line circle at the bottom that is immediately adjacent to the shaded areas and defines an unshaded region represents the bounds of the claim. All other broken lines, which occur outside the boundaries of the claim, are directed to environment. The broken lines form no part of the claimed design. The dot-dash broken lines in the figures represent an unclaimed boundary line and form no part of the claimed design.

1 Claim, 5 Drawing Sheets

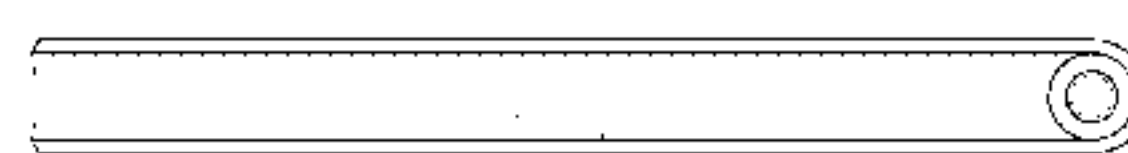



FIG.1




FIG.2




FIG.3




FIG.4




FIG.5




FIG.6




FIG.7

