



US00D776094S

(12) **United States Design Patent** (10) **Patent No.:** **US D776,094 S**
Bender et al. (45) **Date of Patent:** **** Jan. 10, 2017**

(54) **VIDEO CONFERENCE PANEL LIGHTING FASCIA**

(71) Applicant: **Cisco Technology, Inc.**, San Jose, CA (US)

(72) Inventors: **Shawn E. Bender**, Campbell, CA (US); **Otto N. Williams**, Berkeley, CA (US); **Stephen L. Ijams**, San Jose, CA (US); **Damon Covell Campbell**, Pacific Grove, CA (US); **Soumya Lingupanda**, San Jose, CA (US); **Torence Lu**, Fremont, CA (US)

(73) Assignee: **Cisco Technology, Inc.**, San Jose, CA (US)

(**) Term: **15 Years**

(21) Appl. No.: **29/527,247**

(22) Filed: **May 18, 2015**

(51) **LOC (10) Cl.** **14-03**

(52) **U.S. Cl.**
USPC **D14/239**

(58) **Field of Classification Search**
USPC D14/125-134, 239, 371, 136, 374-377, D14/440, 450, 448, 336, 342, 159; 312/7.2; 348/836, 838, 180, 184, 325, 348/739; 248/917-924, 465; 345/104, 345/133, 156, 168, 87, 173; D21/329, D21/515, 577, 622, 333, 433, 448, 452, D21/450, 331, 505; D10/15, 26; 446/484, 446/175, 356; D6/477, 479, 300
CPC G06F 1/1601; G06F 1/1643; H05K 5/0004; H05K 5/0017; H05K 5/02; H05K 5/0217
See application file for complete search history.

(56) **References Cited**

U.S. PATENT DOCUMENTS

3,909,525 A 9/1975 Fagan
D340,229 S 10/1993 Drabczyk et al.

D448,024 S 9/2001 Kim
D558,270 S 12/2007 Beno
D562,811 S * 2/2008 Asanuma D14/239
D579,888 S 11/2008 Lunde et al.
D581,380 S 11/2008 Derocher et al.
D583,781 S 12/2008 Derocher et al.

(Continued)

FOREIGN PATENT DOCUMENTS

CN ZL201230465124.9 7/2013
CN ZL201230475295.X 7/2013

(Continued)

Primary Examiner — Randall Gholson

(74) *Attorney, Agent, or Firm* — Edell, Shapiro & Finnan, LLC

(57) **CLAIM**

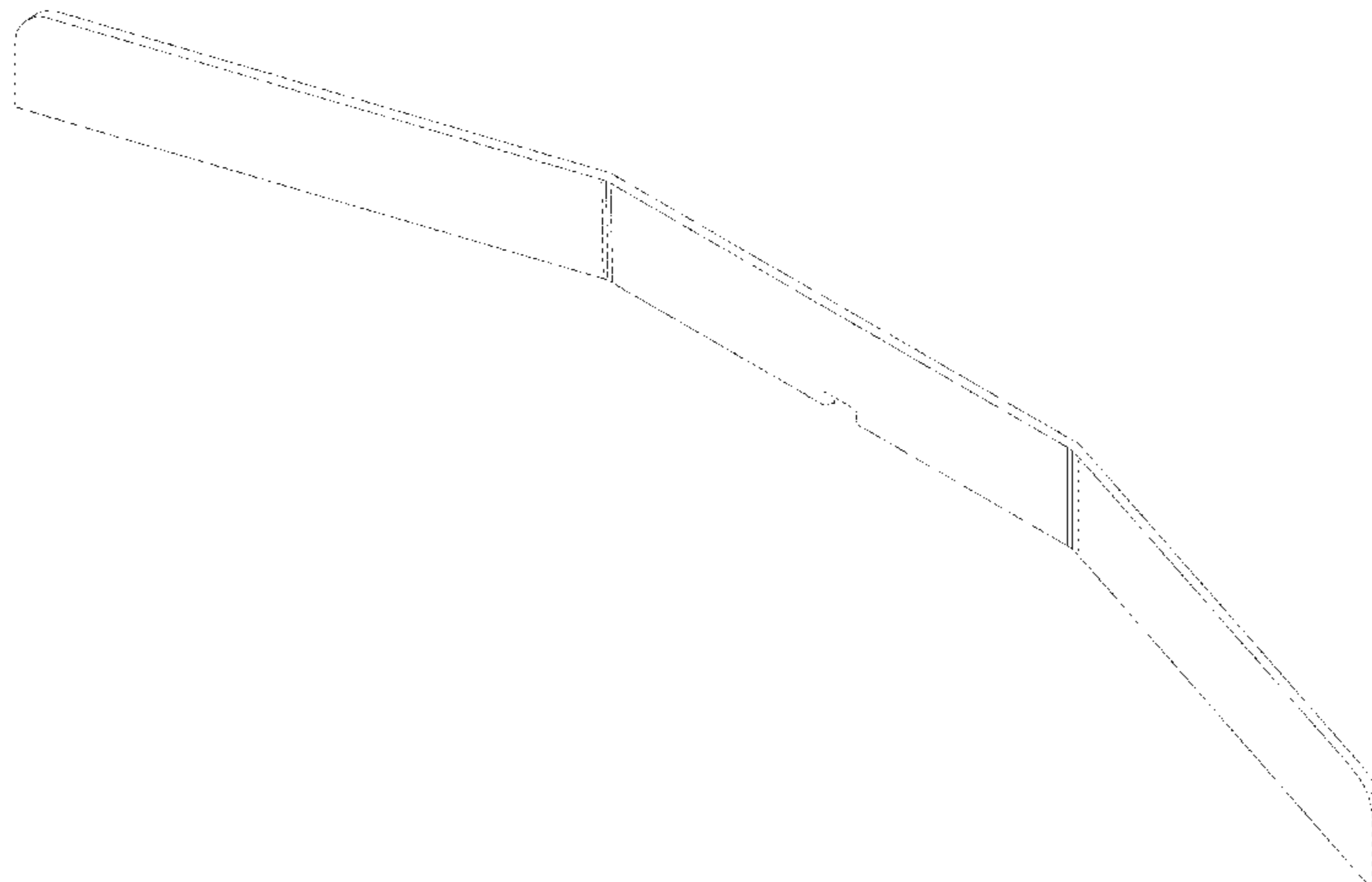
The ornamental design for a video conference panel lighting fascia, as shown and described.

DESCRIPTION

FIG. 1 is a front perspective view of a video conference panel lighting fascia;
FIG. 2 is a front elevation view of the video conference panel lighting fascia of FIG. 1;
FIG. 3 is a rear elevation view of the video conference panel lighting fascia of FIG. 1;
FIG. 4 is a top plan view of the video conference panel lighting fascia of FIG. 1;
FIG. 5 is a bottom plan view of the video conference panel lighting fascia of FIG. 1;
FIG. 6 is a first side elevation view of the video conference panel lighting fascia of FIG. 1;
FIG. 7 is a second side elevation view the video conference panel lighting fascia of FIG. 1; and,
FIG. 8 is a front perspective view of the video conference panel lighting fascia of FIG. 1 incorporated into a video conference panel.

In the drawings, the broken lines depict environmental subject matter only and form no part of the claimed design.

1 Claim, 5 Drawing Sheets



(56)

References Cited

U.S. PATENT DOCUMENTS

D585,857 S * 2/2009 Monson D14/126
 D589,958 S * 4/2009 Han D14/373
 D593,977 S 6/2009 Derocher et al.
 D610,105 S 2/2010 Graham et al.
 7,679,639 B2 3/2010 Harrell et al.
 D613,260 S 4/2010 Derocher et al.
 D616,403 S 5/2010 Roed et al.
 7,710,448 B2 5/2010 De Beer et al.
 D618,644 S * 6/2010 Graham D14/127
 D623,619 S 9/2010 Roed et al.
 D623,621 S 9/2010 Roed et al.
 D624,514 S 9/2010 Roed et al.
 D626,102 S 10/2010 Buzzard et al.
 D626,103 S 10/2010 Buzzard et al.
 D628,175 S 11/2010 Desai et al.
 D628,968 S 12/2010 Desai et al.
 D632,008 S 2/2011 Kim et al.
 D634,745 S 3/2011 Park et al.

D649,951 S 12/2011 Roed et al.
 8,102,331 B1 1/2012 Moscovitch
 D663,707 S 7/2012 Derocher et al.
 D671,085 S 11/2012 Derocher et al.
 D679,707 S * 4/2013 Aarrestad D14/127
 8,500,293 B2 8/2013 Sutton et al.
 8,659,639 B2 2/2014 Baldino et al.
 D708,158 S * 7/2014 Minyard D14/127
 D720,710 S * 1/2015 Aarrestad D14/127
 8,947,493 B2 * 2/2015 Lian H04N 7/15
 348/14.08

2012/0243200 A1 9/2012 Sutton et al.

FOREIGN PATENT DOCUMENTS

CN ZL201230465123.4 11/2013
 EP 1345169-0002 9/2012
 EP 1345169-0003 9/2012
 EP 1345169-0004 9/2012
 EP 1345169-0005 9/2012

* cited by examiner

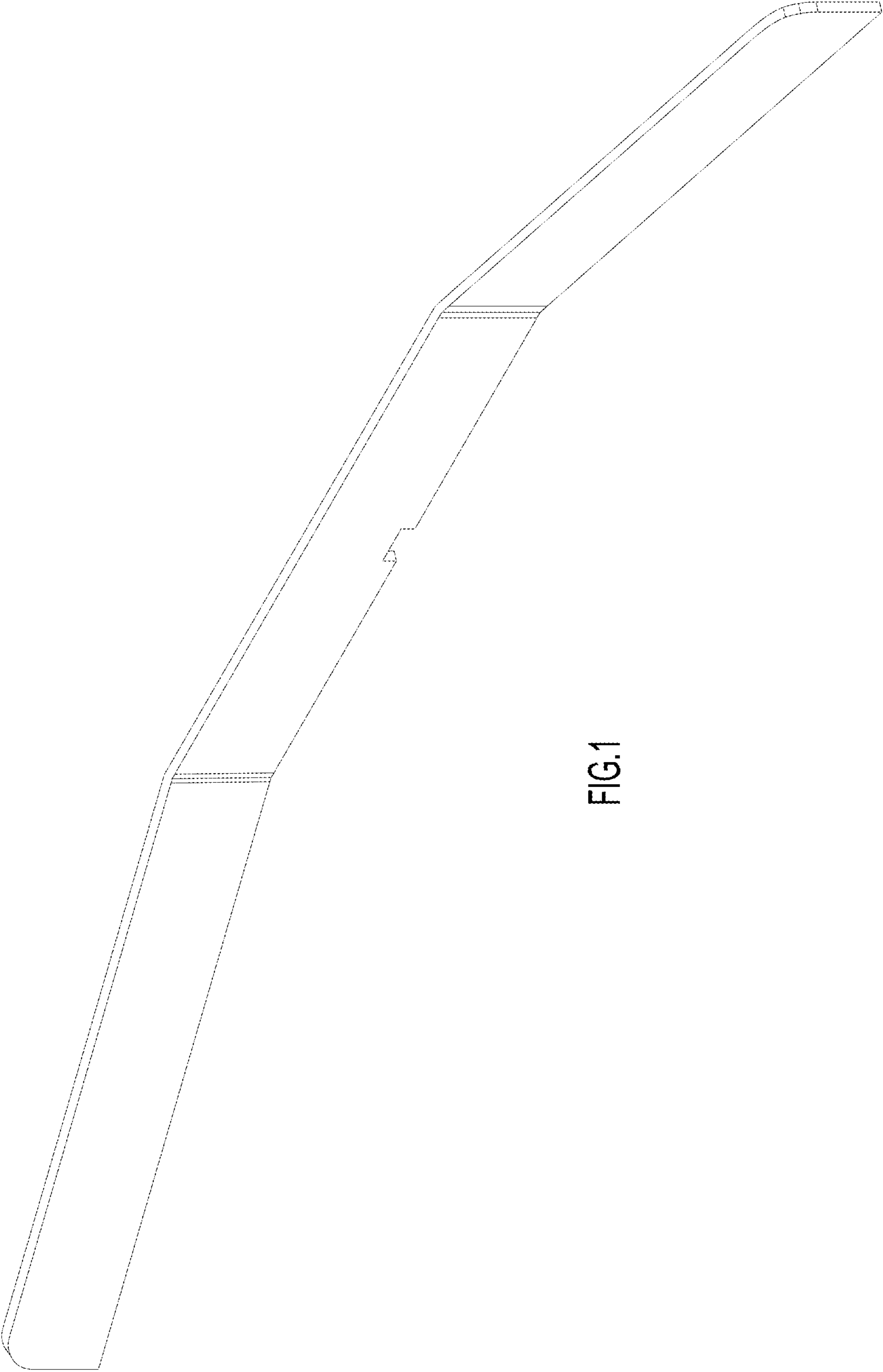


FIG.1

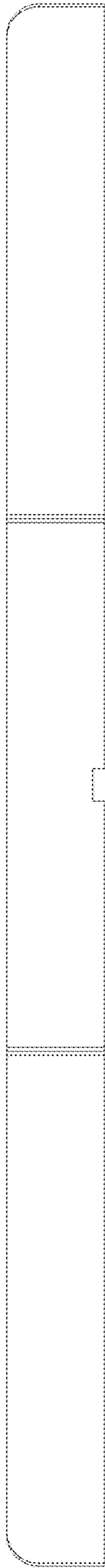


FIG. 2

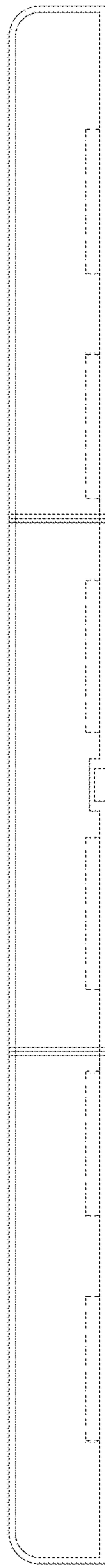


FIG. 3

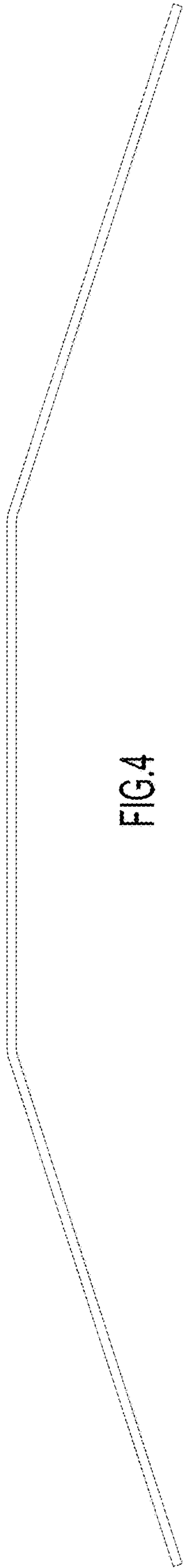


FIG.4

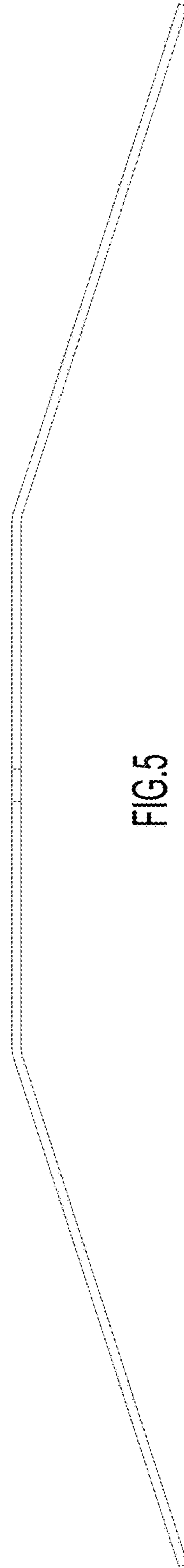


FIG.5




FIG. 6

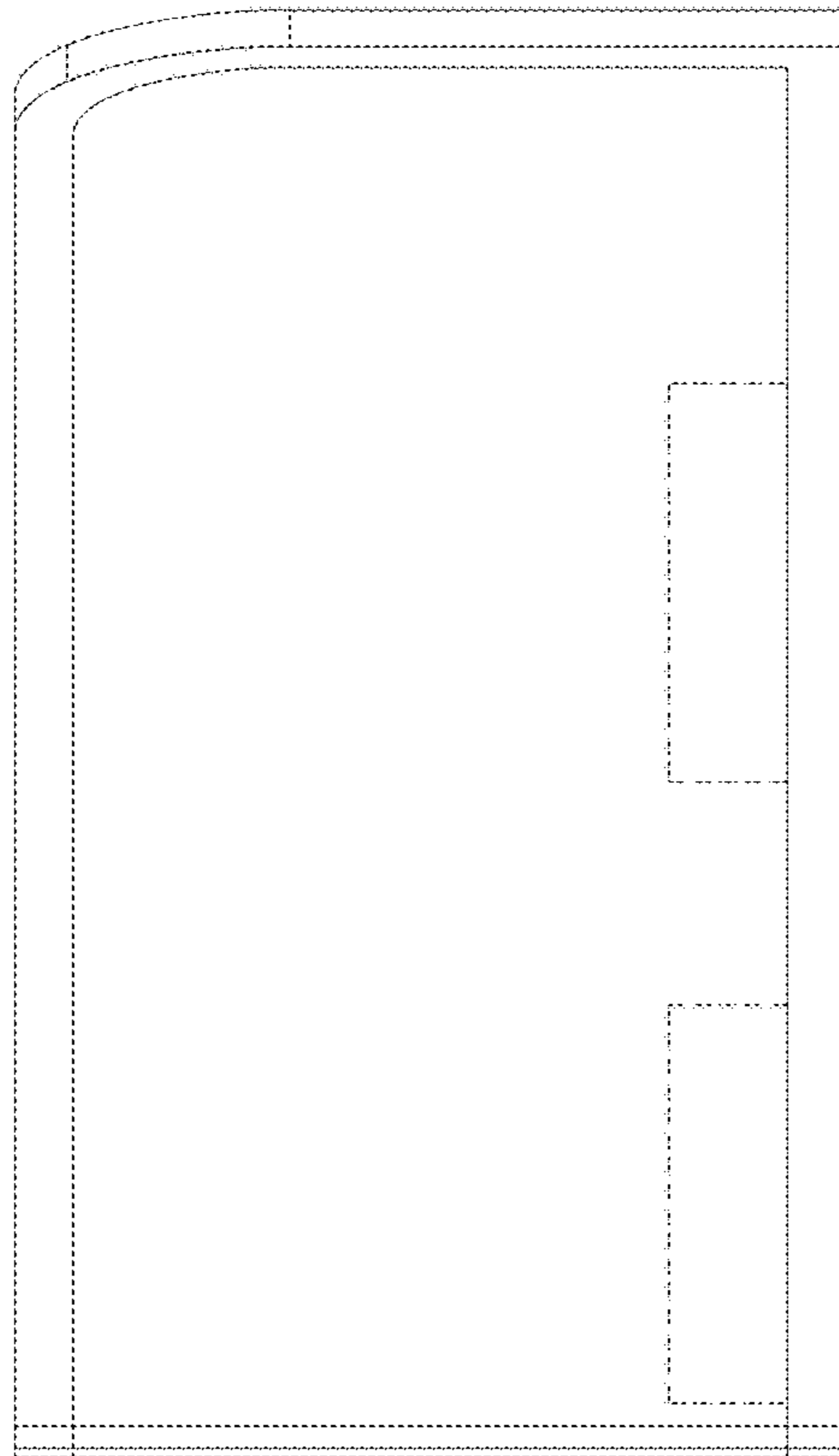


FIG. 7

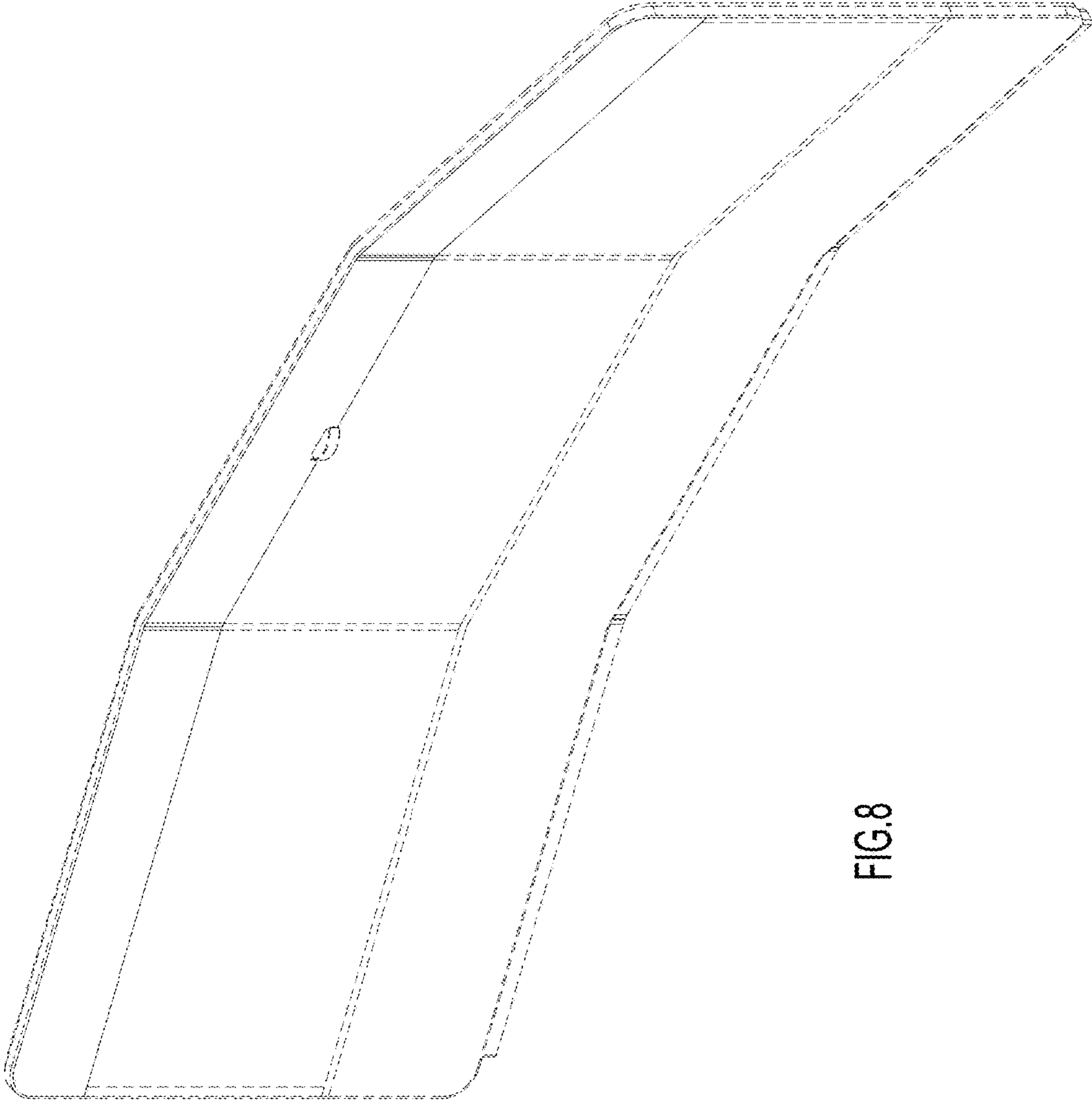


FIG.8