



US00D776056S

(12) **United States Design Patent**  
**Block et al.**

(10) **Patent No.:** **US D776,056 S**  
(45) **Date of Patent:** **\*\* Jan. 10, 2017**

- (54) **POWER CHARGING STATION INSIDE A DECORATIVE CASE**
- (71) Applicants: **Jeffrey James Block**, San Francisco, CA (US); **Kristina L Smith**, San Francisco, CA (US)
- (72) Inventors: **Jeffrey James Block**, San Francisco, CA (US); **Kristina L Smith**, San Francisco, CA (US)
- (\*\*) Term: **15 Years**
- (21) Appl. No.: **29/505,798**
- (22) Filed: **Feb. 16, 2016**
- (51) **LOC (10) Cl.** ..... **13-03**
- (52) **U.S. Cl.**  
USPC ..... **D13/137.2**
- (58) **Field of Classification Search**  
USPC ... D13/139.6, 123, 108, 110, 152; D24/186; 320/114, 111  
CPC ..... A45F 5/00; H02J 7/0042  
See application file for complete search history.

- D718,715 S \* 12/2014 Si ..... D13/110
- D719,093 S \* 12/2014 Levy ..... D13/108
- D731,430 S \* 6/2015 Segnit ..... D13/137.2
- D734,253 S \* 7/2015 Tinaphong ..... D13/108
- D742,315 S \* 11/2015 Dang ..... D13/110
- D746,228 S \* 12/2015 Medley ..... D13/110
- D751,038 S \* 3/2016 Lin ..... D13/137.2
- D753,063 S \* 4/2016 Gelonese ..... D13/137.2

\* cited by examiner

*Primary Examiner* — Rhea Shields

(57) **CLAIM**

The ornamental design for a power charging station with decorative case, as shown and described.

**DESCRIPTION**

A portion of the disclosure of this patent document contains material to which a claim for copyright is made. The copyright owner has no objection to the facsimile reproduction by anyone of the patent document or the patent disclosure, as it appears in the Patent and Trademark Office patent file or records, but reserves all other copyright rights whatsoever.

FIG. 1 is a top front perspective view of a power charging station with decorative case according to a first embodiment of my new design;

FIG. 2 is a top back perspective view thereof;

FIG. 3 is a top view thereof;

FIG. 4 is a bottom view thereof;

FIG. 5 is a side view thereof;

FIG. 6 is a back view thereof; and,

FIG. 7 is a front view thereof.

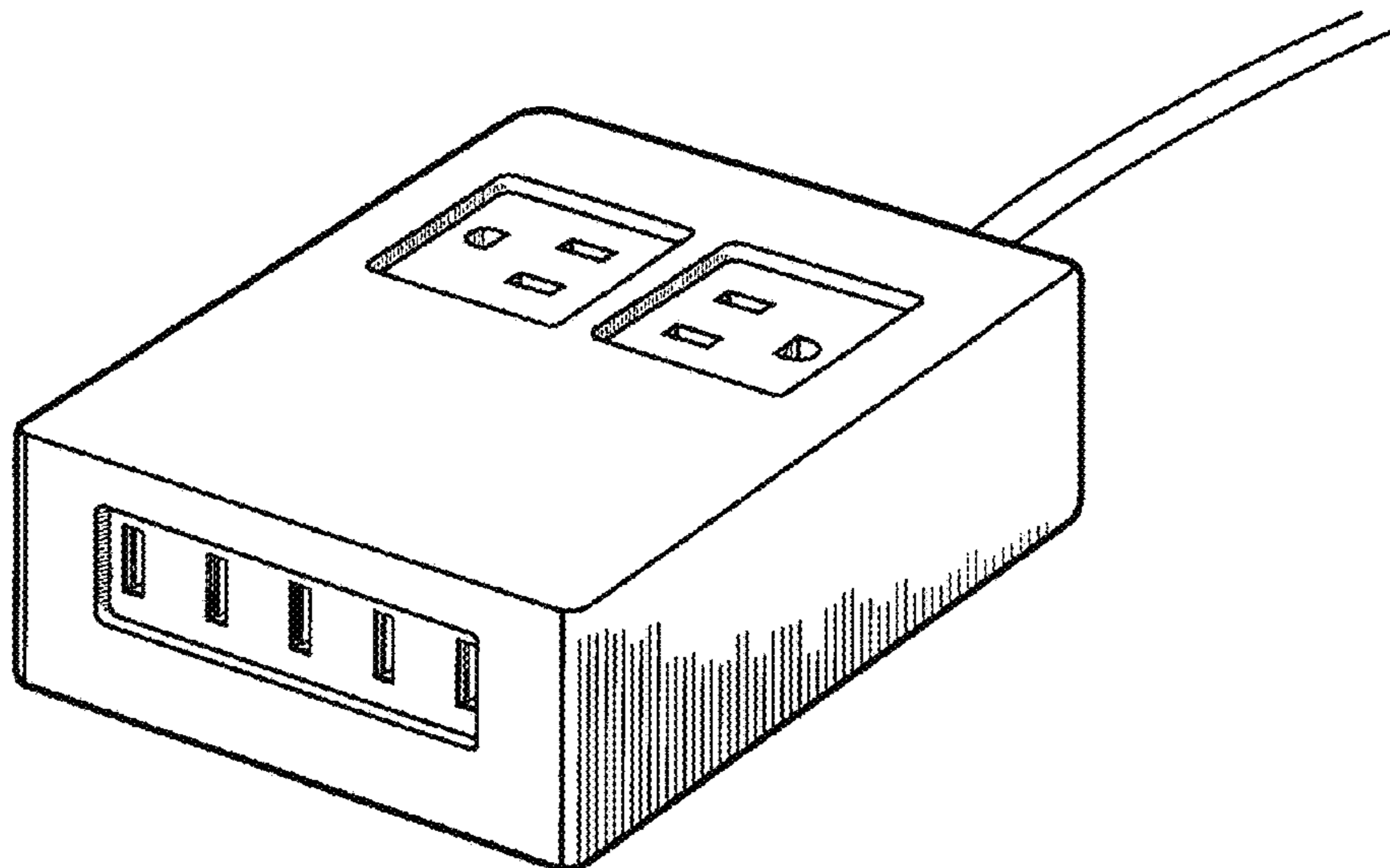
In the drawings, the broken lines are for the purpose of illustrating environment only and form no part of the claimed design.

(56) **References Cited**

U.S. PATENT DOCUMENTS

- D674,342 S \* 1/2013 Ho ..... D13/110
- D676,382 S \* 2/2013 McSweyn ..... D13/108
- D695,214 S \* 12/2013 Roberts ..... D13/107
- D695,693 S \* 12/2013 Lee ..... D13/152
- D699,183 S \* 2/2014 Zaslavsky ..... D13/110
- D700,140 S \* 2/2014 Loya ..... D13/110
- D700,579 S \* 3/2014 Mobbs ..... D13/137.1
- D712,829 S \* 9/2014 Huang ..... D13/110
- D713,788 S \* 9/2014 Hasegawa ..... D13/110
- D715,734 S \* 10/2014 Levy ..... D13/110

**1 Claim, 4 Drawing Sheets**



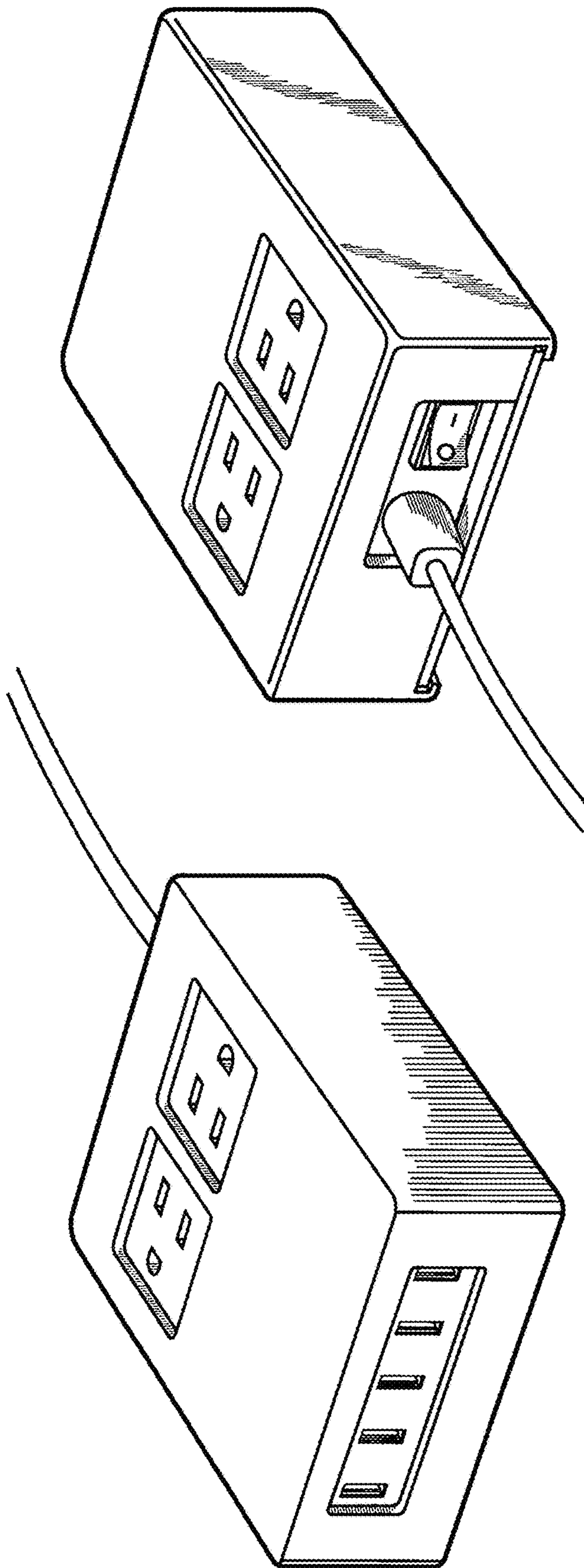


Figure 1

Figure 2




Figure 3




Figure 4




Figure 5

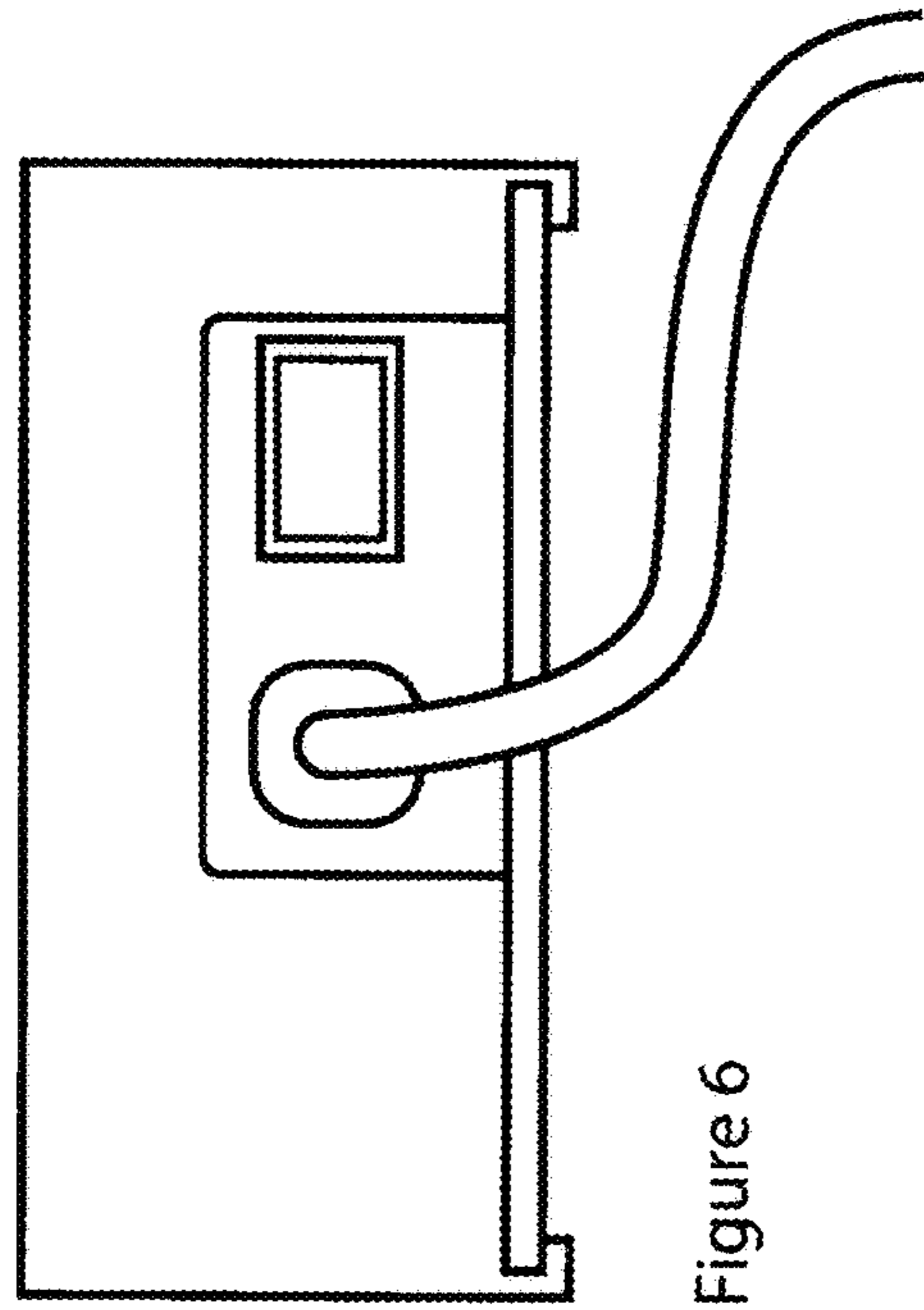


Figure 6

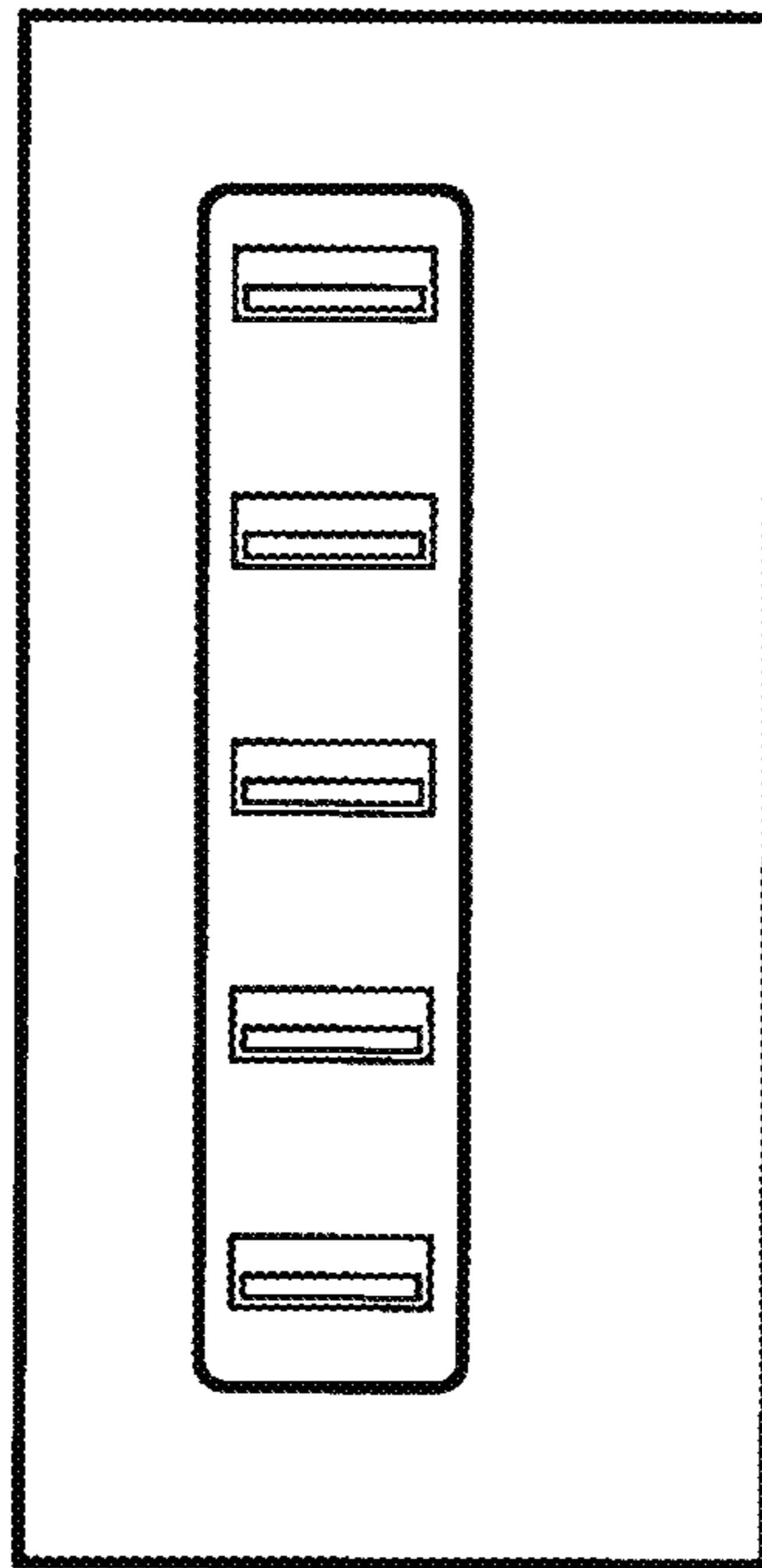


Figure 7