



US00D776044S

(12) **United States Design Patent**
Mori

(10) **Patent No.:** **US D776,044 S**
(45) **Date of Patent:** **** Jan. 10, 2017**

(54) **TIRE FOR AUTOMOBILE**

D709,820 S * 7/2014 Rohweder D12/586
D728,464 S * 5/2015 Kudo D12/589
D740,745 S * 10/2015 Tian D12/586

(71) Applicant: **SUMITOMO RUBBER INDUSTRIES, LTD.**, Kobe-shi Hyogo (JP)

OTHER PUBLICATIONS

(72) Inventor: **Kazuma Mori**, Kobe (JP)

Falken Wild Peak Tire found online [Apr. 22, 2016] <http://www.tirereview.com/going-wild-falken-rolls-out-new-wildpeak-h-t/>.*

(73) Assignee: **SUMITOMO RUBBER INDUSTRIES, LTD.**, Kobe-shi (JP)

* cited by examiner

(**) Term: **14 Years**

Primary Examiner — Robert M Spear

Assistant Examiner — John Voytek

(21) Appl. No.: **29/523,200**

(74) *Attorney, Agent, or Firm* — Birch, Stewart, Kolasch & Birch, LLP

(22) Filed: **Apr. 7, 2015**

(57) **CLAIM**

(51) **LOC (10) Cl.** **12-15**

The ornamental design for a tire for automobile, as shown and described.

(52) **U.S. Cl.**

USPC **D12/590**

DESCRIPTION

(58) **Field of Classification Search**

USPC D12/568–604, 900

CPC B60C 1/0016; B60C 11/0306; B60C

11/0302; B60C 3/06; B60C 9/17

See application file for complete search history.

FIG. 1 is a front, left perspective view of a tire for automobile showing my new design;
FIG. 2 is a front view thereof;
FIG. 3 is a left side view thereof;
FIG. 4 is a rear view thereof;
FIG. 5 is a right side view thereof;
FIG. 6 is an enlarged fragmentary view of FIG. 2; and,
FIG. 7 is an enlarged fragmentary view of FIG. 3.

(56) **References Cited**

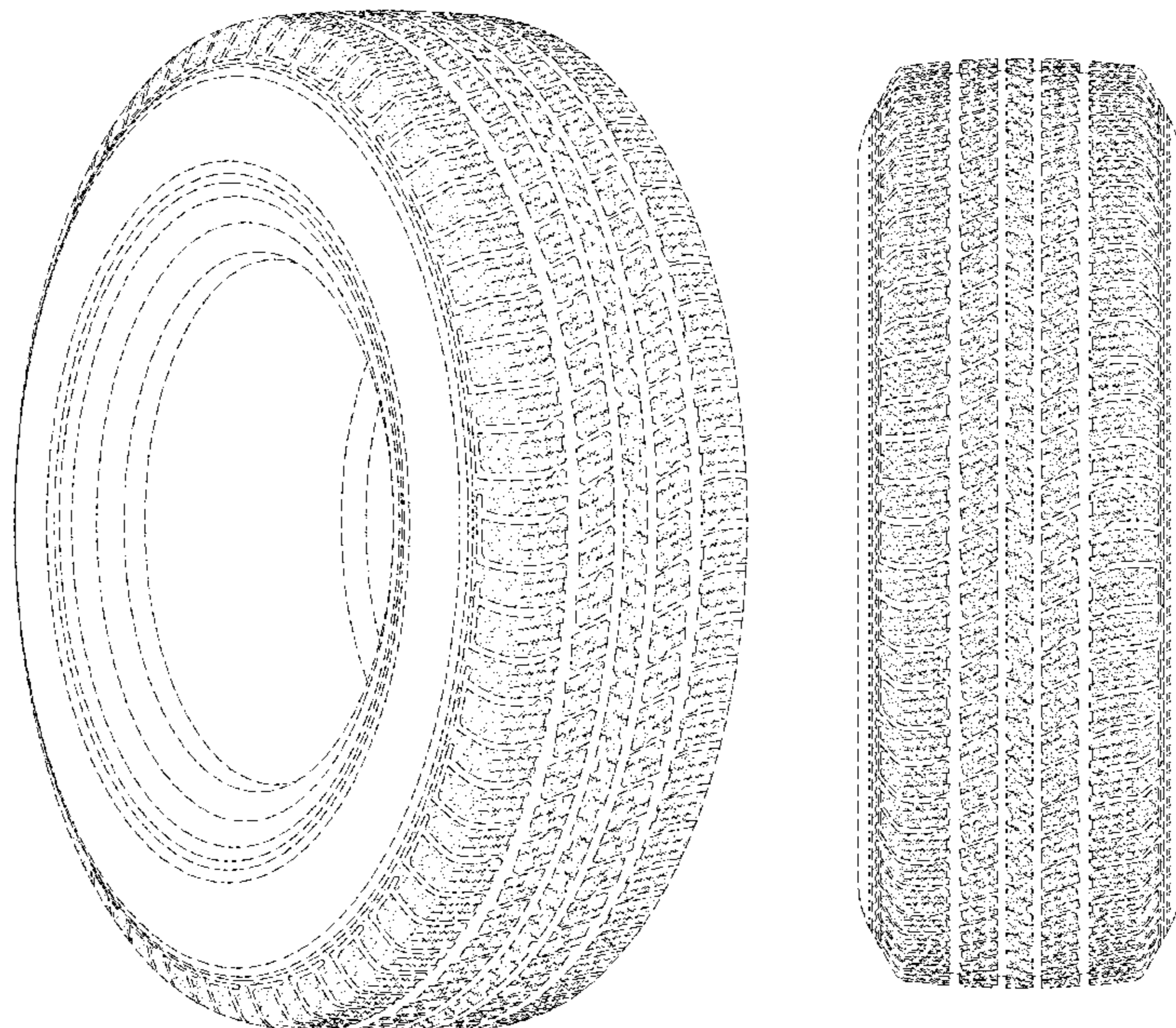
U.S. PATENT DOCUMENTS

D379,166 S *	5/1997	Aikawa	D12/590
D379,954 S *	6/1997	Matsuda	D12/590
D397,653 S *	9/1998	Heinen	D12/586
D419,928 S *	2/2000	Blankenship	D12/590
D500,011 S *	12/2004	Fukunaga	D12/590
D579,865 S *	11/2008	Matsuyama	D12/586
D654,013 S *	2/2012	Yonetsu	D12/586
D700,132 S *	2/2014	Wang	D12/588
D709,024 S *	7/2014	Shin	D12/586

The top view and the bottom view are the same as the front view.

In the drawings, the broken lines adjacent to stippled surfaces depict the claimed boundaries and form no part of the claim; all other broken lines depict environment and form no part of the claim.

1 Claim, 7 Drawing Sheets



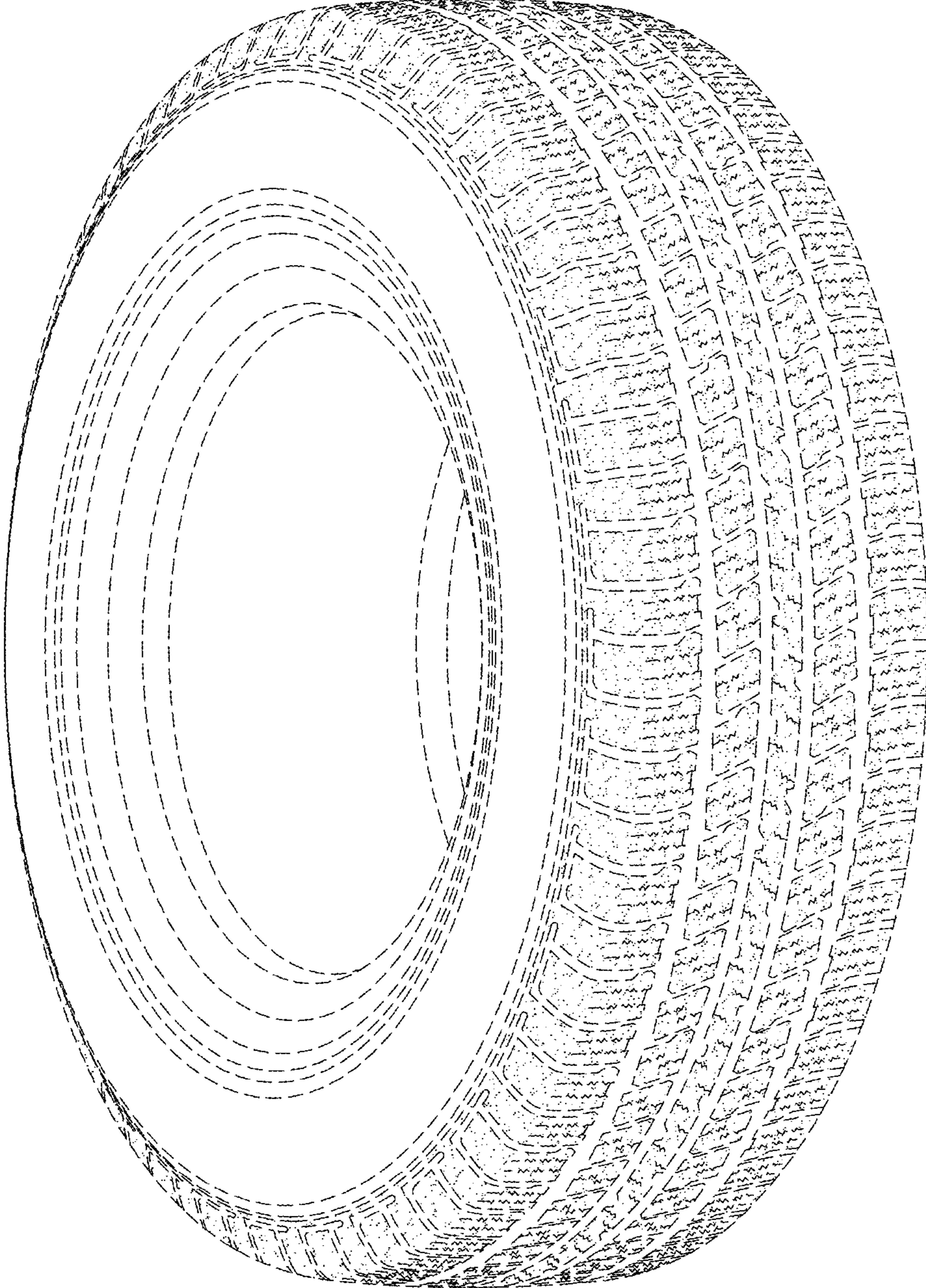


FIG.1




FIG.2

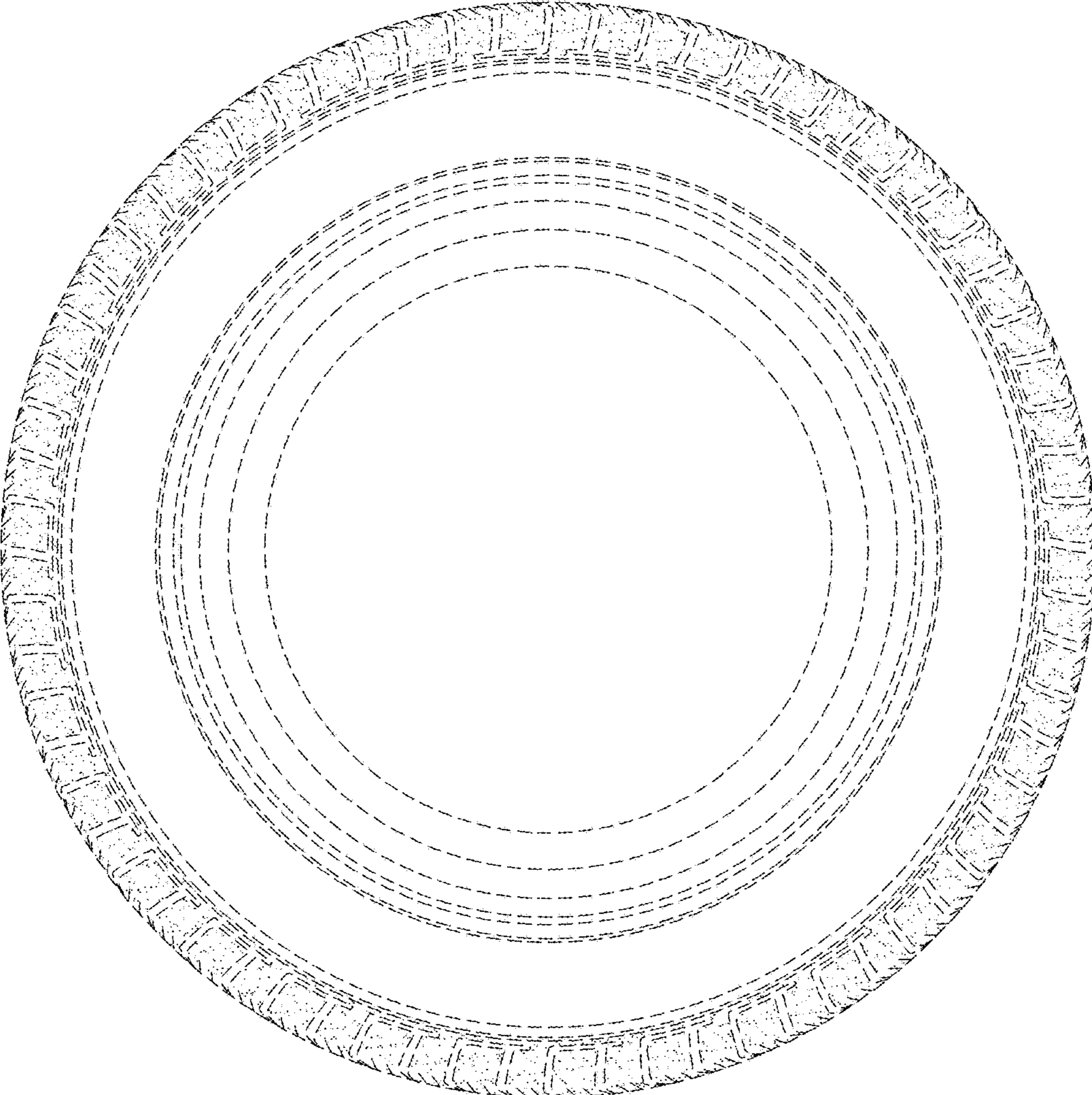


FIG.3

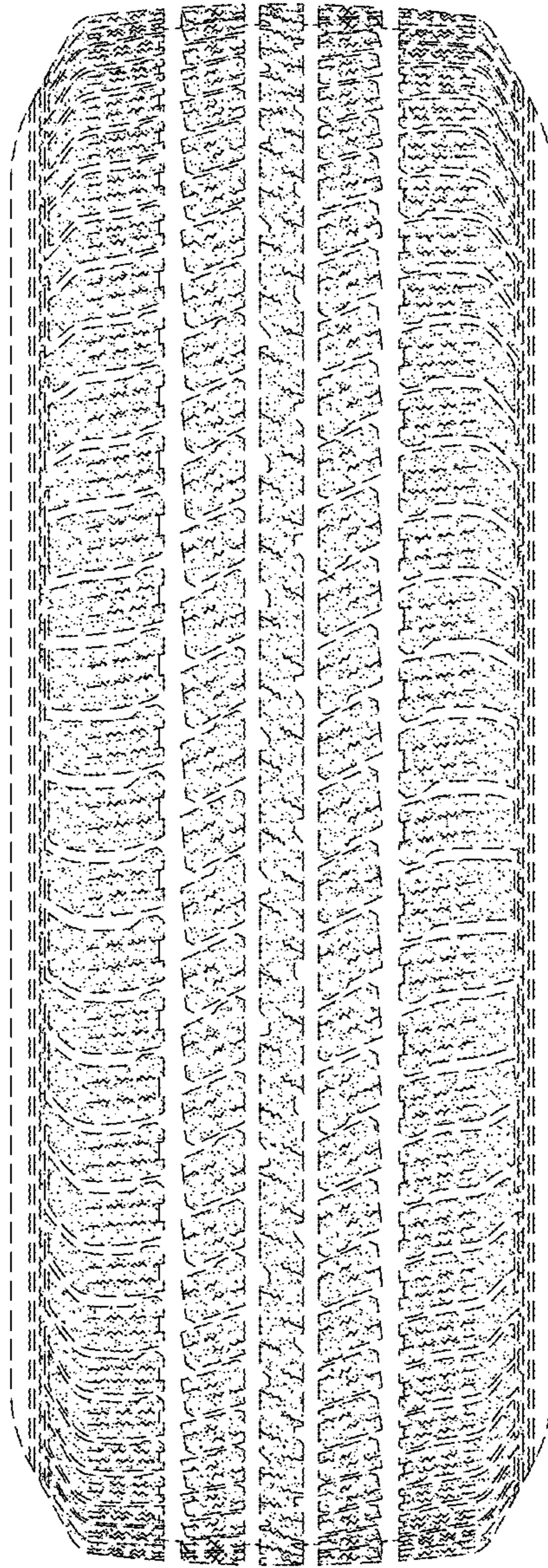


FIG.4

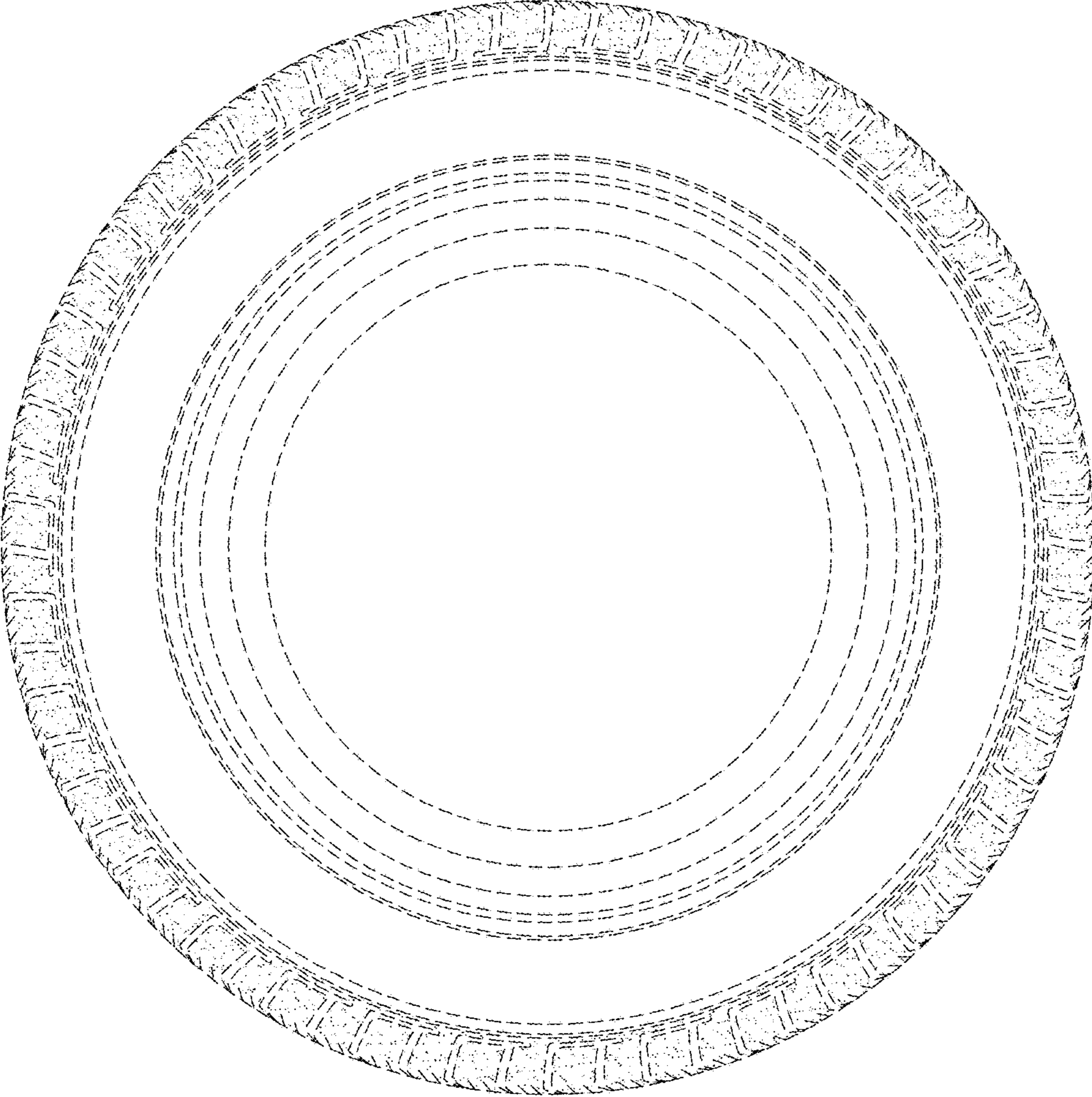


FIG.5




FIG.6

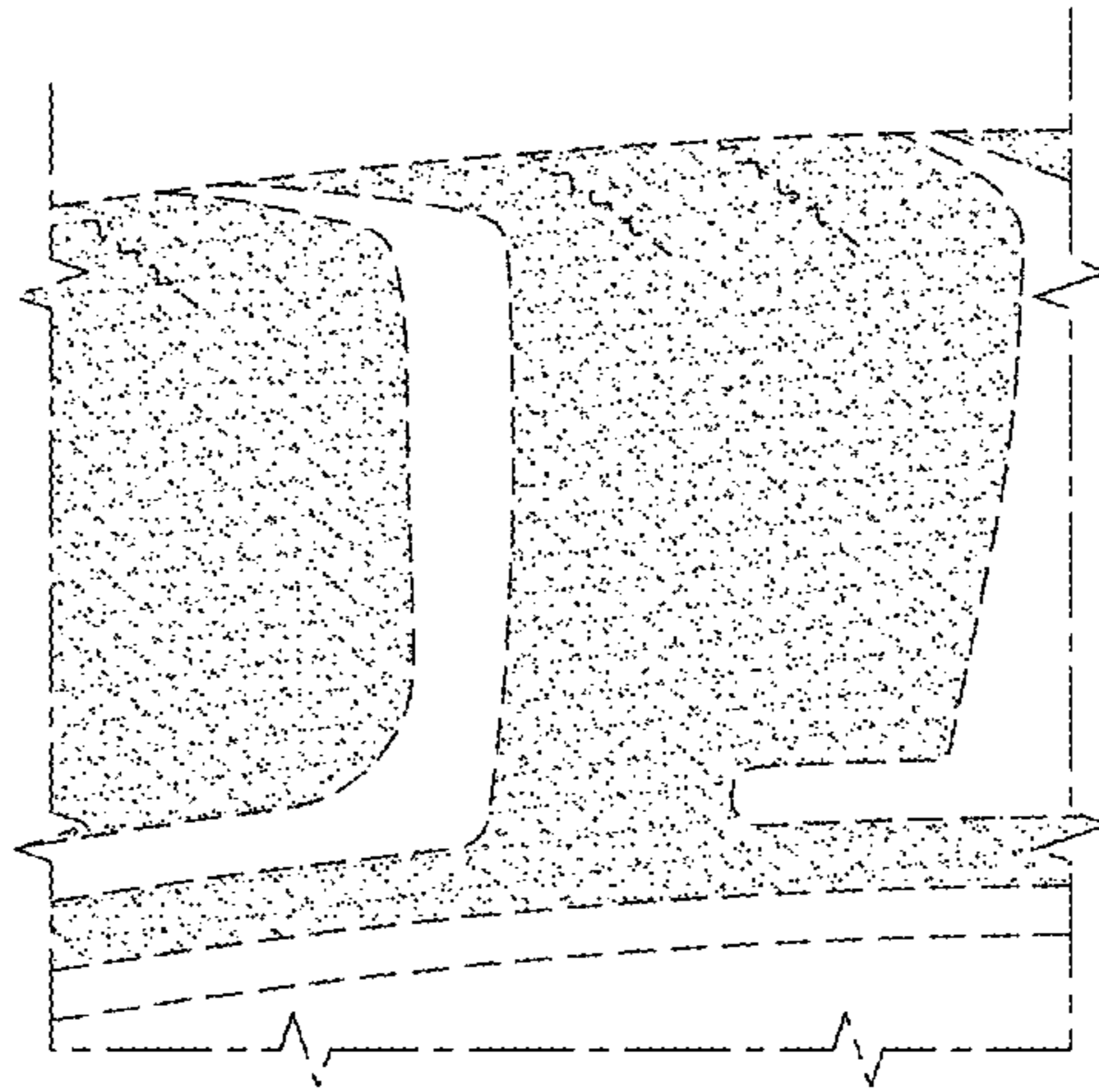


FIG.7