



US00D776037S

(12) **United States Design Patent**  
**Fleck**

(10) **Patent No.:** **US D776,037 S**  
(45) **Date of Patent:** **\*\* Jan. 10, 2017**

- (54) **WHEEL COVER**
- (71) Applicant: **Moochout LLC**, St. Paul, MN (US)
- (72) Inventor: **Jonathan E. Fleck**, St. Paul, MN (US)
- (73) Assignee: **MOOCHOUT LLC**, St. Paul, MN (US)
- (\*\*) Term: **15 Years**
- (21) Appl. No.: **29/545,760**
- (22) Filed: **Nov. 16, 2015**

**Related U.S. Application Data**

- (62) Division of application No. 29/473,368, filed on Nov. 21, 2013, now Pat. No. Des. 744,924.
- (51) **LOC (10) Cl.** ..... **12-16**
- (52) **U.S. Cl.**  
USPC ..... **D12/204**
- (58) **Field of Classification Search**  
USPC ..... D12/102–106, 167, 204, 212,  
213, D12/401–405, 415–417  
CPC ..... B60B 7/00; B60B 7/02; B60B 7/04;  
B60B 7/06; B60B 7/08; B60B  
7/063; B60B 7/065; B60B 7/066; B60B  
7/068  
See application file for complete search history.

**References Cited**

**U.S. PATENT DOCUMENTS**

- 2,722,822 A \* 11/1955 Thomas ..... B60B 7/16  
301/108.1
- 2,807,431 A \* 9/1957 McHale ..... B44D 3/123  
24/535
- 2,886,277 A \* 5/1959 Boham ..... E06C 7/48  
182/110
- 3,317,247 A \* 5/1967 Lamme ..... B60B 7/16  
301/37.38

- 3,854,448 A \* 12/1974 Kromanaker ..... B05B 15/0487  
118/505
- 3,858,247 A \* 1/1975 Bauman ..... A61F 2/10  
606/187
- 3,924,898 A \* 12/1975 Kain ..... B62J 23/00  
301/108.5
- D263,788 S \* 4/1982 McKinnon ..... D8/394
- 4,524,883 A \* 6/1985 Herring ..... B65D 77/065  
206/509
- D342,011 S \* 12/1993 Maguire ..... D8/349
- D387,725 S \* 12/1997 Cochran ..... D12/213
- D401,127 S \* 11/1998 Plantz ..... D8/33
- D477,802 S \* 7/2003 Williams ..... D12/213
- 6,871,914 B2 \* 3/2005 Stewart, Jr. .... B60B 7/0073  
301/37.103
- D504,652 S \* 5/2005 Woodberry ..... D12/213
- D516,494 S \* 3/2006 Apodaca ..... D12/213
- 7,314,524 B1 \* 1/2008 Rolleri, Jr. .... B05B 15/0487  
118/301

(Continued)

*Primary Examiner* — Elizabeth Albert  
(74) *Attorney, Agent, or Firm* — Polsinelli PC

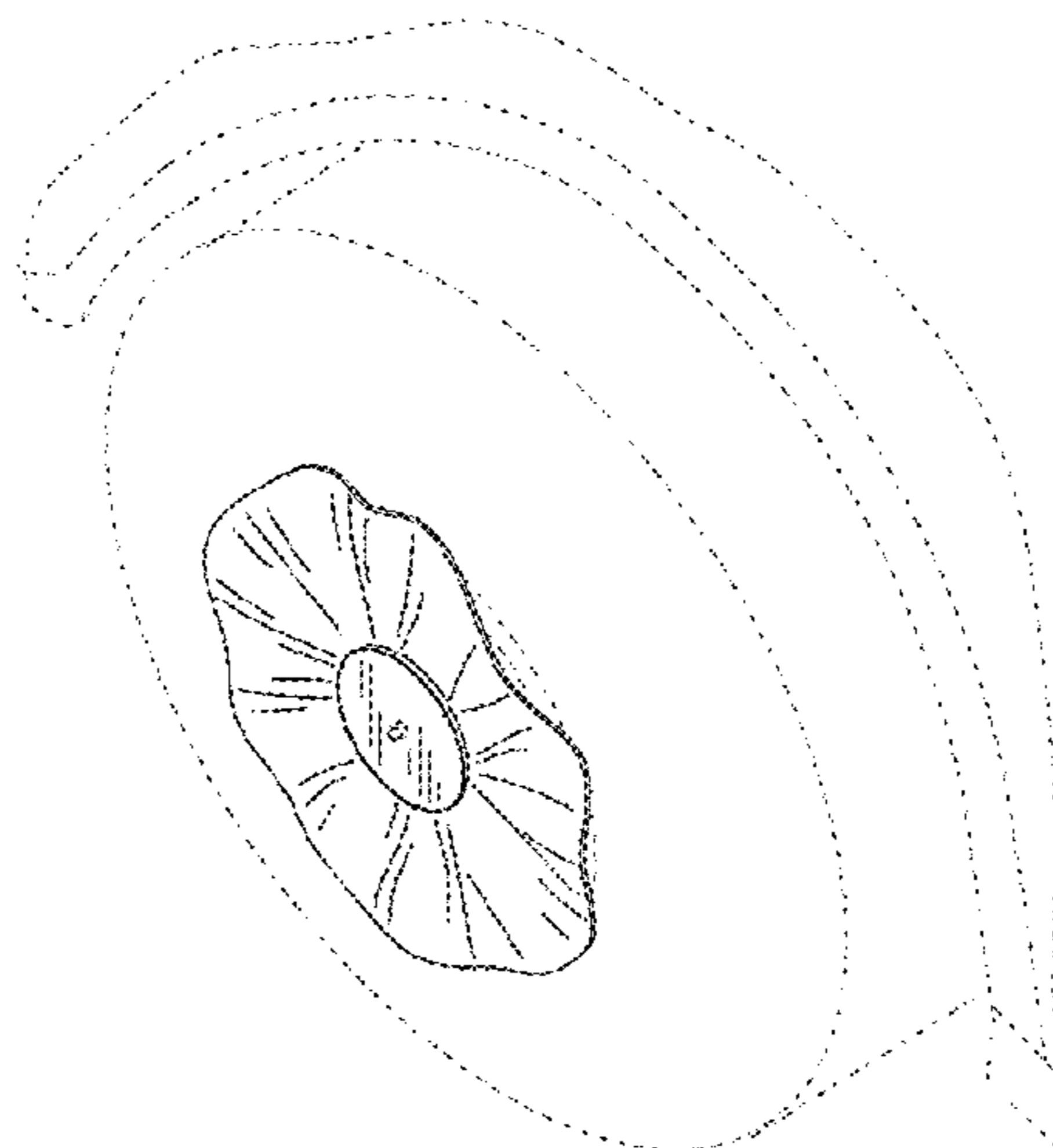
(57) **CLAIM**

An ornamental design for a wheel cover, as shown and described.

**DESCRIPTION**

FIG. 1 is a front perspective view of the wheel cover mounted on a wheel that is stationary;  
 FIG. 2 is another front perspective view thereof mounted on a wheel that is turning;  
 FIG. 3 is a rear perspective view thereof;  
 FIG. 4 is a side view thereof, wherein the opposite side view is a mirror image of the side shown;  
 FIG. 5 is a top view thereof, wherein the bottom view is a mirror image of the top view; and,  
 FIG. 6 is a rear view thereof.  
 The broken lines in the drawings represent environment only and form no part of the claimed design.

**1 Claim, 5 Drawing Sheets**



(56)

References Cited

U.S. PATENT DOCUMENTS

D565,491 S \* 4/2008 Scott ..... D12/213  
 D569,324 S \* 5/2008 Gosnell ..... D12/213  
 7,806,484 B1 \* 10/2010 Young ..... B05B 15/0487  
 301/37.104  
 D647,023 S \* 10/2011 Warner ..... D12/213  
 D695,369 S \* 12/2013 Bennett ..... D21/694  
 8,746,301 B2 \* 6/2014 Barnes ..... B60J 11/06  
 150/166  
 8,777,327 B1 \* 7/2014 Faux ..... B60B 7/16  
 301/37.21  
 D732,373 S \* 6/2015 Wagner ..... D8/349  
 9,321,302 B2 \* 4/2016 Fleck ..... B60B 7/02  
 9,365,074 B2 \* 6/2016 Polka ..... B60B 7/14  
 2003/0038529 A1 \* 2/2003 Hsu ..... B60B 3/16  
 301/37.371  
 2004/0164607 A1 \* 8/2004 Stewart, Jr. .... B60B 7/0073  
 301/37.103  
 2007/0063118 A1 \* 3/2007 Owens ..... A47C 4/02  
 248/300  
 2015/0151569 A1 \* 6/2015 Fleck ..... B60B 7/02  
 301/37.42  
 2015/0328923 A1 \* 11/2015 Bradley ..... B60B 7/0066  
 301/108.1

\* cited by examiner

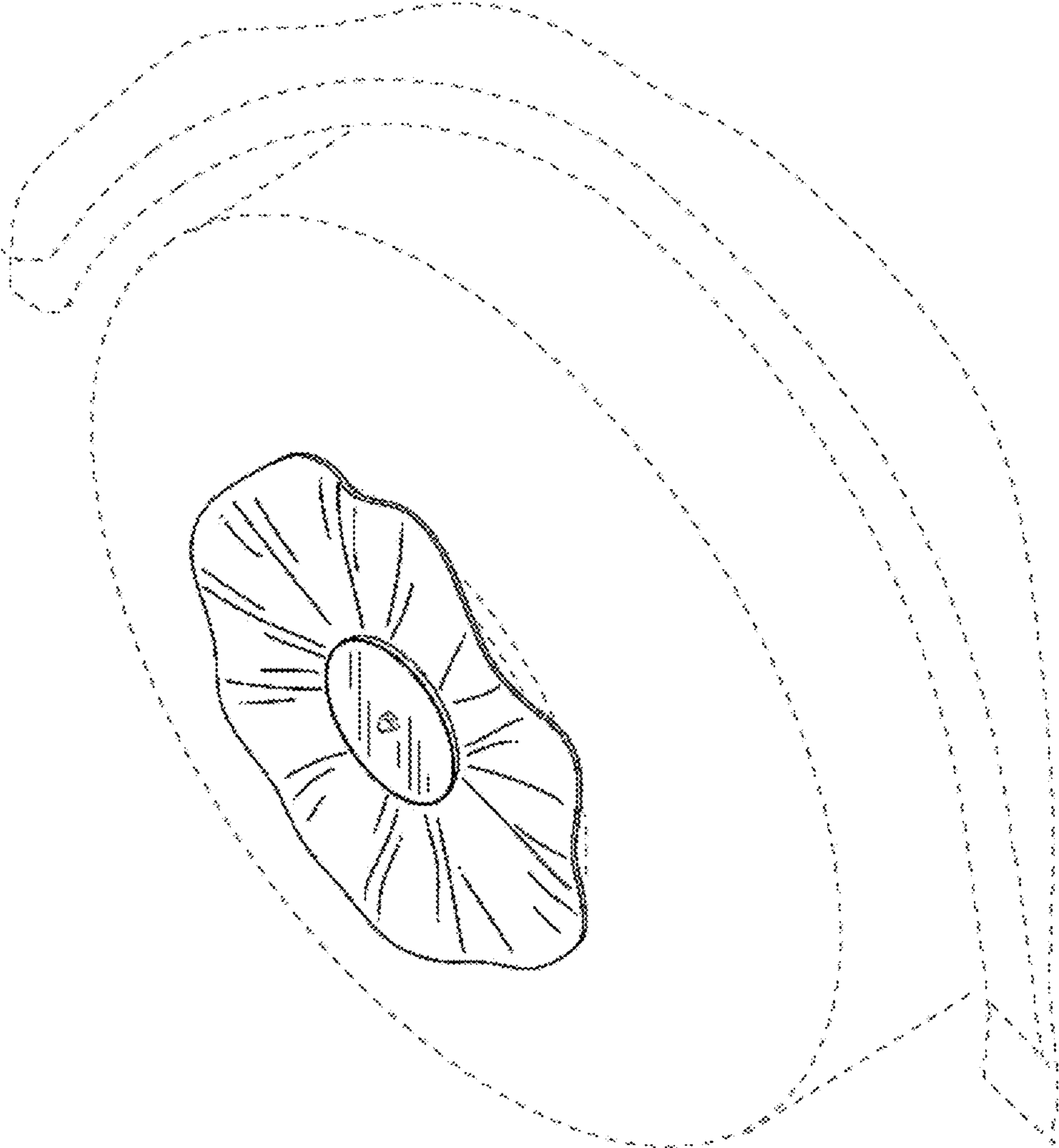


FIG. 1

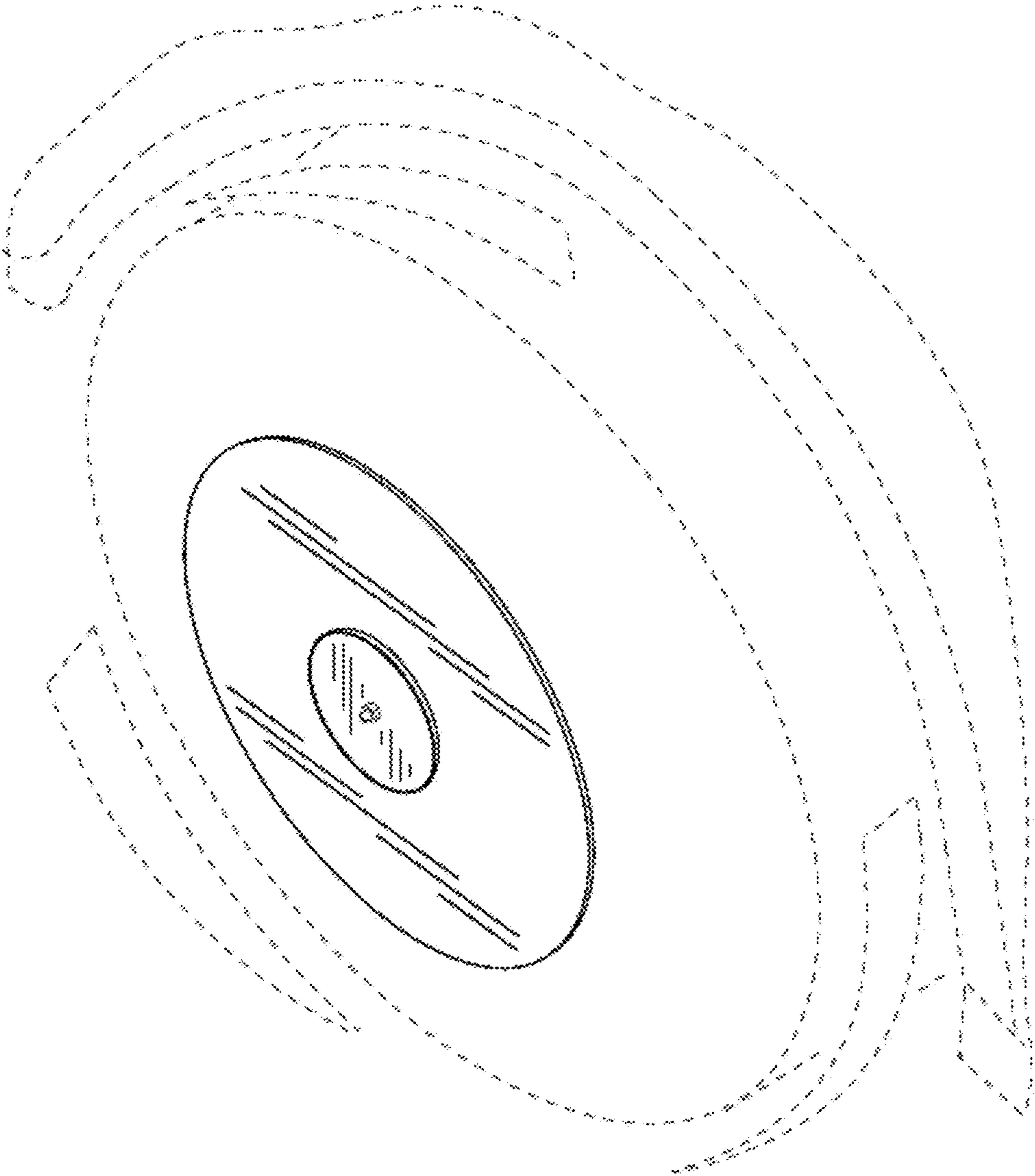


FIG. 2

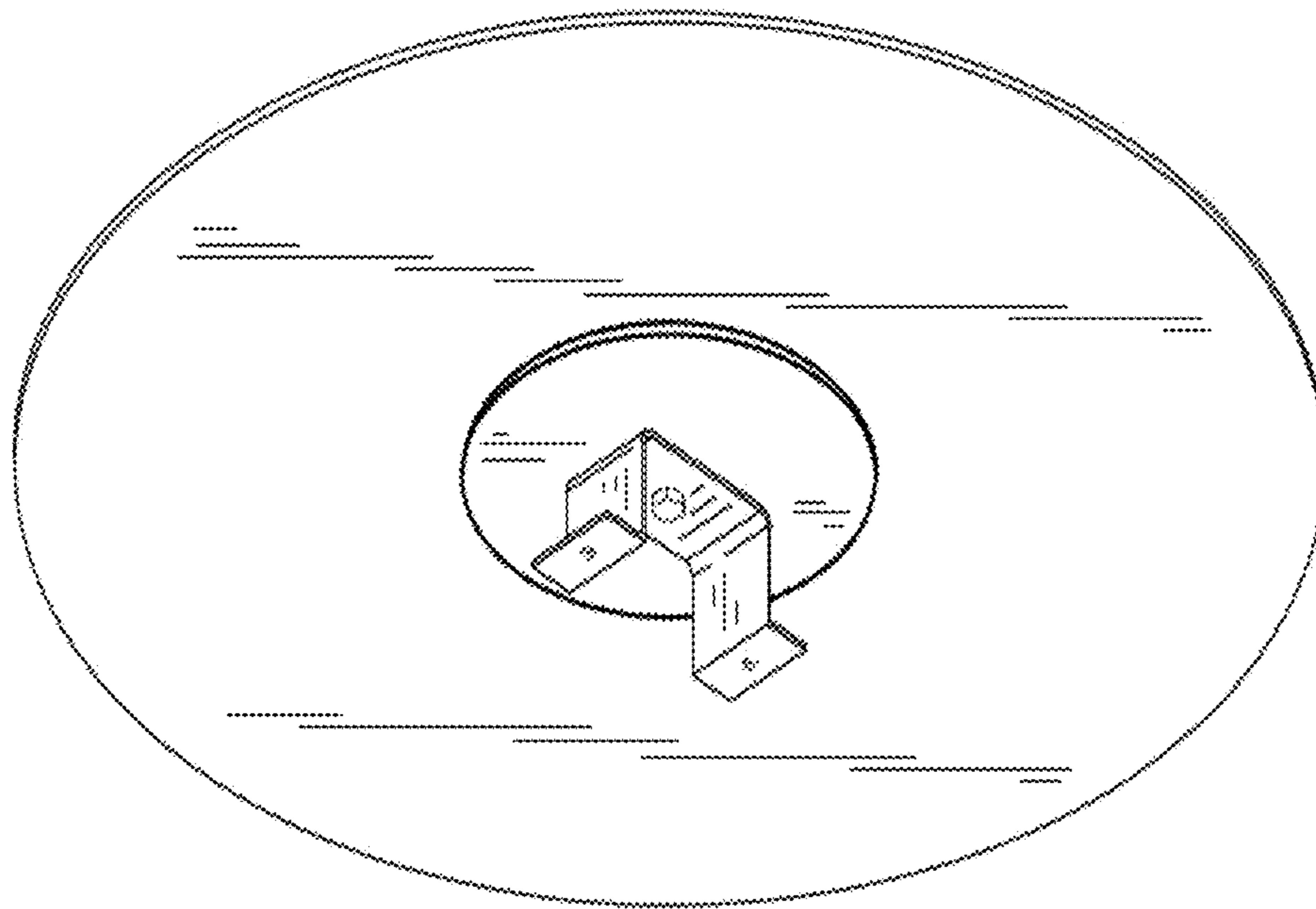


FIG. 3

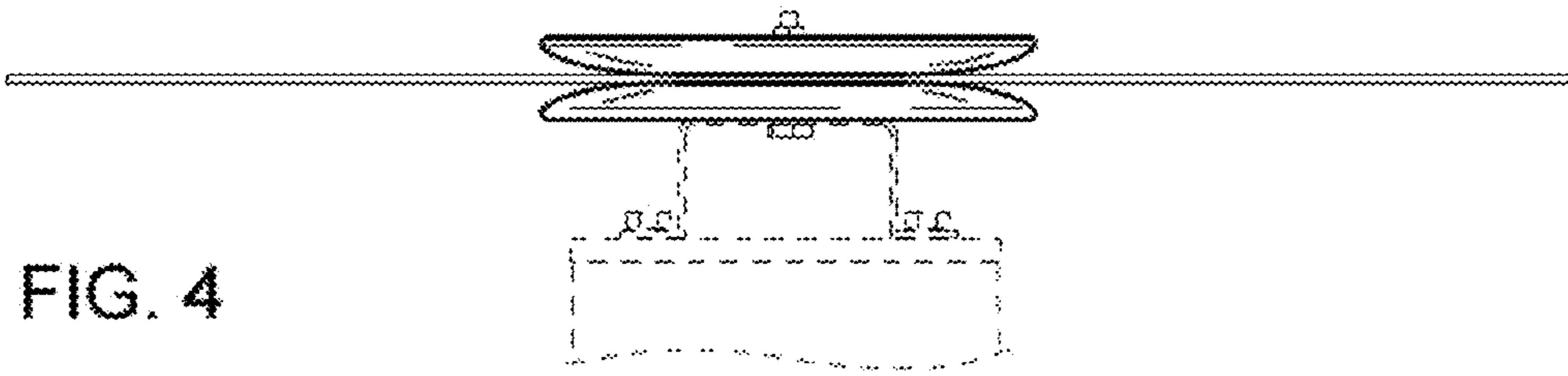


FIG. 4

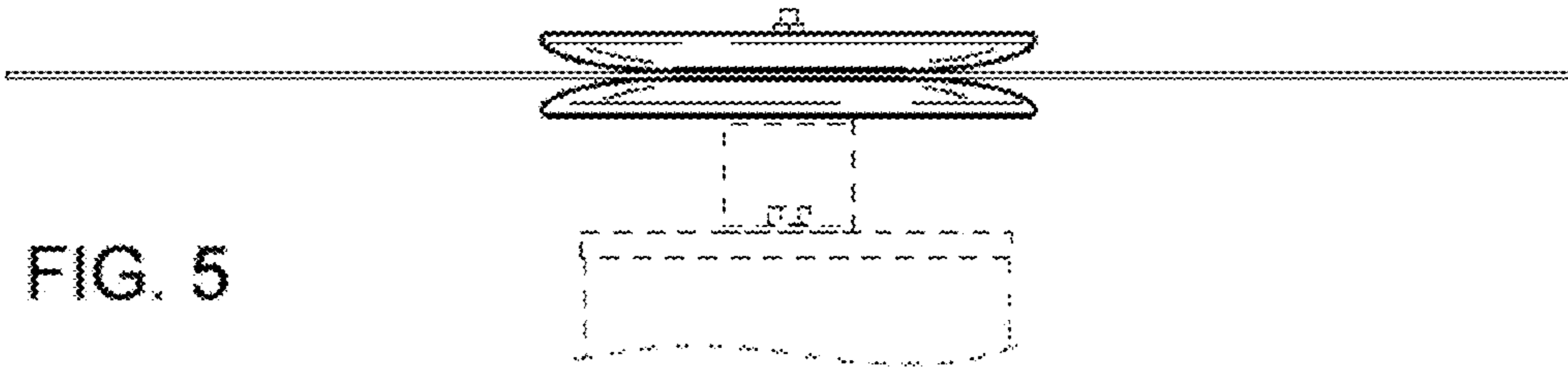


FIG. 5

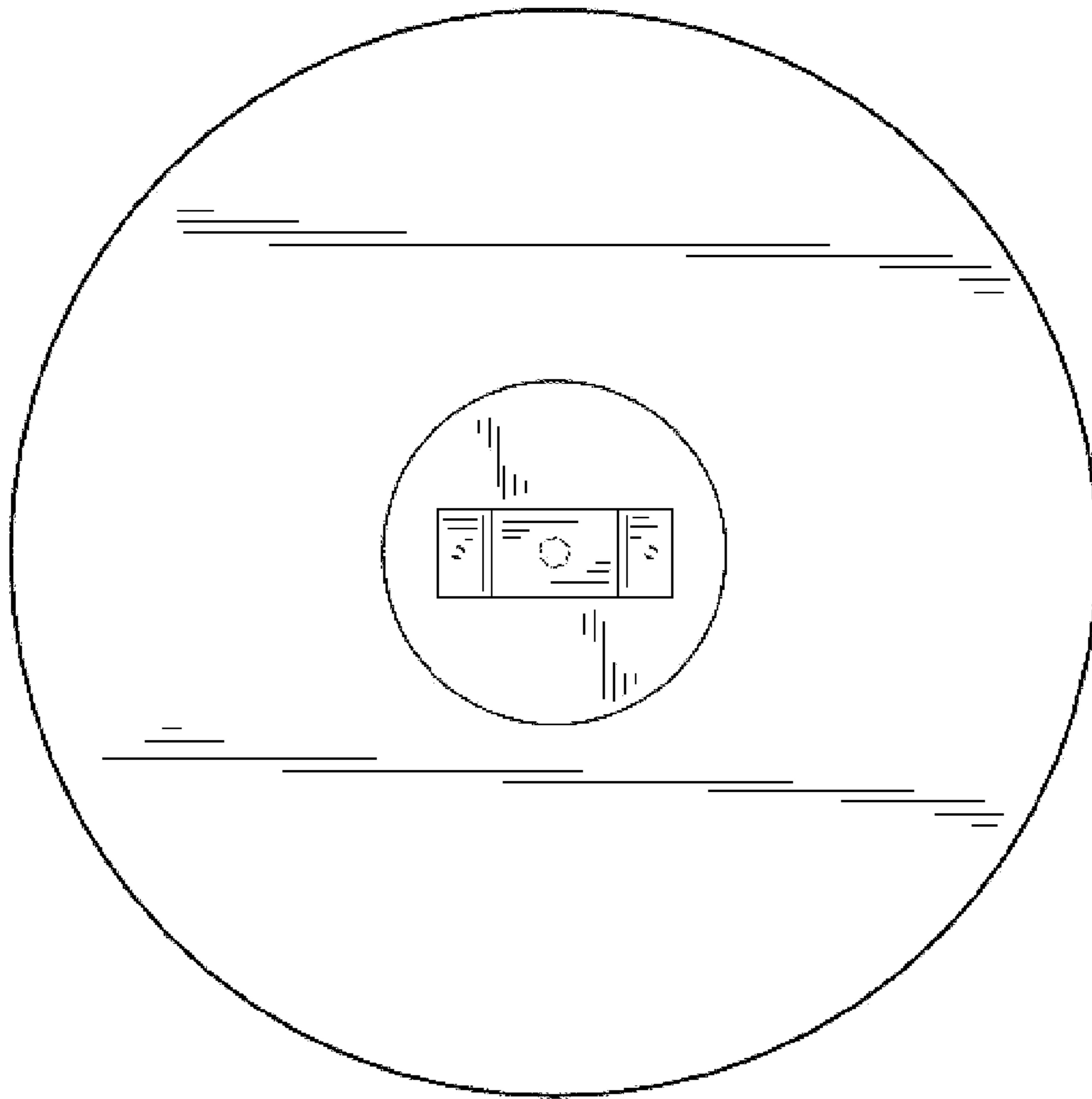


FIG. 6