



US00D776035S

(12) **United States Design Patent** (10) **Patent No.:** **US D776,035 S**
Seger et al. (45) **Date of Patent:** **** Jan. 10, 2017**

(54) **RUNG**

OTHER PUBLICATIONS

(71) Applicant: **Caterpillar Inc.**, Peoria, IL (US)

U.S. Appl. No. 29/512,238 of Jonathan Seger et al., titled "Tread," filed Dec. 17, 2014.

(72) Inventors: **Jonathan Seger**, Aurora, IL (US);
Terril Johnson, Washington, IL (US);
Christopher Cherwin, Washington, IL (US);
William Holdener, Blue Mound, IL (US);
David Campbell, East Peoria, IL (US)

(Continued)

Primary Examiner — George D Kirschbaum
Assistant Examiner — Clese Moore, Jr.
(74) *Attorney, Agent, or Firm* — Saidman DesignLaw Group, LLC

(73) Assignee: **Caterpillar Inc.**, Peoria, IL (US)

(57) **CLAIM**
The ornamental design for a rung, as shown and described.

(**) Term: **14 Years**

DESCRIPTION

(21) Appl. No.: **29/512,250**

FIG. 1 is a perspective view of a rung showing our new design;

(22) Filed: **Dec. 17, 2014**

FIG. 2 is a front view thereof;

(51) **LOC (10) Cl.** **12-16**

FIG. 3 is a rear view thereof;

(52) **U.S. Cl.**
USPC **D12/203**

FIG. 4 is a left side view thereof;

(58) **Field of Classification Search**
USPC D12/203, 89, 125; D25/156, 62, 63, 68,
D25/69

FIG. 5 is a right side view thereof;

CPC B60R 3/02; B60R 3/005; B60R 3/00;
B60R 3/007; E06C 1/02; E06C
5/00; E06C 5/02; E06C 7/081

FIG. 6 is a top view thereof;

See application file for complete search history.

FIG. 7 is a bottom view thereof;

(56) **References Cited**

U.S. PATENT DOCUMENTS

4,017,093 A * 4/1977 Stecker, Sr. B60R 3/00
280/163
D282,652 S * 2/1986 Nista D12/125
D308,356 S * 6/1990 Strahan D12/203
5,007,654 A * 4/1991 Sauber B60R 3/02
182/89
D329,157 S 9/1992 Santucci

FIG. 8 is another perspective view thereof;

FIG. 9 is a perspective view of a second embodiment thereof;

FIG. 10 is a front view thereof;

FIG. 11 is a rear view thereof;

FIG. 12 is a left side view thereof;

FIG. 13 is a right side view thereof;

FIG. 14 is a top view thereof;

FIG. 15 is a bottom view thereof; and,

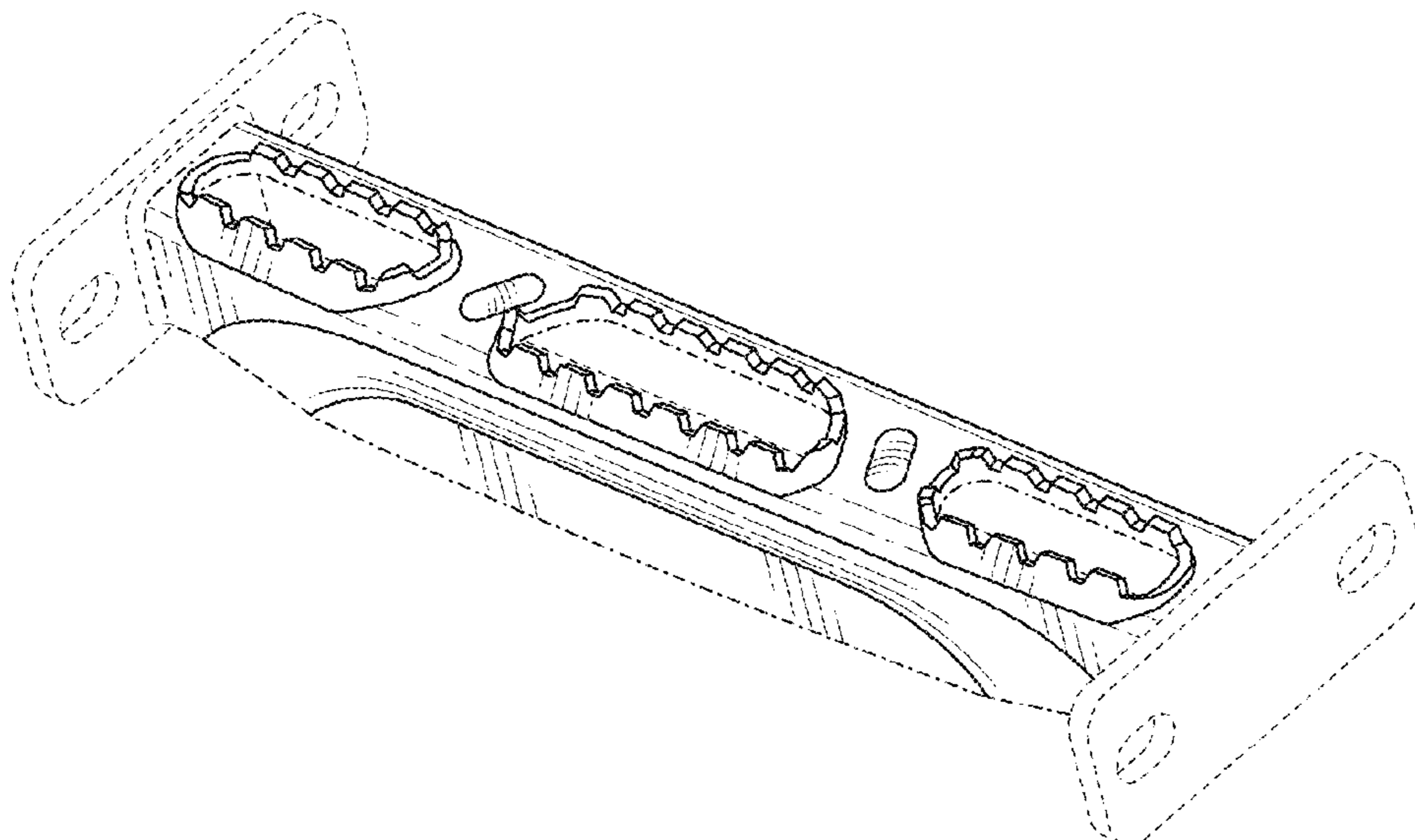
FIG. 16 is another perspective view thereof.

The dashed broken lines illustrate structure or features which form no part of the claimed design.

The dot-dash broken lines illustrate boundaries of the claimed design; the boundaries themselves form no part of the claimed design.

The drawings include surface shading which represents contour and not surface ornamentation.

1 Claim, 6 Drawing Sheets



(56)

References Cited

U.S. PATENT DOCUMENTS

D343,692 S * 1/1994 Rainio D25/69
 D365,544 S 12/1995 Snyder et al.
 D412,754 S * 8/1999 Harden D25/69
 D412,878 S * 8/1999 Svensson D12/203
 D440,931 S * 4/2001 Knight, III D12/203
 D488,407 S * 4/2004 Wright D12/125
 D496,898 S 10/2004 Metros et al.
 6,817,447 B1 * 11/2004 Pedersen E04F 11/112
 182/228.1
 D506,171 S * 6/2005 Oravec, III D12/203
 D549,145 S 8/2007 Kieffer et al.
 D560,151 S * 1/2008 Jeffries D12/203
 D573,929 S * 7/2008 Black D12/203
 D582,826 S * 12/2008 Burchett D12/203
 D607,395 S 1/2010 Beigel et al.
 D662,867 S 7/2012 Neal et al.
 D695,665 S 12/2013 Masanek, Jr.
 D713,772 S * 9/2014 Ziaylek D12/203
 D714,703 S 10/2014 Masanek, Jr.
 D723,984 S 3/2015 Anderson
 D723,985 S 3/2015 Johnson et al.
 D727,820 S 4/2015 Wegener et al.
 D737,746 S 9/2015 Wegener et al.
 D739,801 S * 9/2015 Bundy D12/203
 D741,769 S * 10/2015 Turner D12/203
 D742,292 S 11/2015 Peltola et al.
 D742,798 S * 11/2015 Wegener D12/203
 D758,255 S * 6/2016 Tsai D12/125

OTHER PUBLICATIONS

U.S. Appl. No. 29/512,247 of Jonathan Seger et al., titled "Step,"
 filed Dec. 17, 2014.
 U.S. Appl. No. 29/526,125 of Jonathan Seger et al., titled "Step,"
 filed May 6, 2015.
 Photographs of Hyundai WL, available at least as early as Dec. 17,
 2014.
 Photographs of JCB WL, available at least as early as Dec. 17, 2014.
 Photographs of Doosan WL, available at least as early as Dec. 17,
 2014.
 Photographs of New Holland WL, available at least as early as Dec.
 17, 2014.
 Photographs of Hitachi WL, available at least as early as Dec. 17,
 2014.
 Photographs of Volvo WL, available at least as early as Dec. 17,
 2014.
 Photographs of Wacker Neuson WL, available at least as early as
 Dec. 17, 2014.
 Photographs of Liebherr WL, available at least as early as Dec. 17,
 2014.
 Photographs of Cukurova WL, available at least as early as Dec. 17,
 2014.
 Photographs of Severe Service Trucks, available at least as early as
 Dec. 17, 2014.
 Photographs of Steps and Rungs, available at least as early as Dec.
 17, 2014.

* cited by examiner

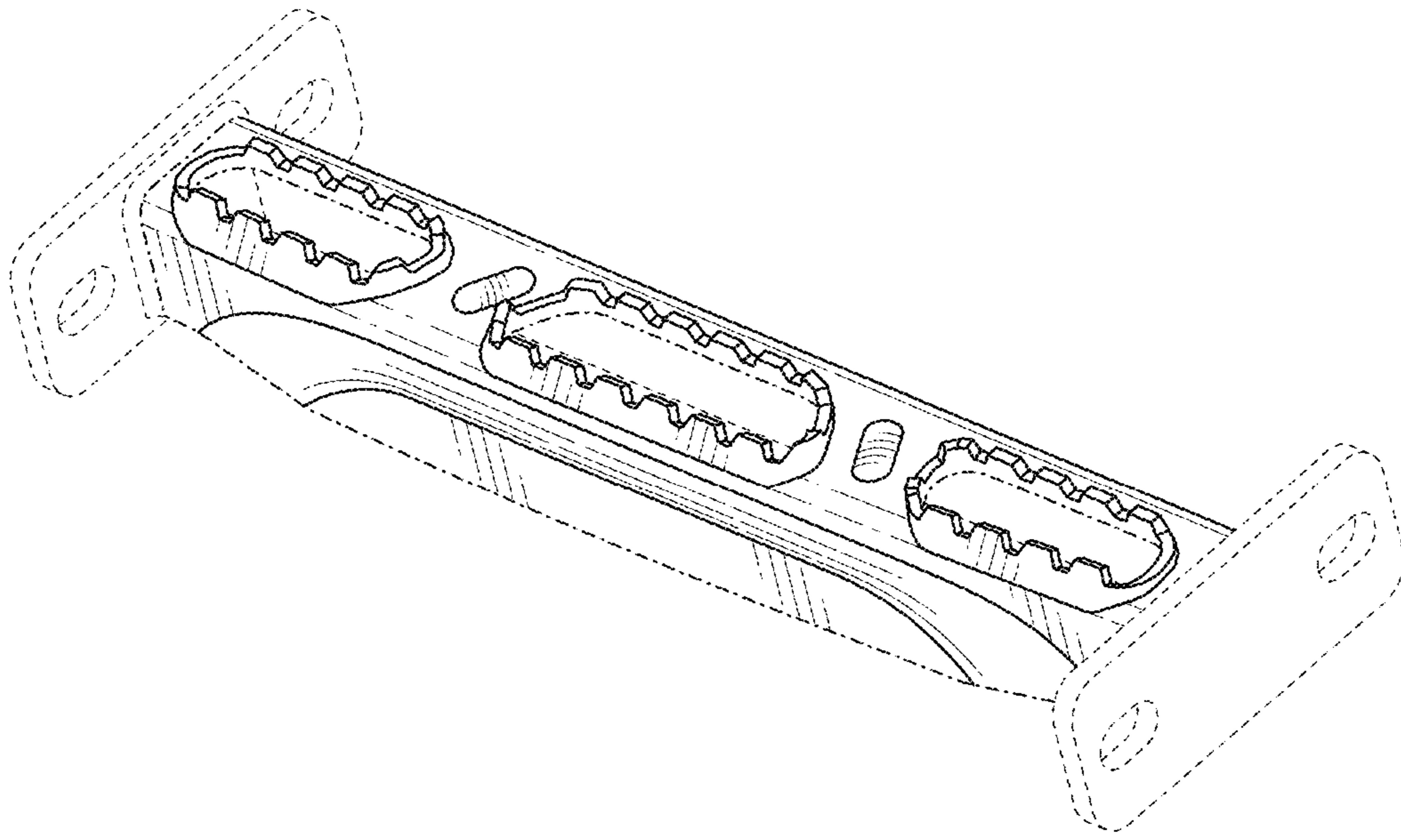


FIG. 1

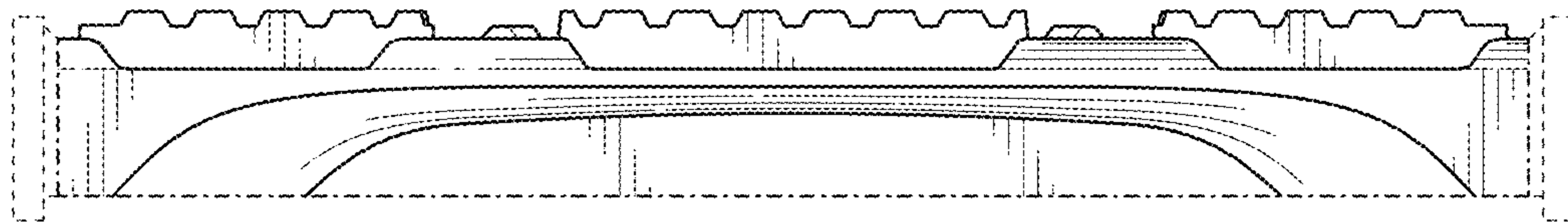


FIG. 2

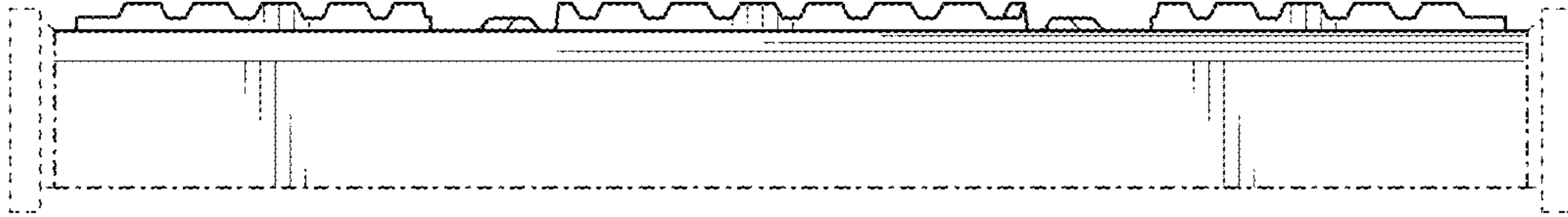


FIG. 3




FIG. 4



FIG. 5

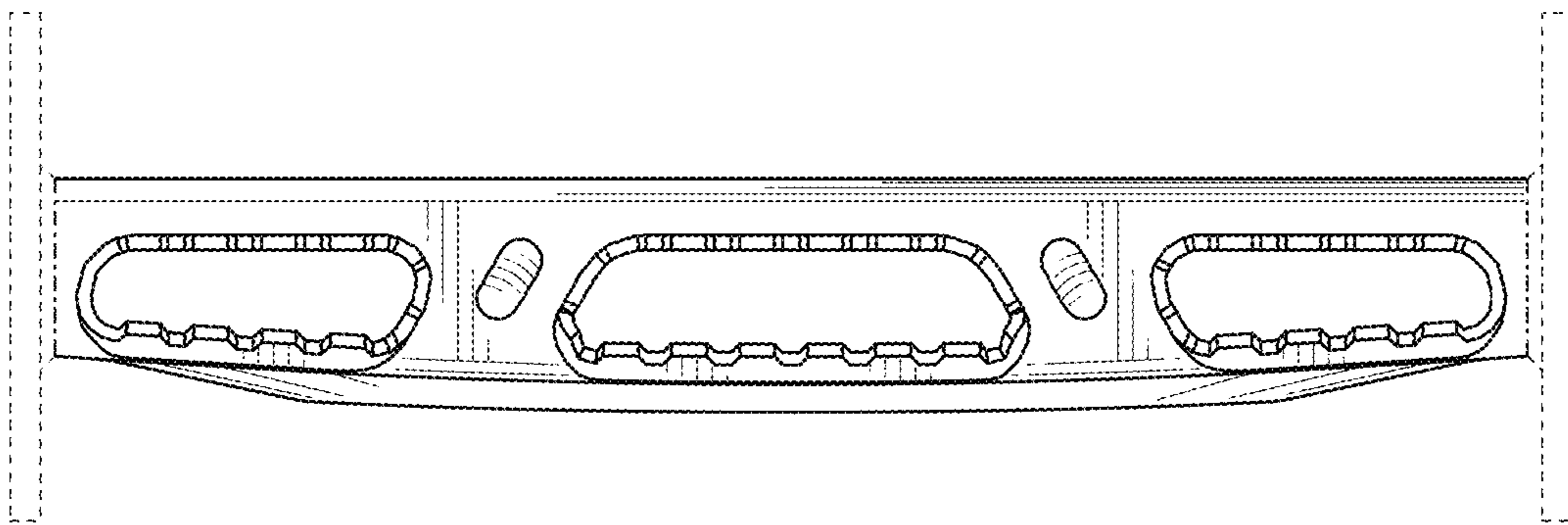


FIG. 6

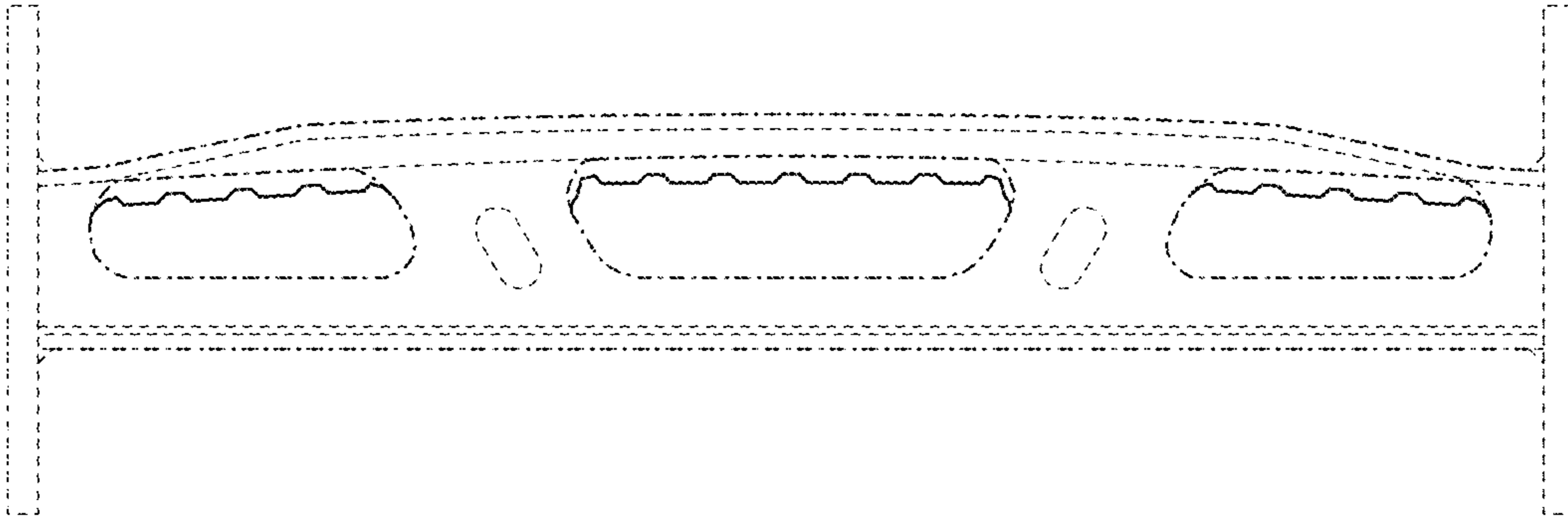


FIG. 7

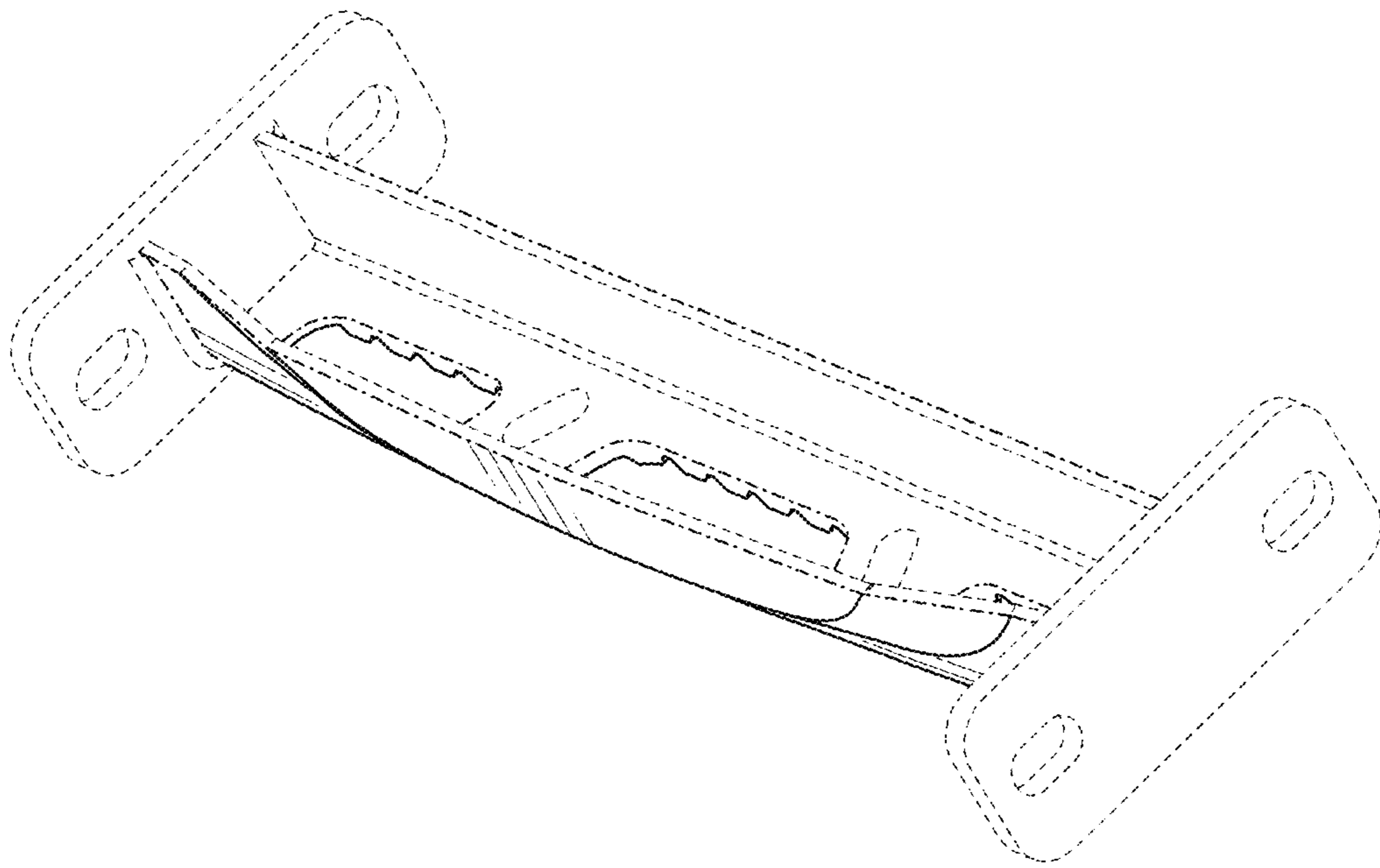


FIG. 8

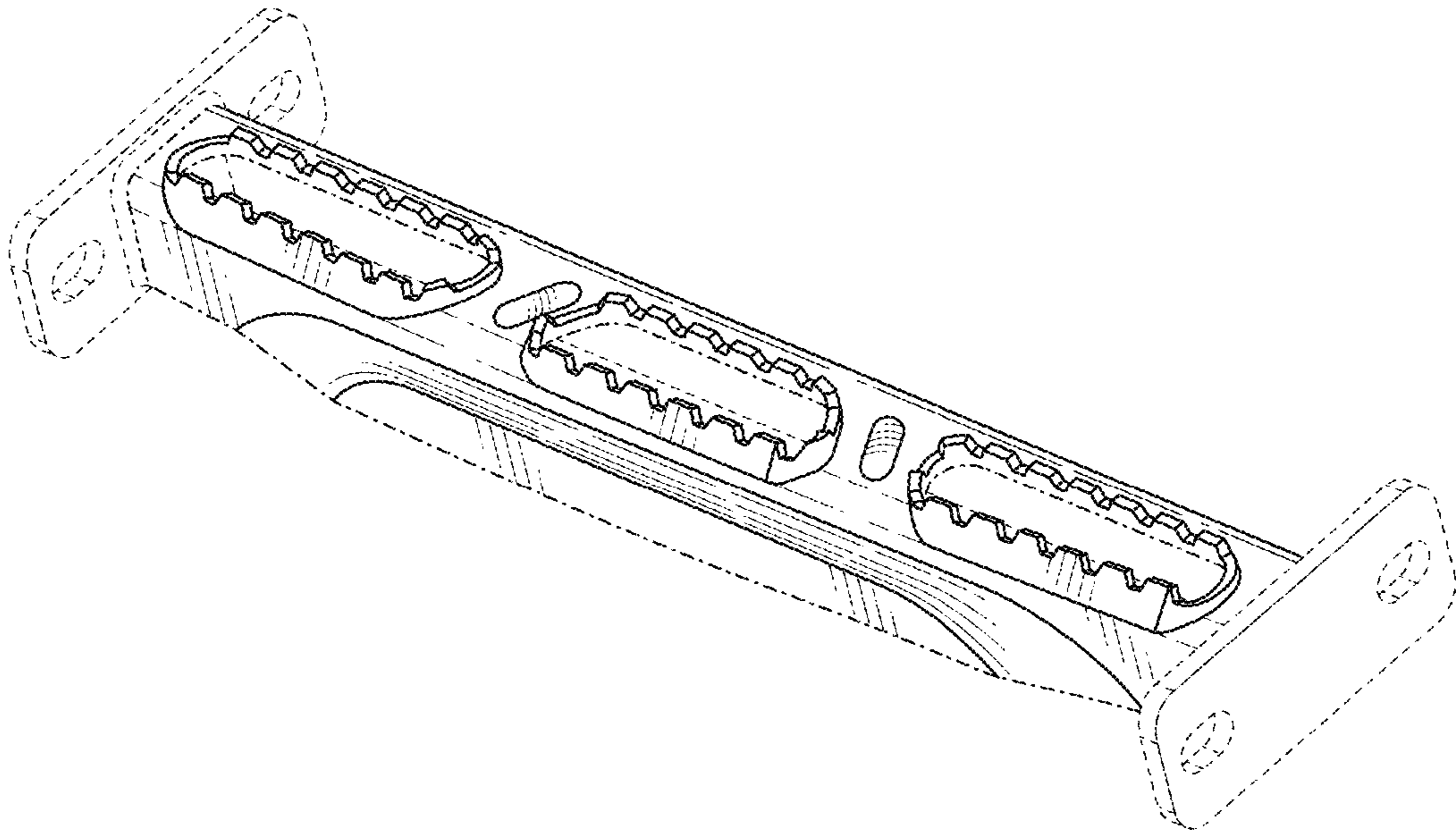


FIG. 9

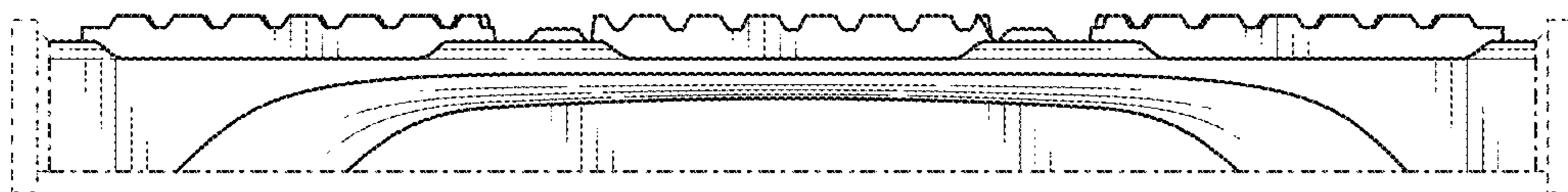


FIG. 10

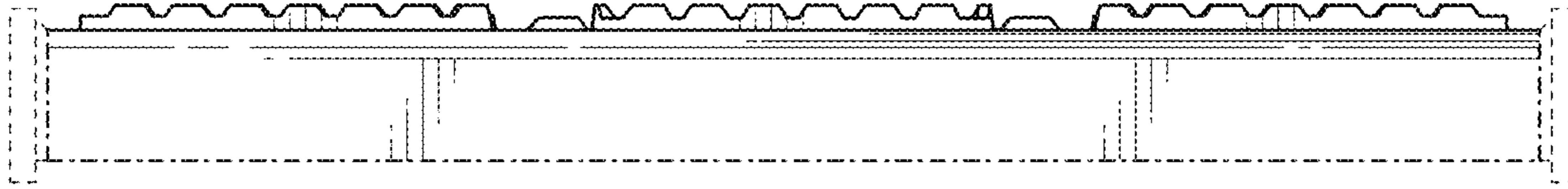


FIG. 11




FIG. 12




FIG. 13

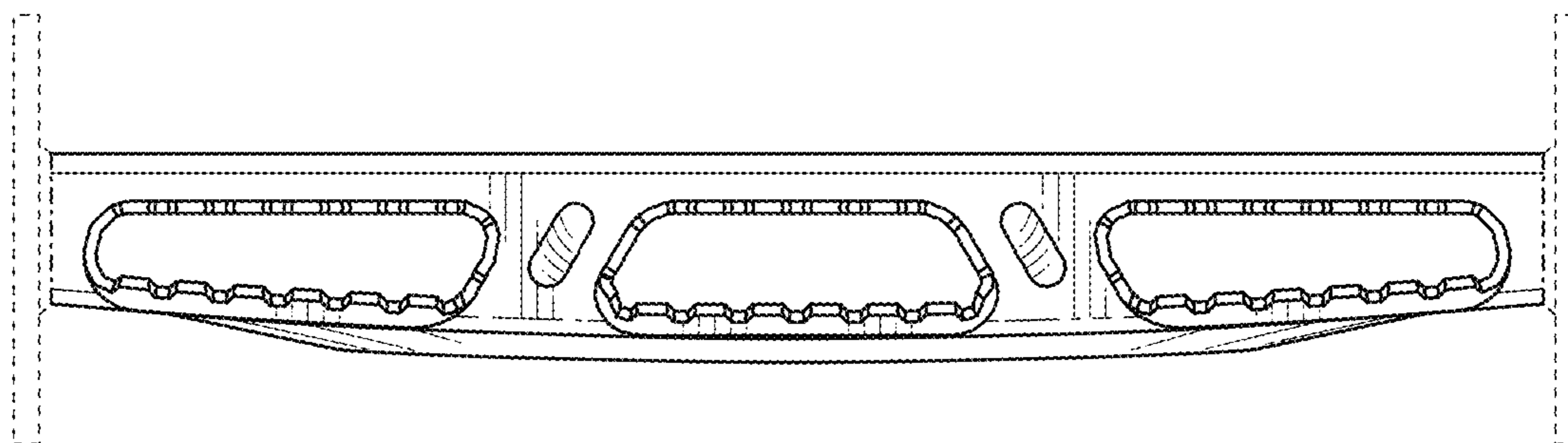


FIG. 14

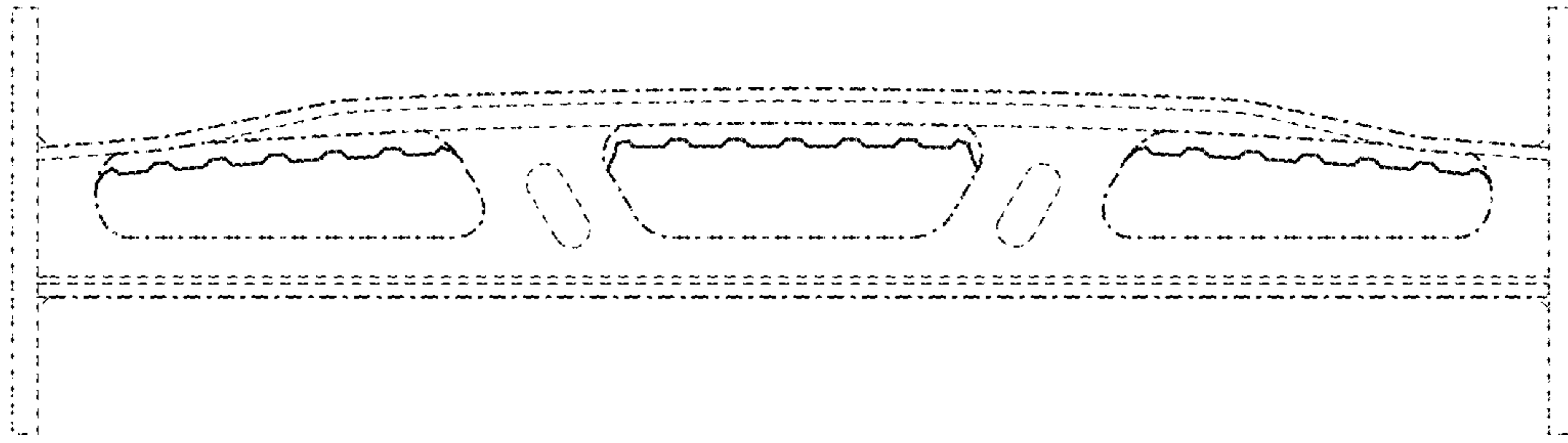


FIG. 15

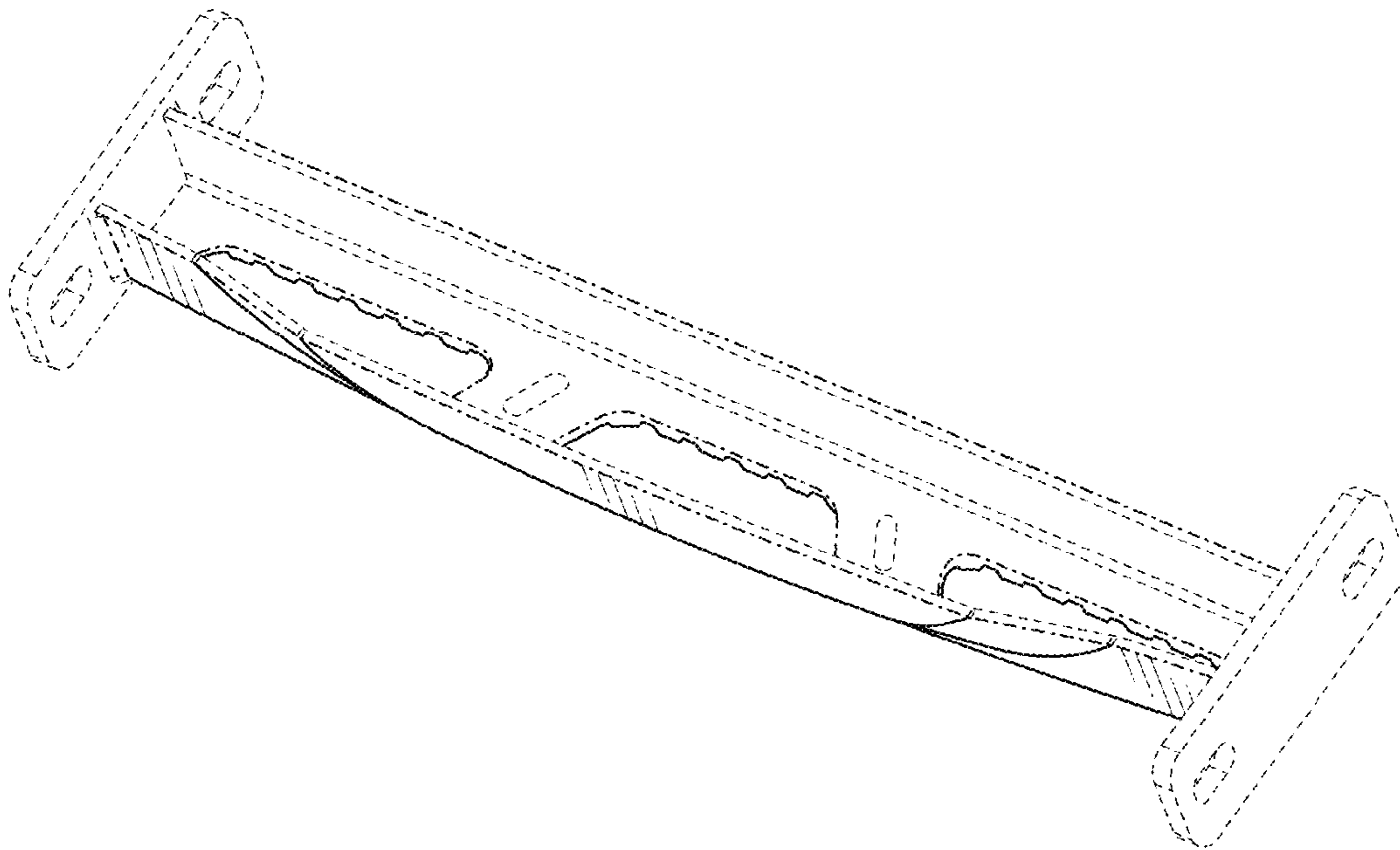


FIG. 16