



US00D776028S

(12) **United States Design Patent**
Martinez

(10) **Patent No.:** **US D776,028 S**
(45) **Date of Patent:** **** Jan. 10, 2017**

(54) **ELECTRICAL-MECHANICAL SUN VISOR FOR A VEHICLE WINDOW**

(71) Applicant: **Abel Martinez**, Hialeah, FL (US)

(72) Inventor: **Abel Martinez**, Hialeah, FL (US)

(**) Term: **14 Years**

(21) Appl. No.: **29/522,450**

(22) Filed: **Mar. 31, 2015**

(51) **LOC (10) Cl.** **12-08**

(52) **U.S. Cl.**
USPC **D12/183**

(58) **Field of Classification Search**
USPC D12/183, 400, 401, 191, 180, 182, 417, D12/174
CPC B60J 1/20; B60J 13/02; B60J 3/0208; B60J 1/2008; B60J 1/2005; B60J 1/2002; B60J 1/0204

See application file for complete search history.

(56) **References Cited**

U.S. PATENT DOCUMENTS

5,117,889	A *	6/1992	Coe	B60J 1/2091	160/134
5,657,810	A *	8/1997	Levy	B60J 1/2091	160/134
5,813,448	A *	9/1998	Levy	B60J 3/02	160/134
6,192,967	B1 *	2/2001	Huang	B60J 1/2091	160/134
6,959,752	B2 *	11/2005	Huang	B60J 1/2091	160/370.23

6,976,523	B2 *	12/2005	Huang	B60J 1/2091	160/368.1
8,104,820	B2 *	1/2012	Browne	B60J 11/025	160/370.23
D695,170	S *	12/2013	Eskandry	D12/183	
D708,558	S *	7/2014	Coombs	D12/183	
D710,774	S *	8/2014	Eskandry	D12/183	
D721,628	S *	1/2015	Eskandry	D12/183	
D733,020	S *	6/2015	Queen	D12/183	
D750,259	S *	2/2016	Lau	D24/183	

* cited by examiner

Primary Examiner — Katrina A Betton

(74) *Attorney, Agent, or Firm* — Mitchell Law PLLC; Matthew W. Mitchell

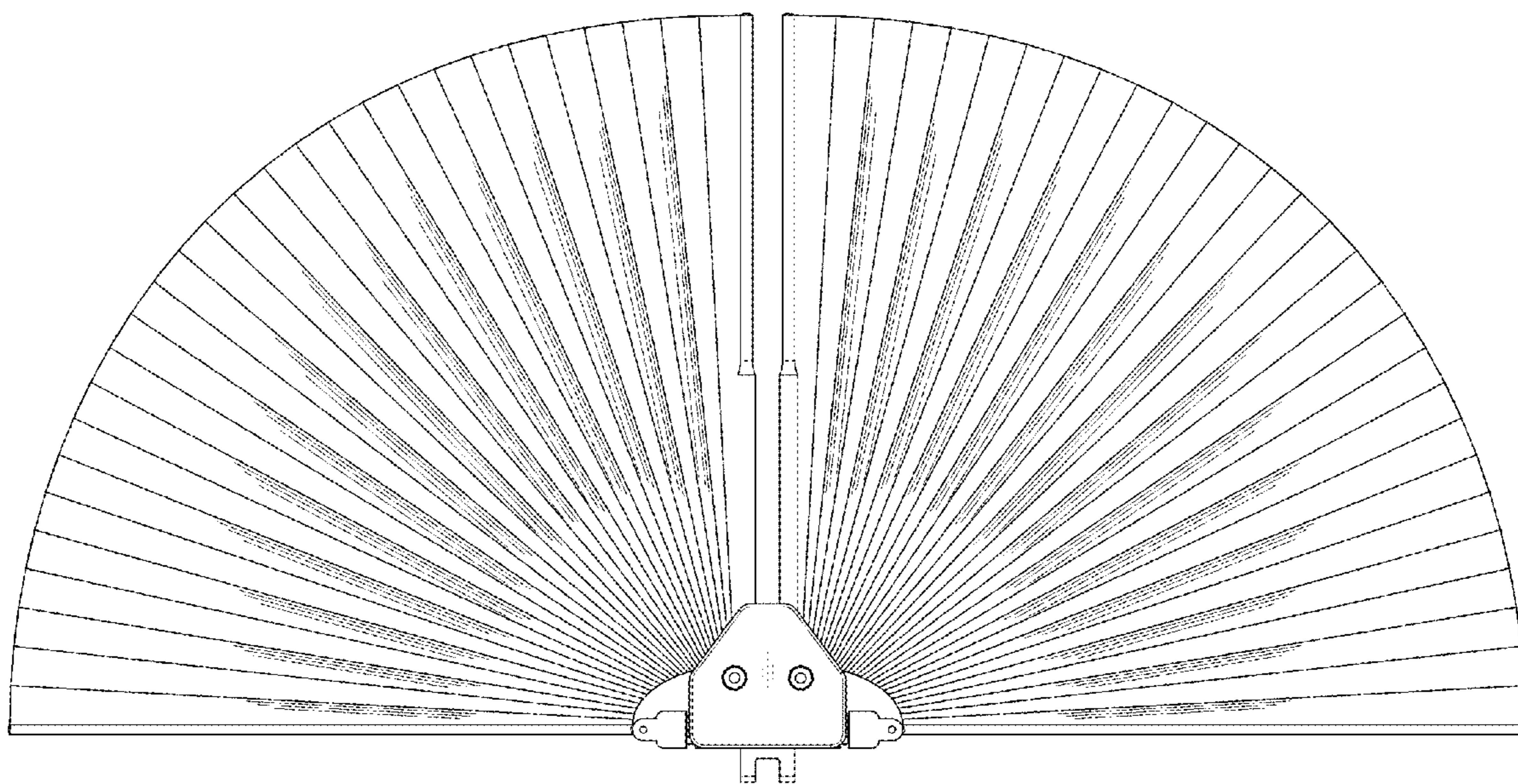
(57) **CLAIM**

The ornamental design for an electrical-mechanical sun visor for a vehicle window, as shown.

DESCRIPTION

FIG. 1 is a front perspective view of the electrical-mechanical sun visor for a vehicle window of the present invention; FIG. 2 is a front view of the invention of FIG. 1; FIG. 3 is a back view of the invention of FIG. 1; FIG. 4 is a side view of the invention of FIG. 1, as seen from the right side of FIG. 2; FIG. 5 is a side view of the invention of FIG. 1, as seen from the left side of FIG. 2; FIG. 6 is a top view in elevation of the invention of FIG. 1; and, FIG. 7 is a bottom view of the invention of FIG. 1.

1 Claim, 4 Drawing Sheets



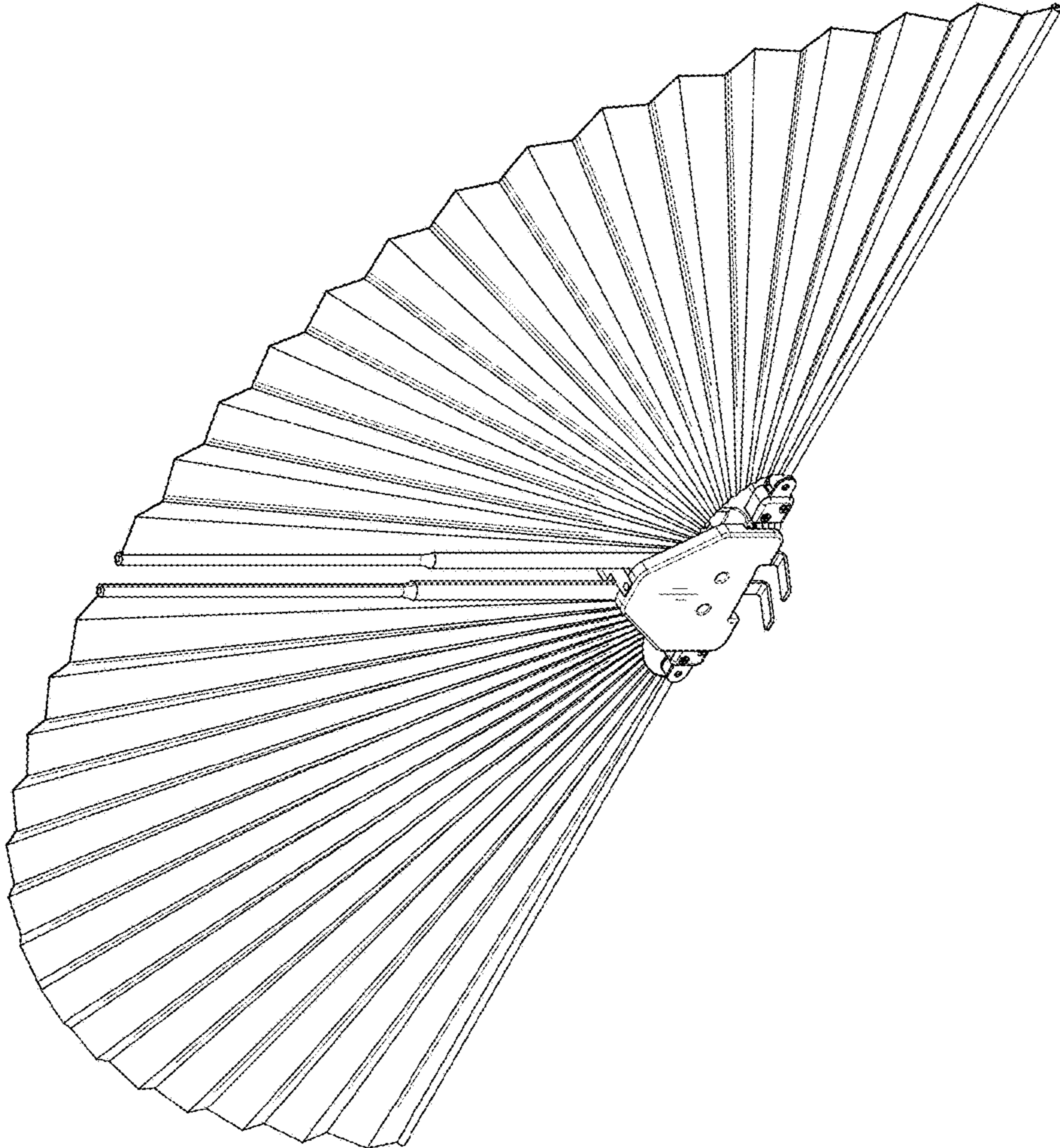


FIG. 1

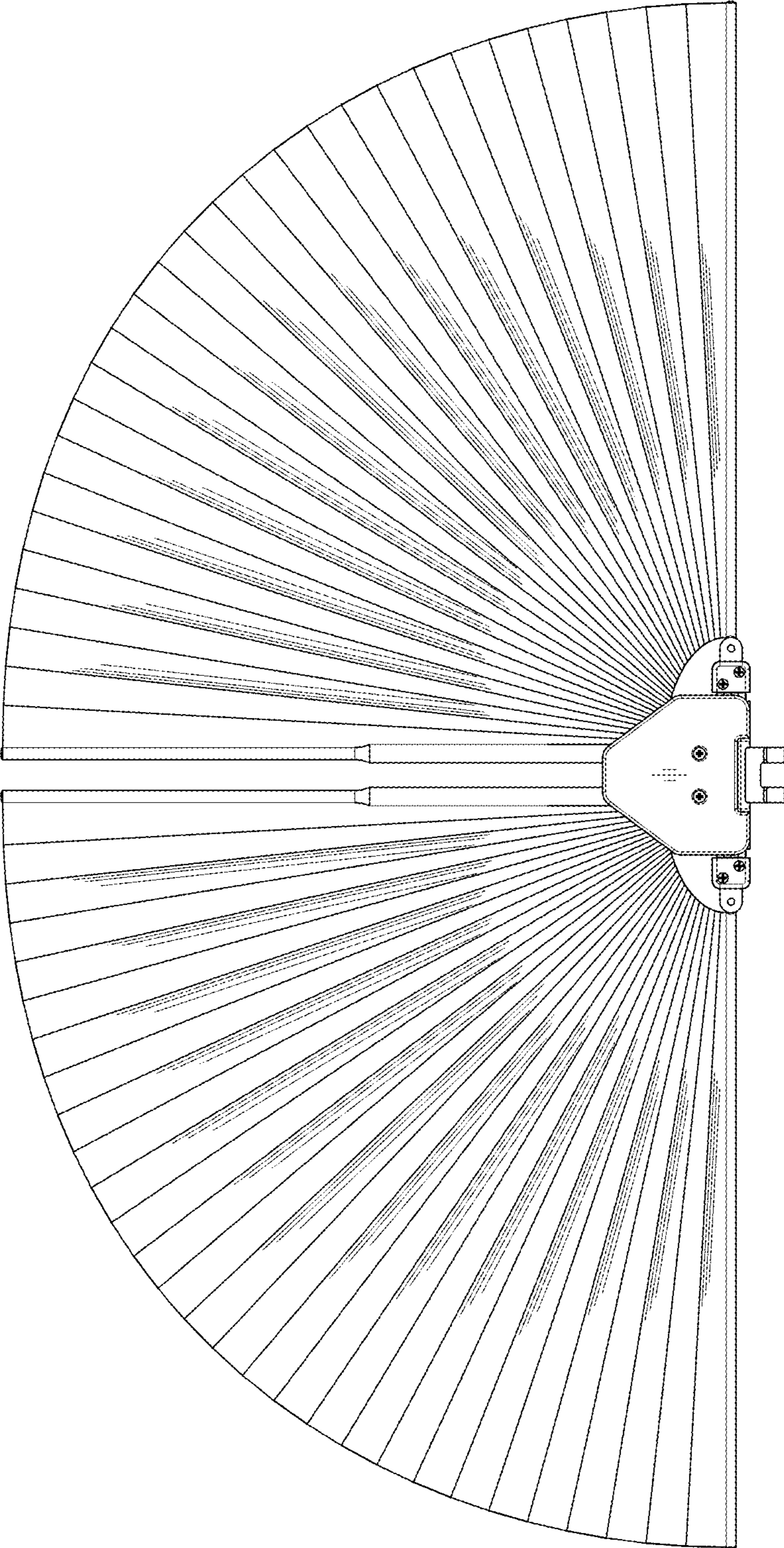


FIG. 2

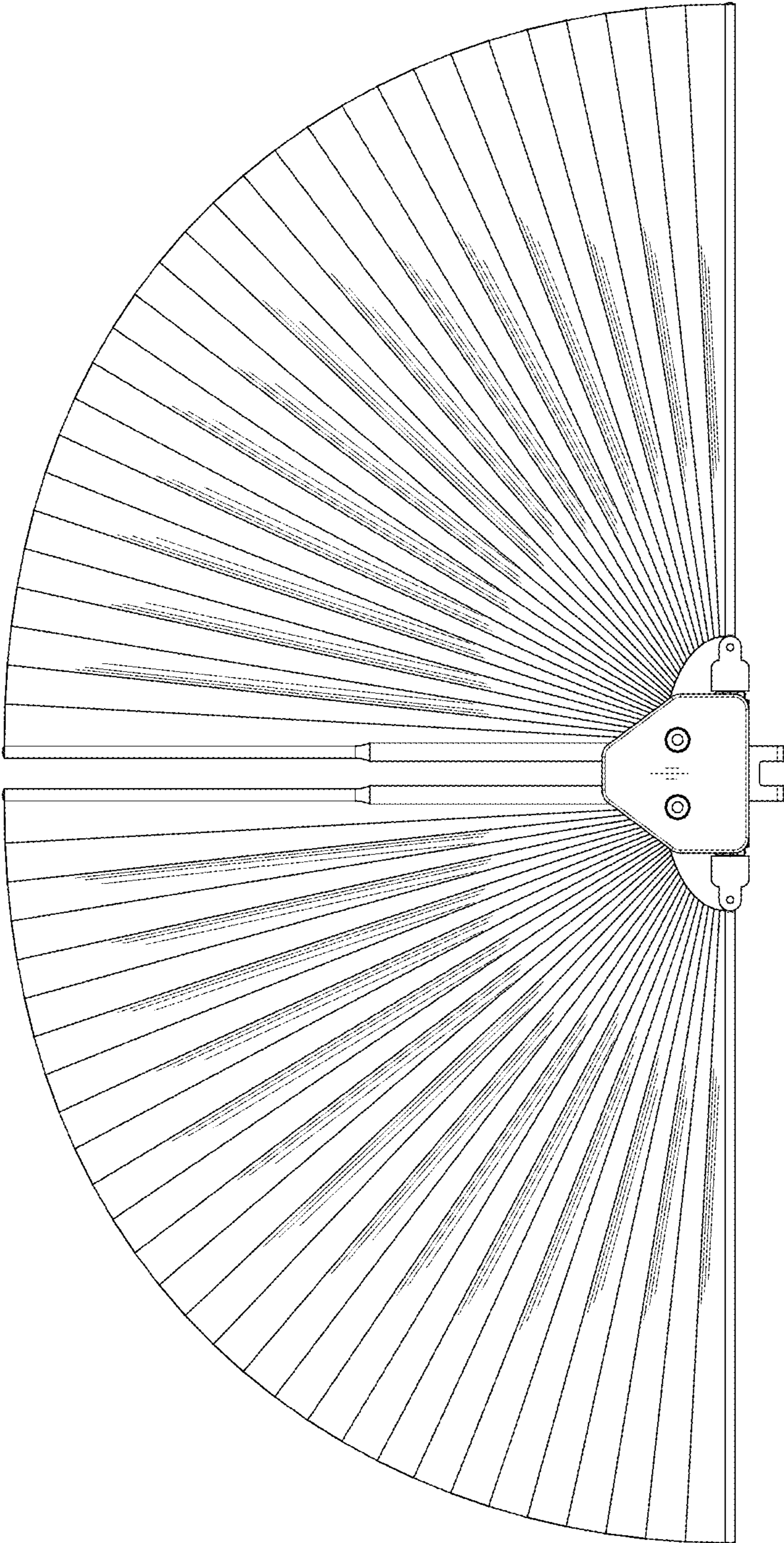


FIG. 3

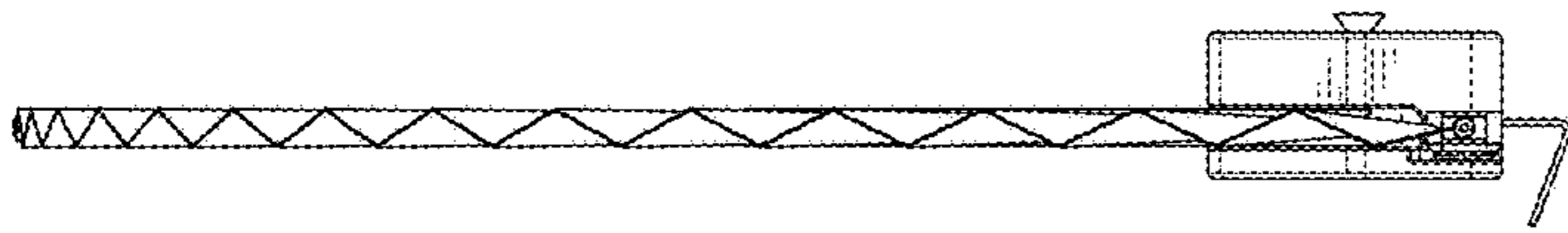


FIG. 4

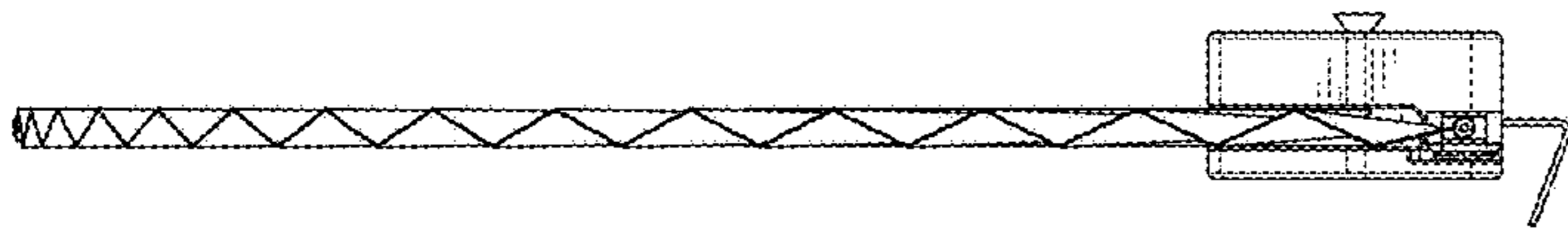


FIG. 5

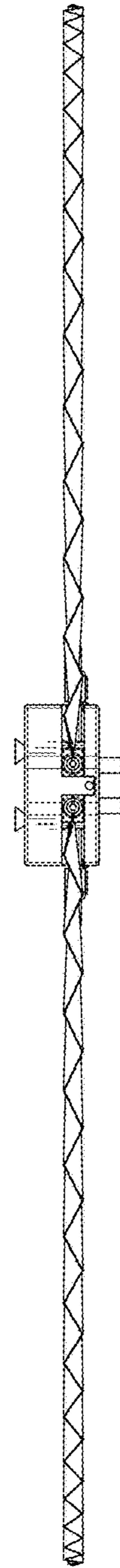


FIG. 6

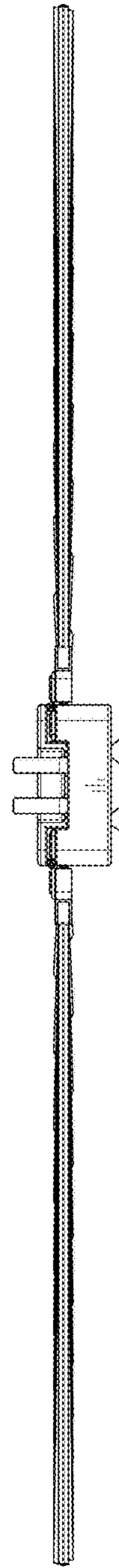


FIG. 7