



US00D776025S

(12) **United States Design Patent** (10) **Patent No.:** **US D776,025 S**
Tsai (45) **Date of Patent:** **** Jan. 10, 2017**

(54) **LEVER ARM OF MOTORCYCLE GEAR SHIFT LEVER**

D539,198 S * 3/2007 Sands D12/179
D540,726 S * 4/2007 Caiazzo D12/179
D544,419 S * 6/2007 Caiazzo D12/179
D565,486 S * 4/2008 James D12/114

(71) Applicant: **Auto-State Industrial Co., LTD.,**
Taichung (TW)

(Continued)

(72) Inventor: **Hsieh-Yi Tsai,** Taichung (TW)

OTHER PUBLICATIONS

(73) Assignee: **Auto-State Industrial Co., LTD.,**
Taichung (TW)

Hondo. "McDonald's Products Heavy Duty Folding Shifter Review." KLR World., Feb. 6, 2007 [online], [retrieved on Aug. 30, 2016]. Retrieved from the Internet <URL: http://klrworld.com/index.php?option=com_content&task=view&id=202>.*

(**) Term: **15 Years**

(Continued)

(21) Appl. No.: **29/534,620**

Primary Examiner — Darlington Ly

(22) Filed: **Jul. 30, 2015**

(74) *Attorney, Agent, or Firm* — LeClairRyan

(30) **Foreign Application Priority Data**

(57) **CLAIM**

Feb. 2, 2015 (TW) 104300522

The ornamental design for a lever arm of motorcycle gear shift lever, as shown and described.

(51) **LOC (10) Cl.** **12-16**

DESCRIPTION

(52) **U.S. Cl.**
USPC **D12/179**

(58) **Field of Classification Search**
USPC D12/107, 110, 114, 122, 125, 174,
179,D12/180, 400; D8/349, 354, 356;
D21/663, 667, 694; 74/473.16, 512, 559
CPC B62M 25/06; G05G 1/34
See application file for complete search history.

FIG. 1 is a perspective view of the lever arm showing my new design;
FIG. 2 is a front elevational view thereof;
FIG. 3 is a rear elevational view thereof;
FIG. 4 is a left side elevational view thereof;
FIG. 5 is a right side elevational view thereof;
FIG. 6 is a top plan view thereof;
FIG. 7 is a bottom plan view thereof; and,
FIG. 8 is another perspective view illustrating that the lever arm is pivotally connected to a pedal part of the motorcycle gear shift lever.

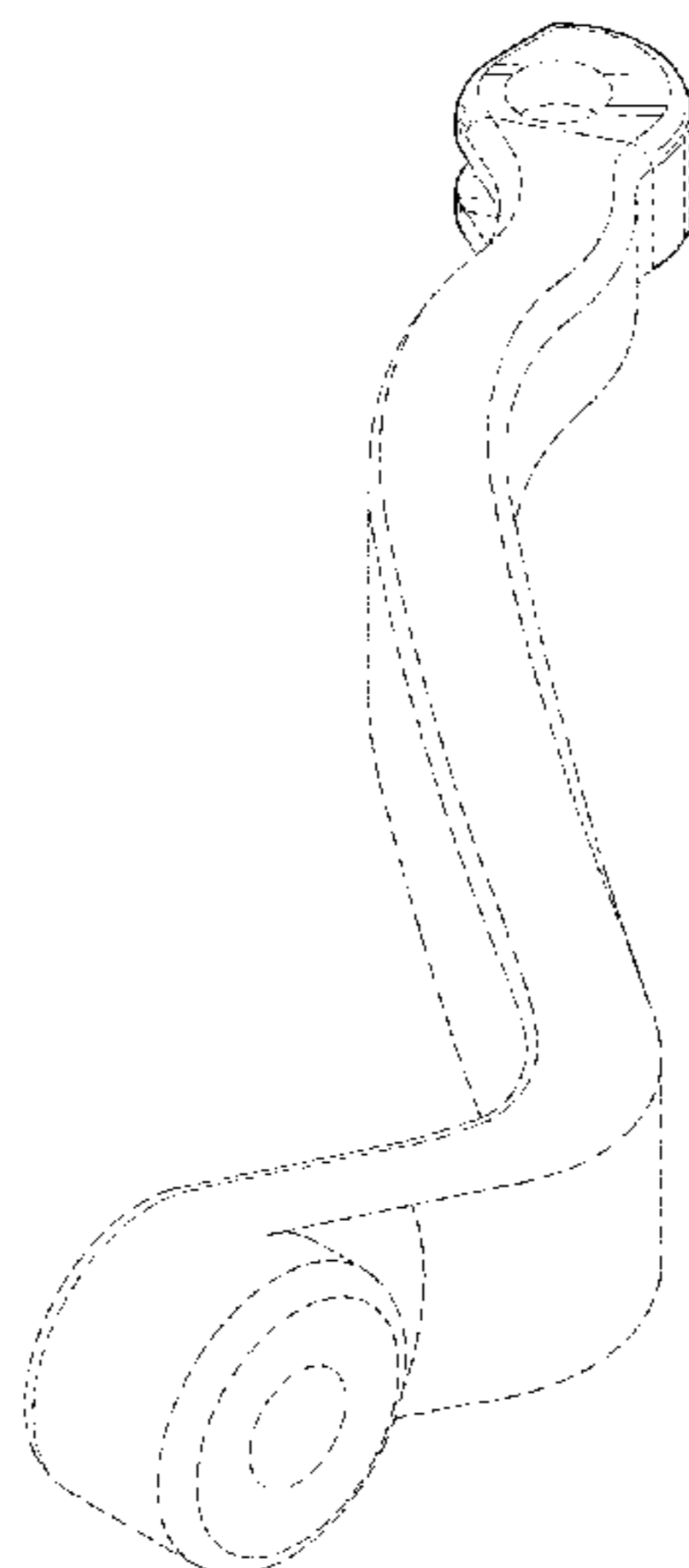
(56) **References Cited**

U.S. PATENT DOCUMENTS

D222,445 S * 10/1971 Hurst, Jr. et al. D12/179
D289,028 S * 3/1987 Grandy D12/174
5,354,086 A * 10/1994 Mueller B62J 25/00
180/219
D428,371 S * 7/2000 Marsh D12/179
D433,973 S * 11/2000 Marsh D12/179
D440,916 S * 4/2001 Marsh D12/179
D457,841 S * 5/2002 Hansen D12/179
D537,022 S * 2/2007 Sands D12/179

Portions of the lever arm illustrated by the broken lines shown in FIGS. 1 to 8 form no part of the claimed design. The broken lines illustrating the pedal part shown in FIG. 8 are for illustrating environmental structure only and form no part of the claimed design. The dash-dot broken lines in the drawings illustrate boundaries for the claimed design and form no part thereof.

1 Claim, 6 Drawing Sheets



(56)

References Cited

U.S. PATENT DOCUMENTS

D601,472 S * 10/2009 Griffin D12/179
D657,723 S * 4/2012 Gohr D12/179
D710,273 S * 8/2014 LeBlanc D12/179
2009/0090578 A1* 4/2009 Ross B62M 25/06
180/364
2010/0050807 A1* 3/2010 Tsai B62K 23/06
74/502.2
2016/0114860 A1* 4/2016 Sattamini B62M 25/06
74/473.16

OTHER PUBLICATIONS

“Cycle Pirates Folding Shift Lever.” Moto Sport., Aug. 2011
[online], [retrieved on Aug. 30, 2016]. Retrieved from the Internet
<URL: <http://www.motosport.com/cycle-pirates-folding-shift-lever#reviews>>.*

* cited by examiner

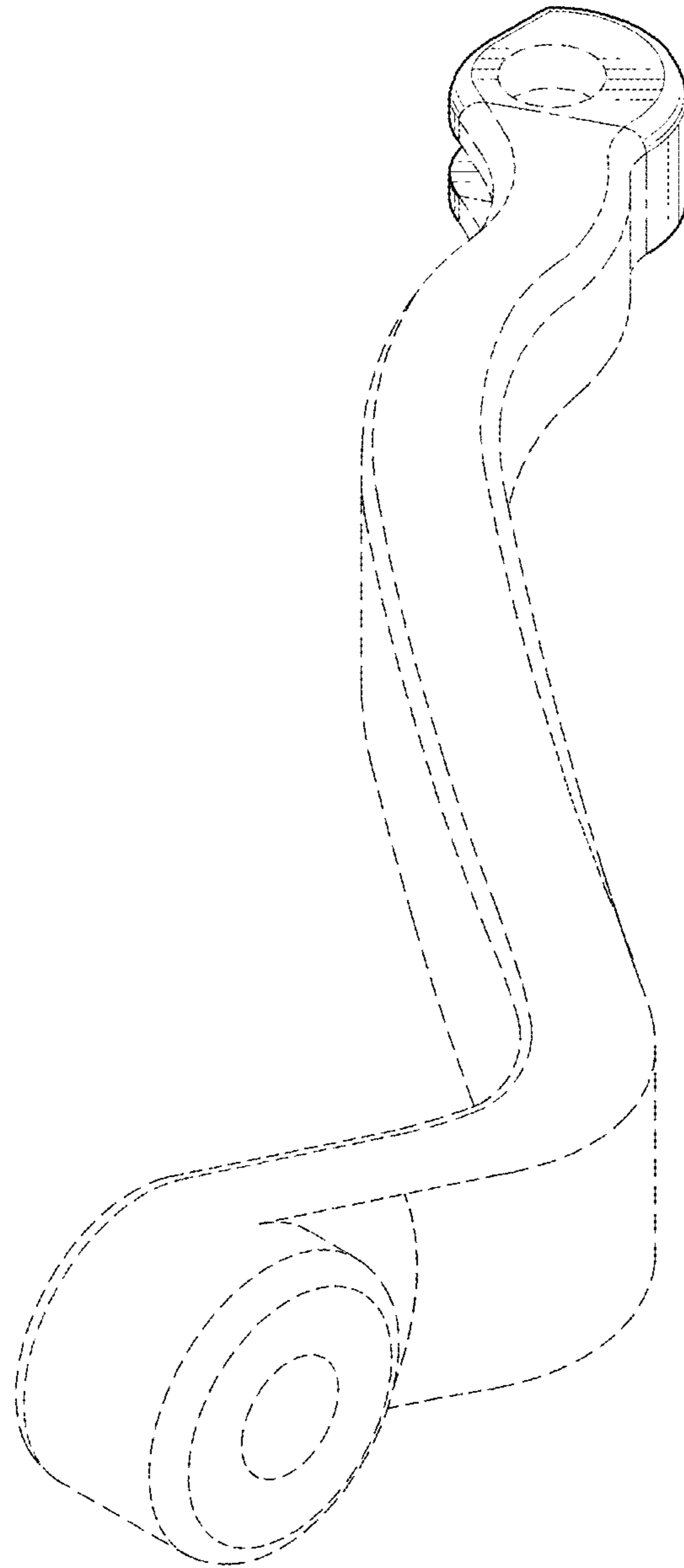


FIG. 1

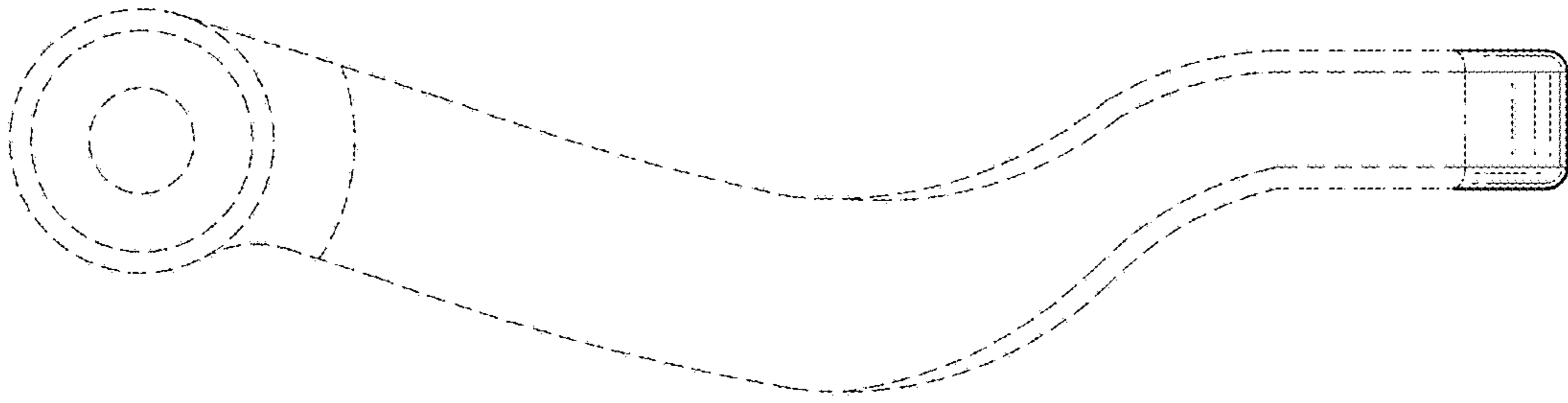


FIG.2

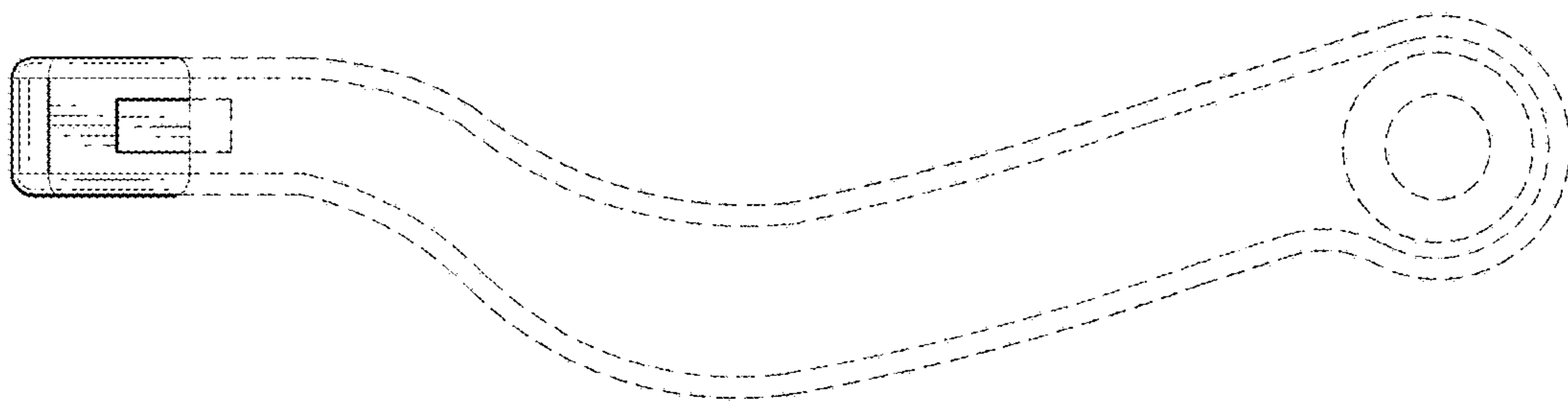


FIG.3

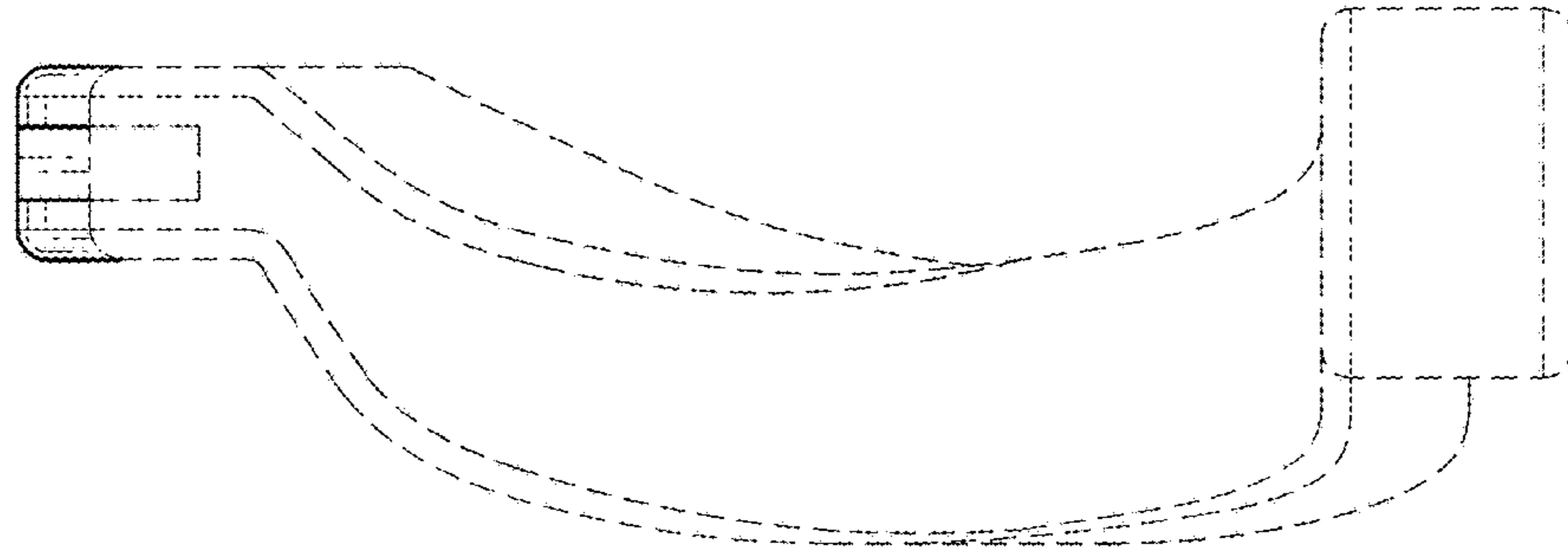


FIG. 4

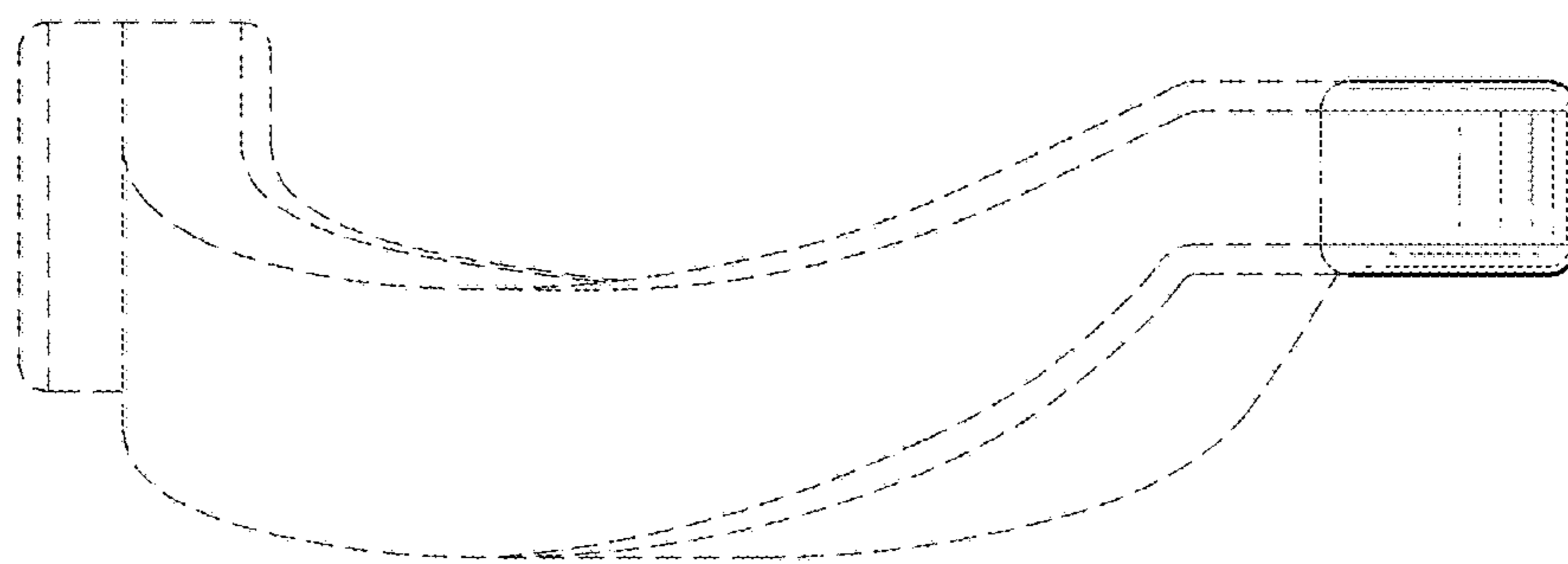


FIG. 5



FIG.6



FIG.7

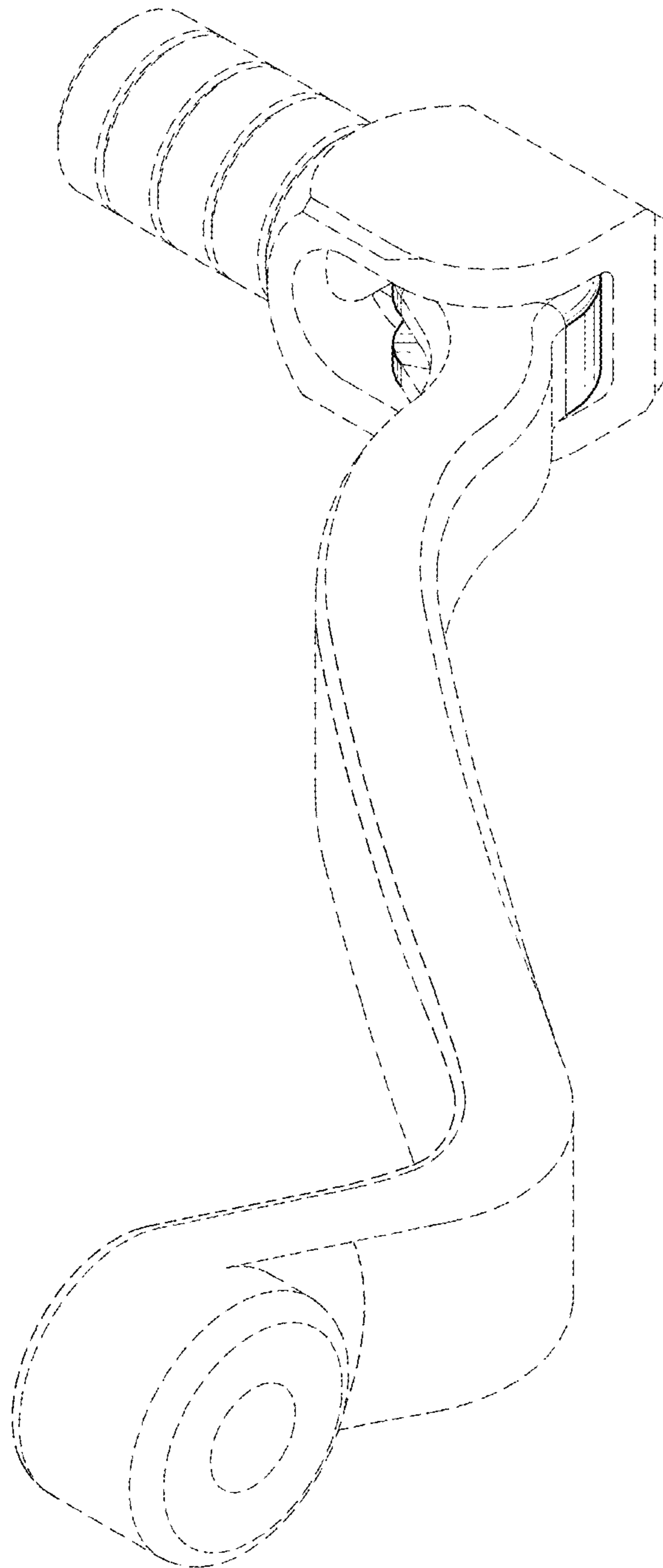


FIG.8