



US00D776004S

(12) **United States Design Patent** (10) **Patent No.:** **US D776,004 S**  
**Pisano** (45) **Date of Patent:** **\*\* Jan. 10, 2017**

(54) **RAILWAY TIE PLATE**  
(71) Applicant: **Canadian Pacific Railway Company,**  
Calgary (CA)  
(72) Inventor: **Luigi Pisano,** Calgary (CA)  
(73) Assignee: **Canadian Pacific Railway Company,**  
Calgary (CA)

5,104,041 A 4/1992 Remington  
5,782,406 A 7/1998 Igwemezie  
6,974,087 B2 12/2005 Faichney  
7,690,584 B2 4/2010 Geissele et al.  
8,123,145 B2 2/2012 Igwemezie  
2008/0121731 A1\* 5/2008 Ollendick ..... E01B 3/46  
238/29  
2012/0080534 A1 4/2012 Ryou et al.

(\*\*) Term: **15 Years**

(21) Appl. No.: **29/526,999**

(22) Filed: **May 14, 2015**

(30) **Foreign Application Priority Data**

Nov. 24, 2014 (CA) ..... 159709

(51) **LOC (10) Cl.** ..... **12-04**

(52) **U.S. Cl.**  
USPC ..... **D12/51**

(58) **Field of Classification Search**  
USPC ..... D12/36-52; 239/287  
CPC ..... E01B 9/44; E01B 9/40; E01B 9/42;  
E01B 3/16; E01B 9/486; E01B  
9/483; E01B 9/34

See application file for complete search history.

(56) **References Cited**

**U.S. PATENT DOCUMENTS**

1,817,849 A \* 8/1931 Schupp ..... E01B 9/40  
238/304  
2,020,441 A \* 11/1935 Steward ..... B21K 7/08  
228/160  
2,490,962 A \* 12/1949 Reidar ..... E01B 9/486  
238/349  
2,583,610 A 1/1952 Spencer  
4,141,500 A 2/1979 Gagnani  
4,824,015 A 4/1989 Farrell et al.

**OTHER PUBLICATIONS**

Rolled Steel Baseplate to Suit 6" Base Rail & "Pandrol" Rail  
Fastening Clips, 1 page.  
Assembly Victor Eclip 18" Tie Plate, 1 page.  
Assembly Victor 18" Plate Using 136RE Rail with Screw Spikes, 1  
page.  
AREMA Manual for Railway Engineering, Tie Plates, 1 page.

(Continued)

*Primary Examiner* — T. Chase Nelson

*Assistant Examiner* — Ania Aman

(74) *Attorney, Agent, or Firm* — Senniger Powers LLP

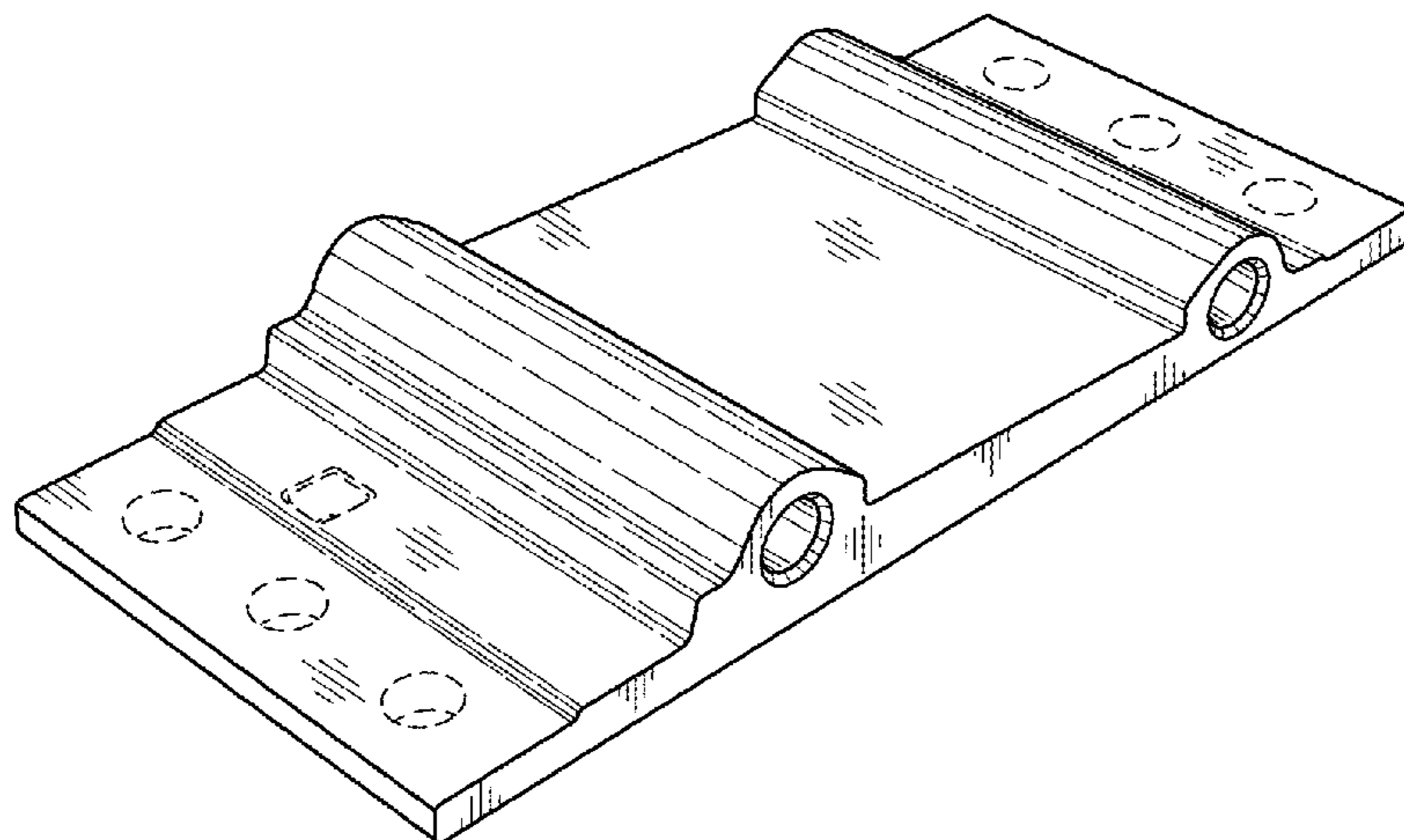
(57) **CLAIM**

The ornamental design for a railway tie plate, as shown and  
described.

**DESCRIPTION**

FIG. 1 is a perspective view of a railway tie plate of the  
present invention;  
FIG. 2 is a front view;  
FIG. 3 is a rear view;  
FIG. 4 is a left side view;  
FIG. 5 is a right side view;  
FIG. 6 is a top plan; and,  
FIG. 7 is a bottom plan.  
The broken line characters in the figures form no part of the  
claimed design.

**1 Claim, 3 Drawing Sheets**



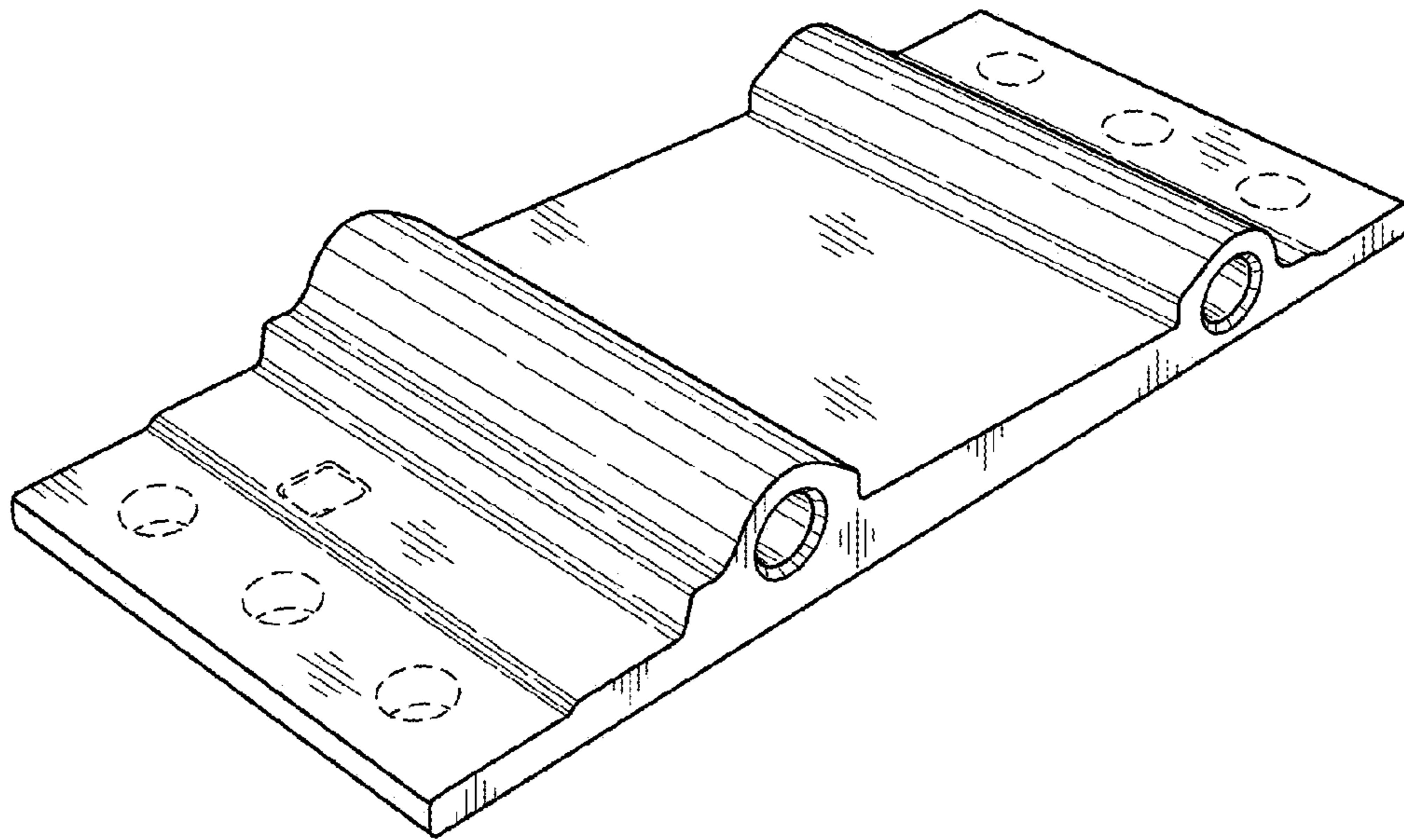
(56)

**References Cited**


OTHER PUBLICATIONS

Piccirillo, Kelly, "Victor Baseplates for CSX Transportation",  
ISSUU—Track Report 2011, 2 pages.  
CPR Rolled Steel Tie Plate, 1 page.  
CPR Tie Plates—Appendix—Specification for Low and Medium  
Carbon Steel Tie Plates, 25 pages.  
A&K Railroad Materials, Inc., Track Accessories, 3 pages, <[http://  
www.akrailroad.com/products/track-accessories](http://www.akrailroad.com/products/track-accessories)>.  
Alibaba, Railway Tie Plate, 3 pages, <[http://shsuyu.en.alibaba.com/  
products/531487166-200173768/railway\\_tie\\_plate.html](http://shsuyu.en.alibaba.com/products/531487166-200173768/railway_tie_plate.html)>.  
Mitchell, Alison, "PANDROL Introduces New VICTOR Fastening  
System", Crossties, Jan./Feb. 2004, pp. 16-18, <[http://www.rta.org/  
assets/docs/JanuaryFebruary2004/jan\\_feb%2004%20xties-2.pdf](http://www.rta.org/assets/docs/JanuaryFebruary2004/jan_feb%2004%20xties-2.pdf)>.


\* cited by examiner



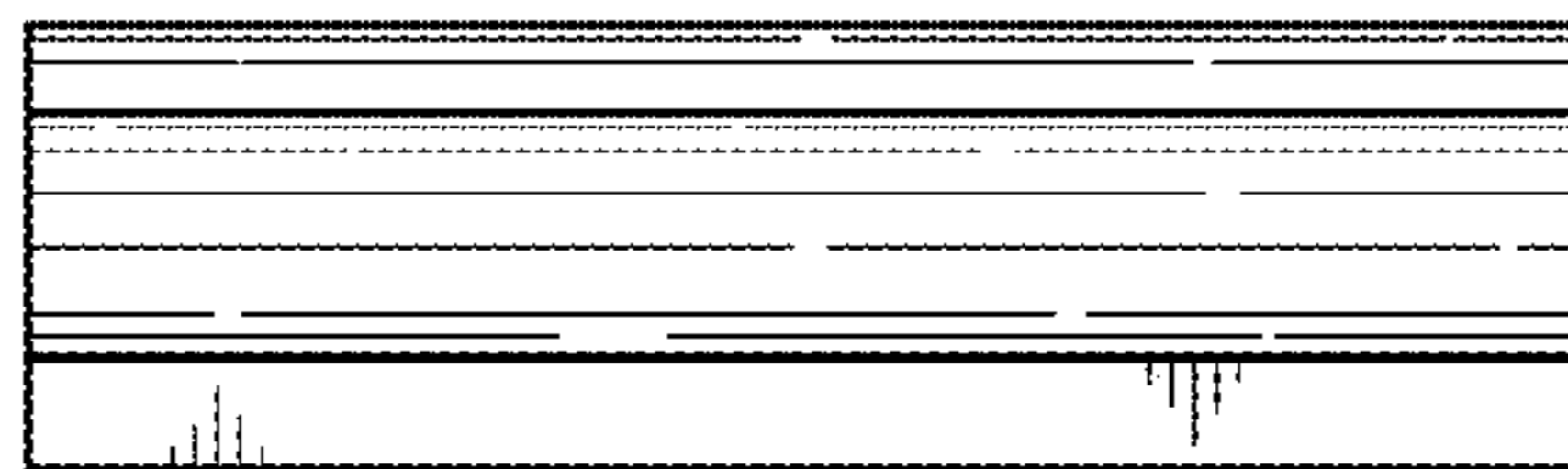
**FIG. 1**



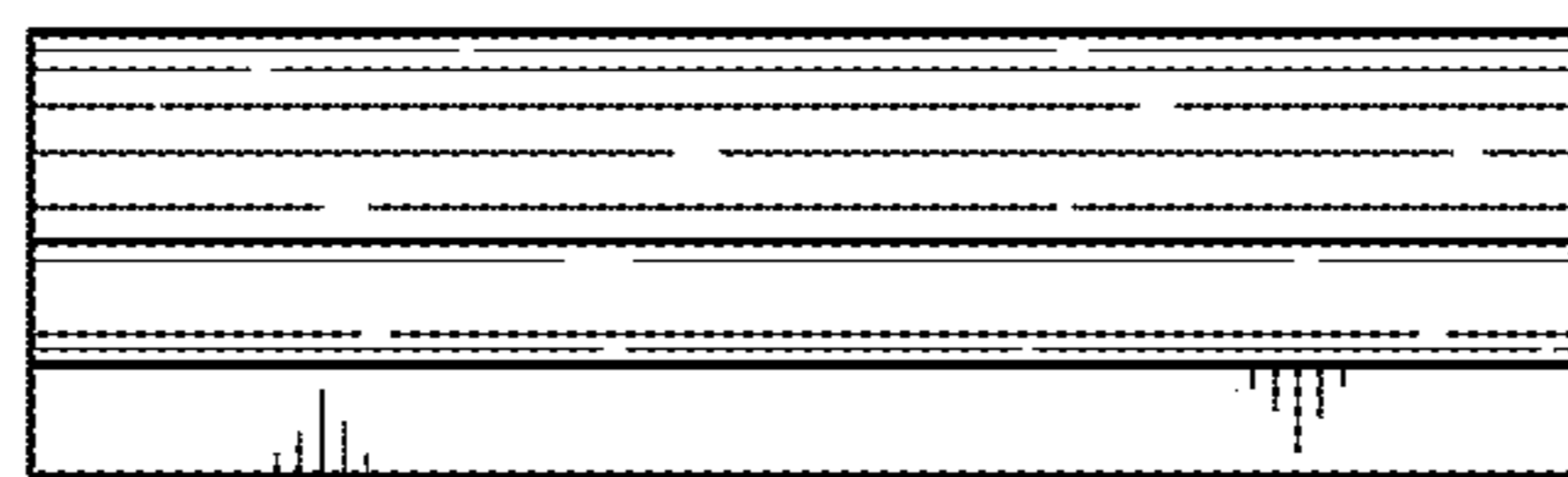
**FIG. 2**




**FIG. 3**



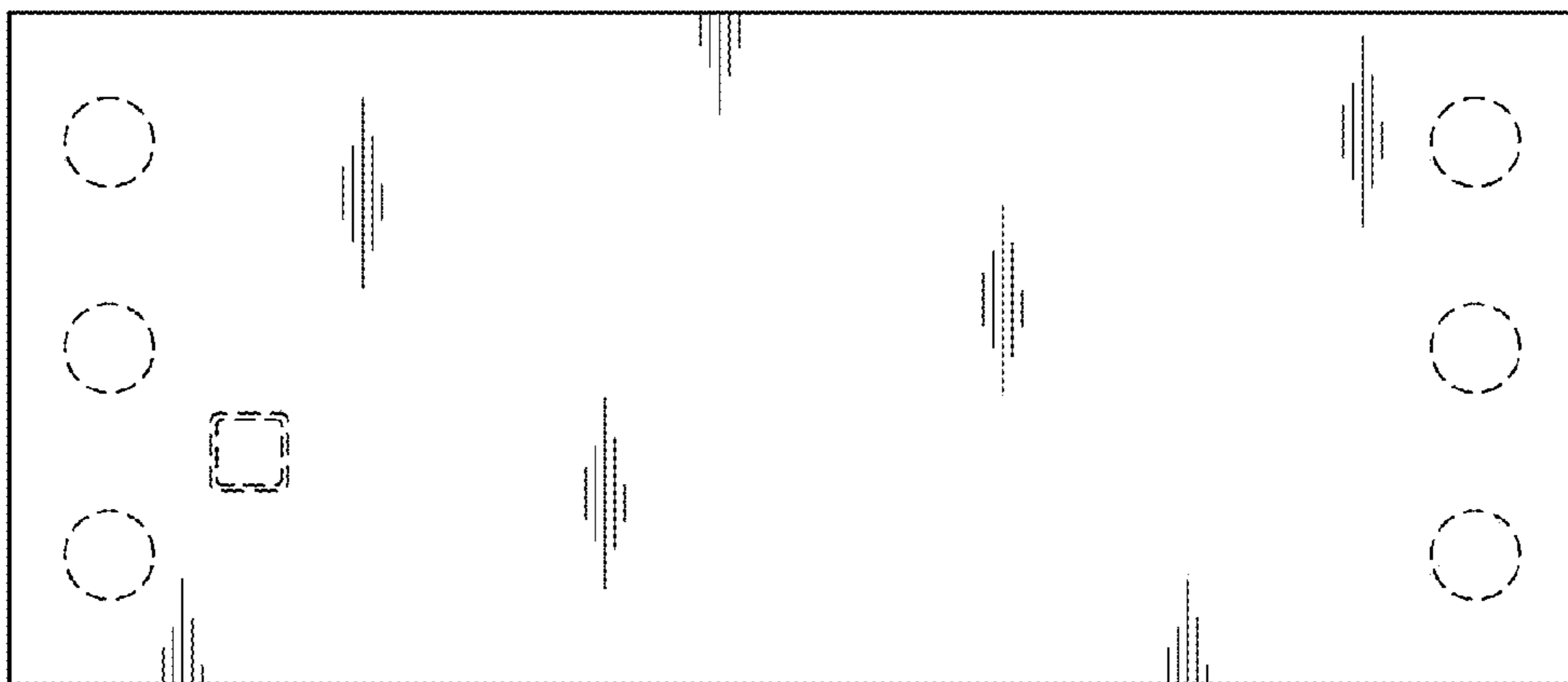
**FIG. 4**



**FIG. 5**



**FIG. 6**



**FIG. 7**