



US00D775996S

(12) **United States Design Patent**
Cabarbaye

(10) **Patent No.:** **US D775,996 S**

(45) **Date of Patent:** **** Jan. 10, 2017**

(54) **DECORATIVE ELEMENT FOR JEWELRY**

(71) Applicant: **VAN CLEEF & ARPELS SA,**
Villars-sur-Glâne (CH)

(72) Inventor: **Anne Cabarbaye,** Avignon-Montfavet
(FR)

(73) Assignee: **Van Cleef & Arpels SA,**
Villars-sur-Glâne (CH)

(**) Term: **15 Years**

(21) Appl. No.: **29/529,277**

(22) Filed: **Jun. 5, 2015**

(30) **Foreign Application Priority Data**

Dec. 10, 2014 (WO) DM/085538

(51) **LOC (10) Cl.** **11-01**

(52) **U.S. Cl.**
USPC **D11/86**

(58) **Field of Classification Search**
USPC D11/1-2, 7, 40-44, 46-49, 53, 56, 57,
D11/59-61, 63, 65, 79-83, 86-87, 89-92,
D11/99, 101, 106, 114-116, 200-201;
63/18-20

CPC A44C 5/02
See application file for complete search history.

(56) **References Cited**

U.S. PATENT DOCUMENTS

D252,743 S * 8/1979 Jaramillo D11/56
D322,043 S * 12/1991 Chia D11/6

D373,303 S * 9/1996 Bailey D11/103
D393,345 S * 4/1998 Clegg D11/70
D439,194 S * 3/2001 Kharloubian D11/103
D534,452 S * 1/2007 Reardon D11/1
D535,904 S * 1/2007 Reardon D11/1
D614,073 S * 4/2010 Cabarbaye D11/1

* cited by examiner

Primary Examiner — Zenia Bennett

(74) *Attorney, Agent, or Firm* — Taft Stettinius &
Hollister LLP

(57) **CLAIM**

The ornamental design for a decorative element for jewelry,
as shown and described.

DESCRIPTION

FIG. 1 is a front side view of a decorative element for
jewelry of the present invention.

FIG. 2 is a rear side view of the decorative element for
jewelry of FIG. 1.

FIG. 3 is a top view of the decorative element for jewelry of
FIG. 1.

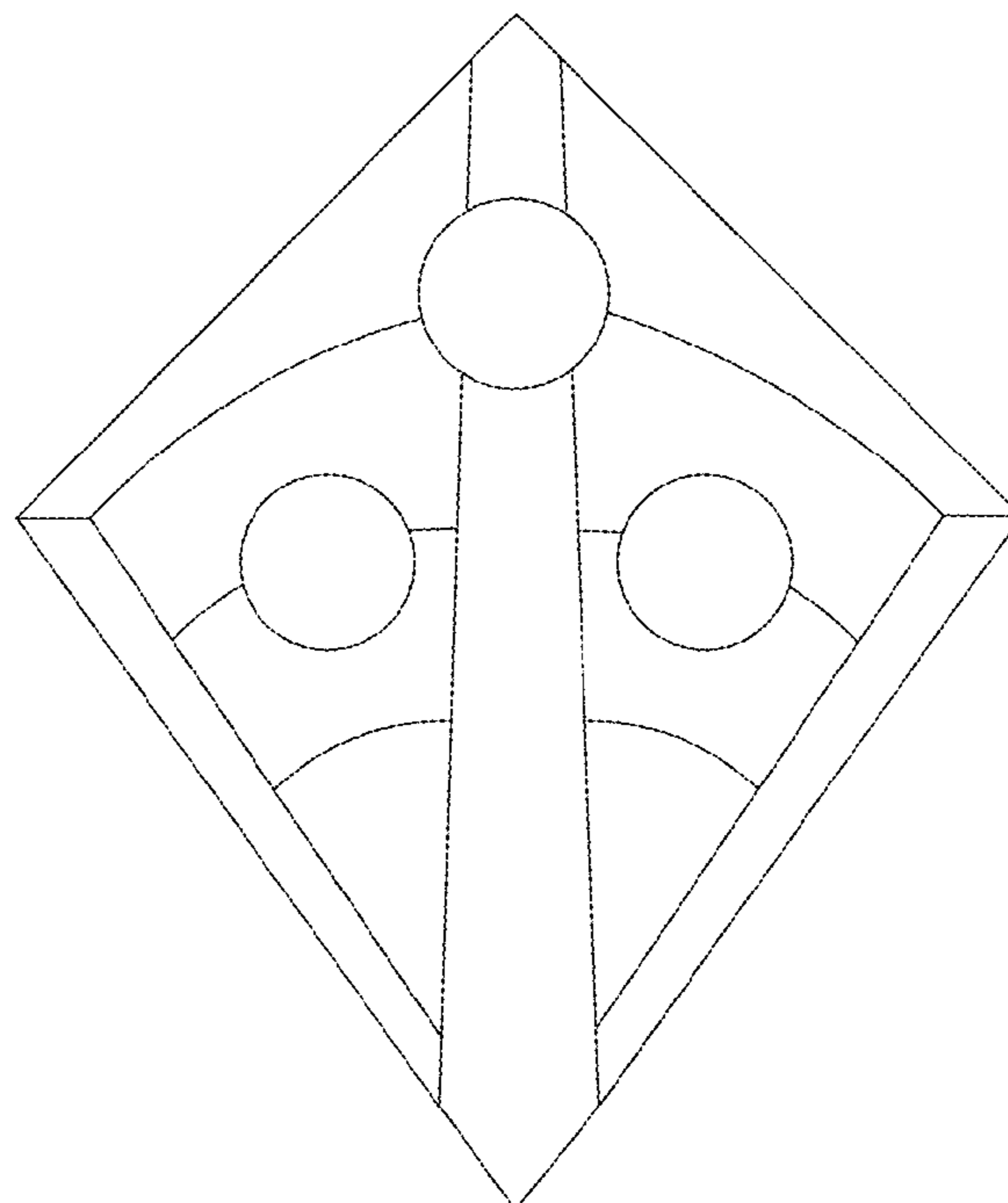
FIG. 4 is a bottom view of the decorative element for jewelry
of FIG. 1.

FIG. 5 is a right side view of the decorative element for
jewelry of FIG. 1.

FIG. 6 is a left side view of the decorative element for
jewelry of FIG. 1; and,

FIG. 7 is a front-side perspective view of the decorative
element for jewelry of FIG. 1.

1 Claim, 2 Drawing Sheets



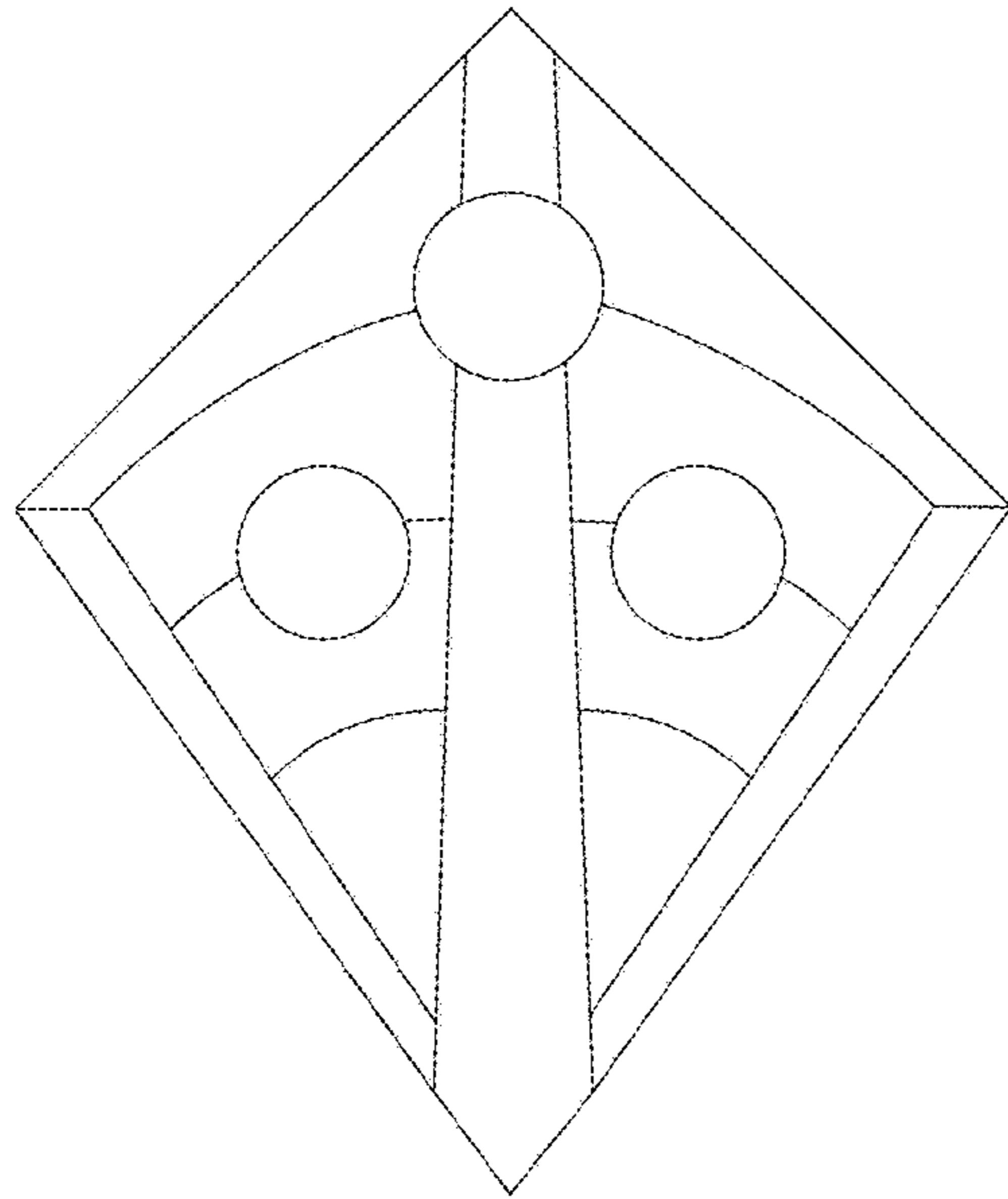


Fig. 1




Fig. 2



Fig. 3



Fig. 4



Fig. 5



Fig. 6

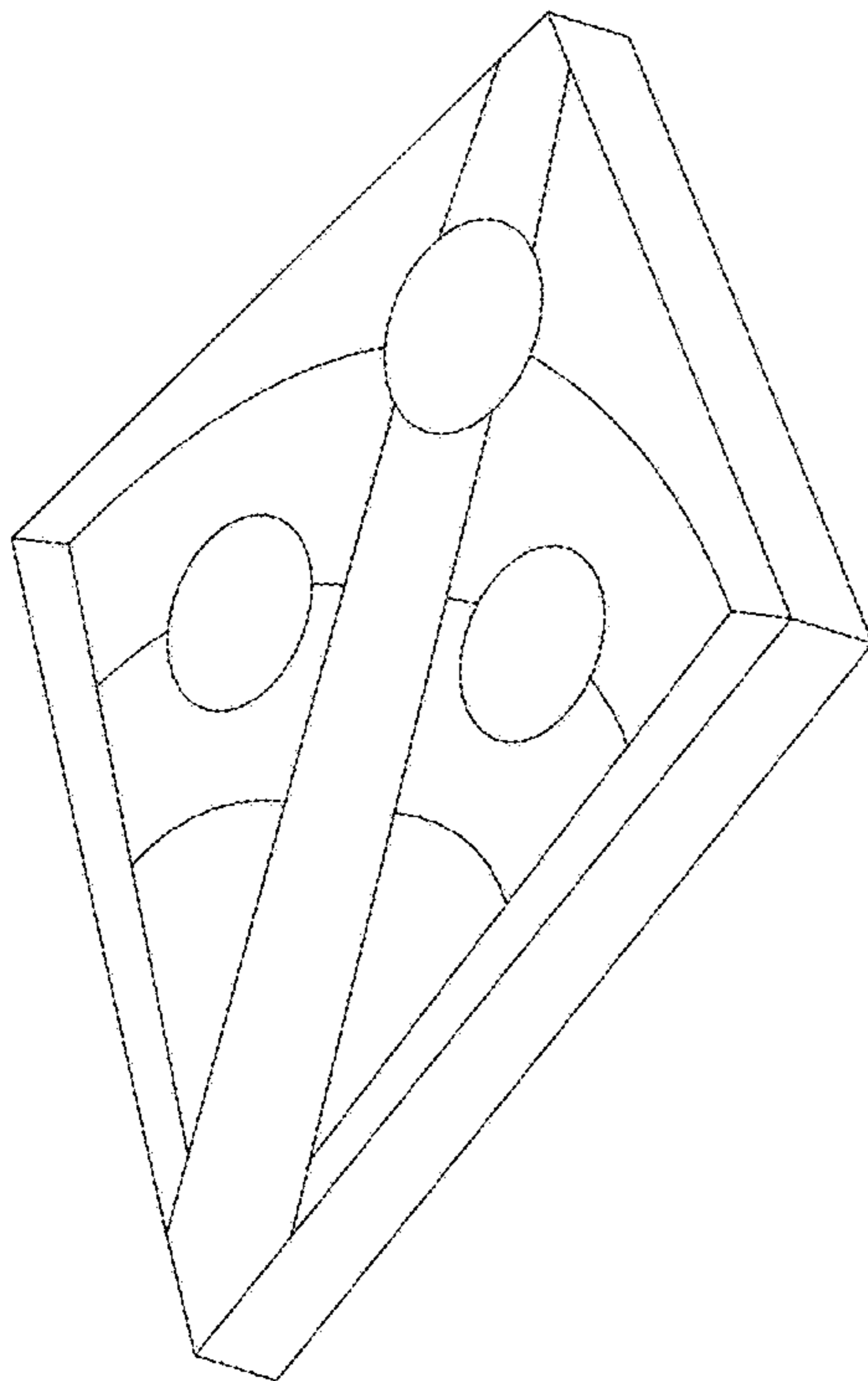


Fig. 7