



US00D775990S

(12) **United States Design Patent** (10) **Patent No.:** **US D775,990 S**
White et al. (45) **Date of Patent:** **** Jan. 10, 2017**

(54) **ROBOT CONFINEMENT BEACON**
(71) Applicant: **iRobot Corporation**, Bedford, MA (US)
(72) Inventors: **Cory White**, Newburyport, MA (US);
Stuart Jang, Sudbury, MA (US);
Austin Harvey, Charlestown, MA (US)

D671,659 S * 11/2012 Clayton D25/126
D675,767 S * 2/2013 Guercio D26/68
8,368,339 B2 2/2013 Jones et al.
8,659,255 B2 2/2014 Jones et al.
8,680,816 B2 3/2014 Li
8,686,679 B2 4/2014 Jones et al.
8,793,020 B2 7/2014 Chiappetta et al.
D734,531 S * 7/2015 Tragatschnig D26/118
2006/0259194 A1 11/2006 Chiu

(73) Assignee: **iRobot Corporation**, Bedford, MA (US)

(**) Term: **14 Years**

(21) Appl. No.: **29/517,093**

(22) Filed: **Feb. 10, 2015**

(51) **LOC (10) Cl.** **10-05**

(52) **U.S. Cl.**
USPC **D10/113.2**

(58) **Field of Classification Search**
USPC ... D10/113.3, 113.2, 111; D25/126; D26/68,
D26/118, 112
CPC E01F 7/00; E01F 13/022; A47D 13/065
See application file for complete search history.

(56) **References Cited**

U.S. PATENT DOCUMENTS

D312,319 S * 11/1990 Kunz D10/111
D377,541 S * 1/1997 Porter D26/112
D414,713 S * 10/1999 Renk D10/113.2
6,690,134 B1 2/2004 Jones et al.
6,781,338 B2 8/2004 Jones et al.
6,965,209 B2 11/2005 Jones et al.
7,024,278 B2 4/2006 Chiappetta et al.
7,188,000 B2 3/2007 Chiappetta et al.
7,196,487 B2 3/2007 Jones et al.
7,579,803 B2 8/2009 Jones et al.
D606,893 S * 12/2009 Arosio D10/113.2

OTHER PUBLICATIONS

'irobot.com' [online]. "iRobot: Search for 'virtual wall,'" retrieved from the Internet on Apr. 15, 2015, available at URL: • <http://store.irobot.com/search/index.jsp?sr=1&kw=virtual+wall&origkw=virtual+wall&kwCatId=&gclid=CKOI5NOh-MQCFY09gQodY5EA5A&view=a11>, 8 pages.

* cited by examiner

Primary Examiner — George D Kirschbaum
(74) *Attorney, Agent, or Firm* — Fish & Richardson P.C.

(57) **CLAIM**

The ornamental design for a robot confinement beacon, substantially as shown and described.

DESCRIPTION

FIG. 1 is a front perspective view of a robot confinement beacon of our design.

FIG. 2 is a front view of the beacon of FIG. 1.

FIG. 3 is a back view of the beacon of FIG. 1.

FIG. 4 is a left side view of the beacon of FIG. 1.

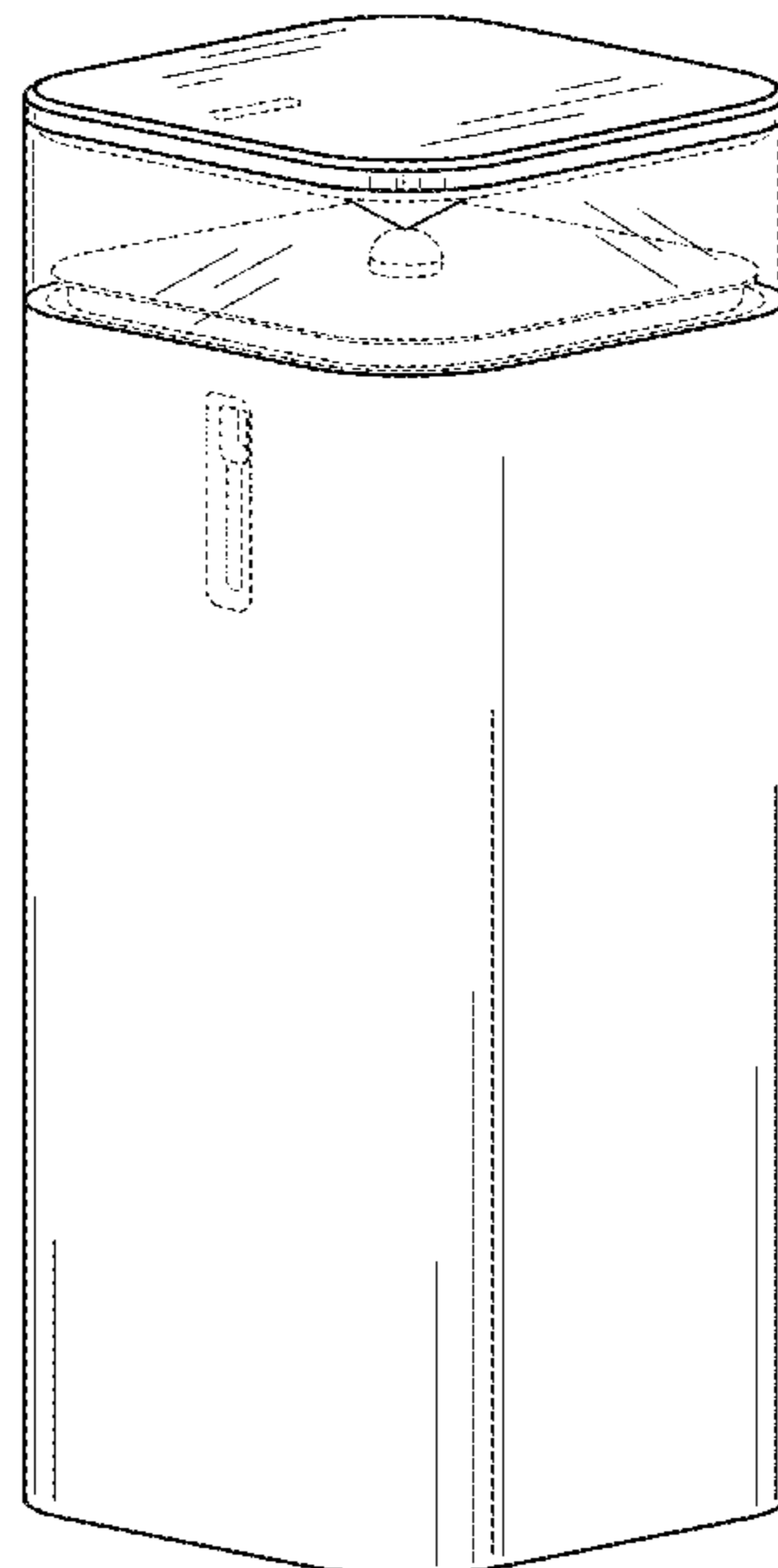
FIG. 5 is a right side view of the beacon of FIG. 1.

FIG. 6 is a top view of the beacon of FIG. 1; and,

FIG. 7 is a bottom view of the beacon of FIG. 1.

The broken lines illustrate environmental features that form no part of the claimed design.

1 Claim, 4 Drawing Sheets



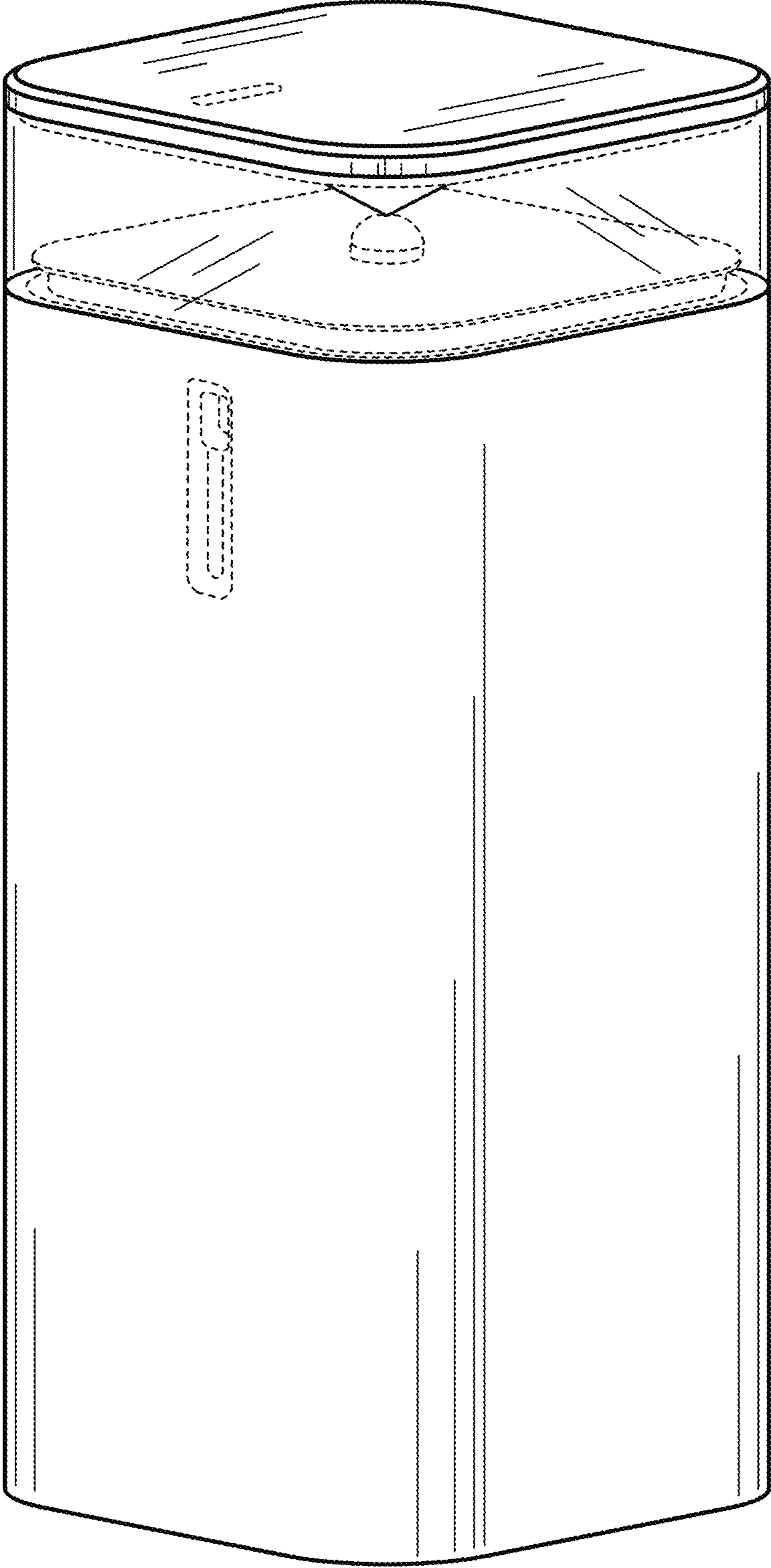


FIG. 1

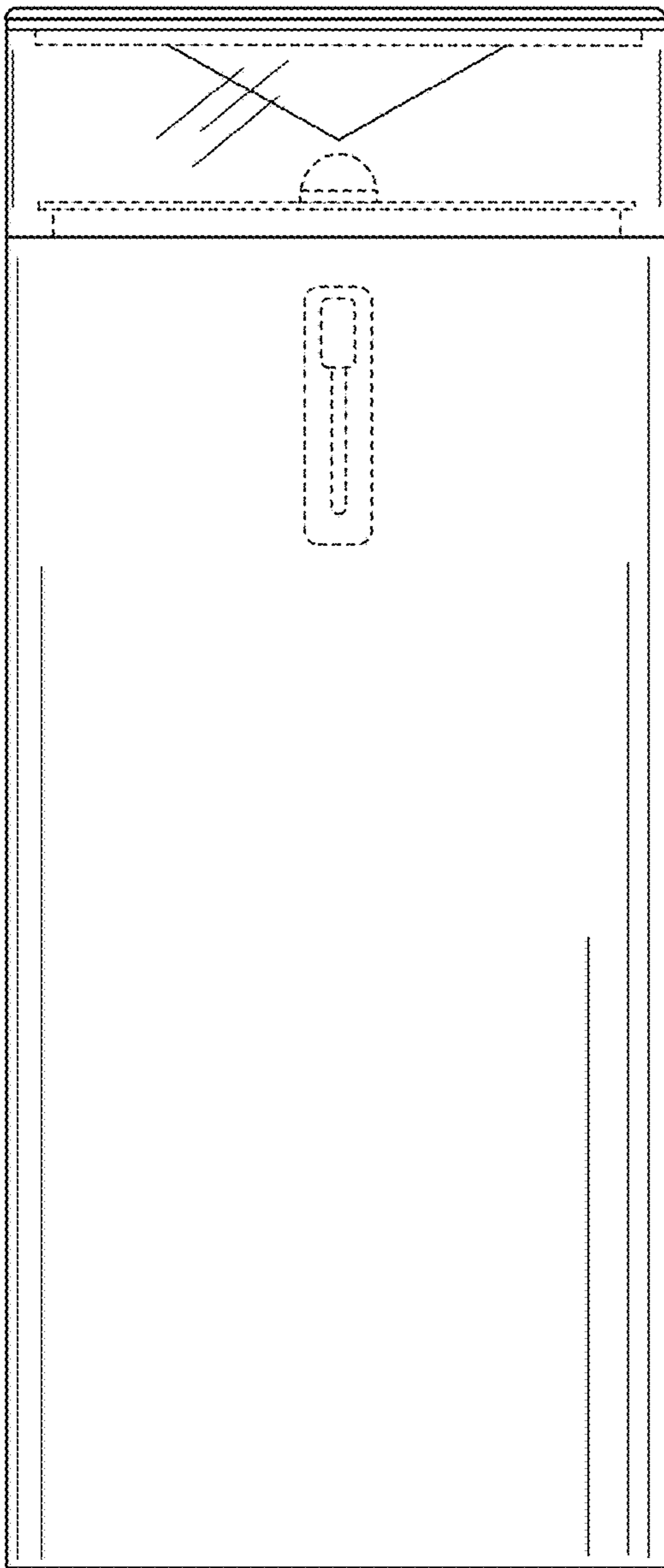


FIG. 2




FIG. 3




FIG. 4




FIG. 5

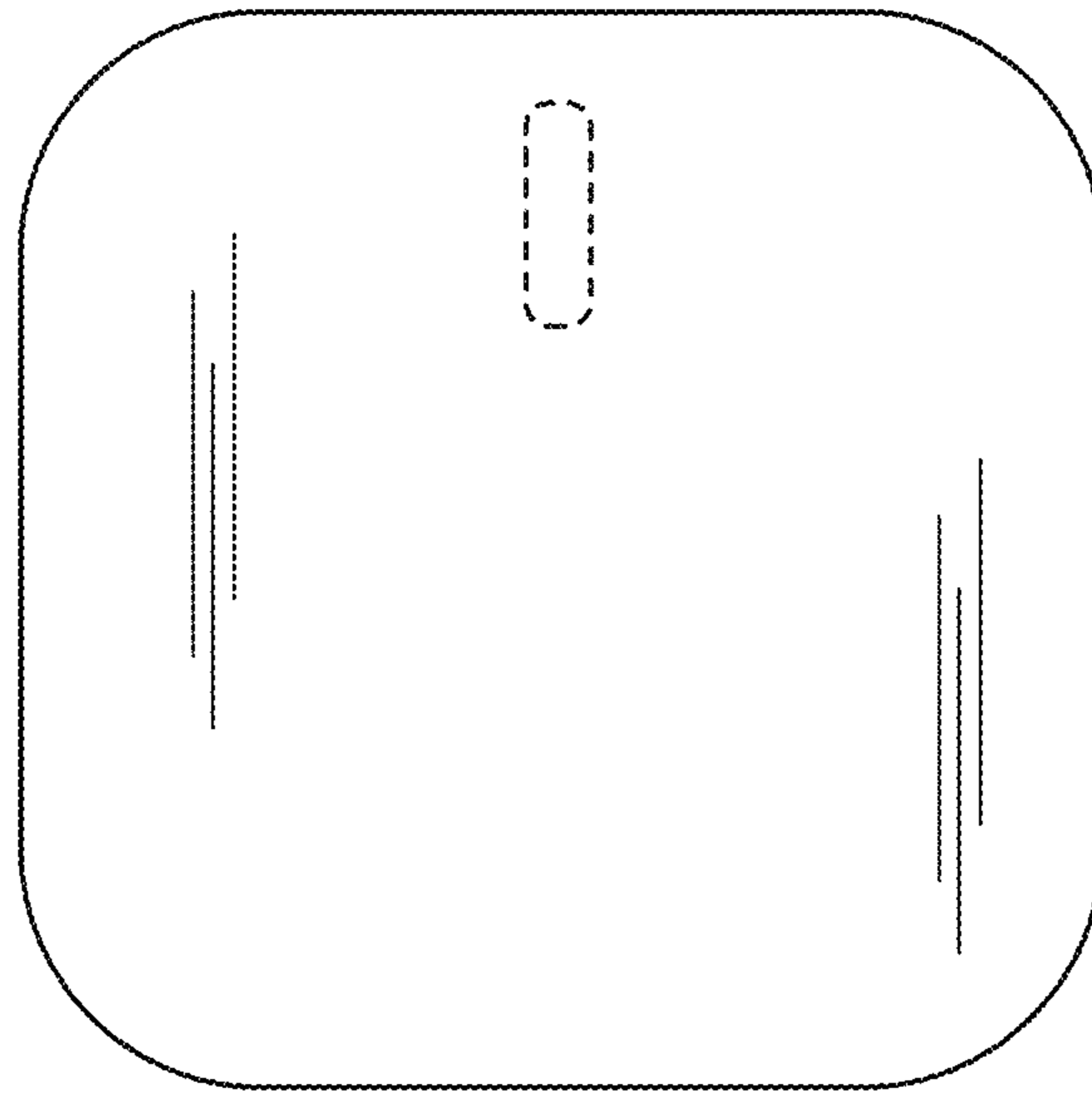


FIG. 6




FIG. 7

UNITED STATES PATENT AND TRADEMARK OFFICE
CERTIFICATE OF CORRECTION

PATENT NO. : D775,990 S
APPLICATION NO. : 29/517093
DATED : January 10, 2017
INVENTOR(S) : White et al.

Page 1 of 1

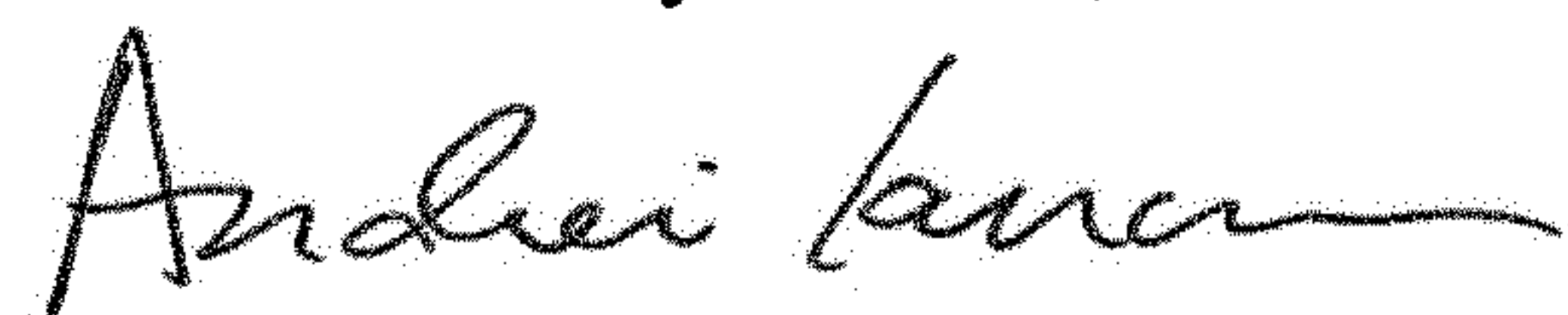
It is certified that error appears in the above-identified patent and that said Letters Patent is hereby corrected as shown below:

On the Title Page

Item (72) Inventor is corrected to read:

-- Cory White, Newburyport, MA;
Stuart Jang, Sudbury, MA;
Austin Harvey, Charlestown, MA;
William Morris, Wakefield, MA --.

Signed and Sealed this
Ninth Day of June, 2020



Andrei Iancu
Director of the United States Patent and Trademark Office