



US00D775988S

(12) **United States Design Patent**
Loew et al.

(10) **Patent No.: US D775,988 S**
(45) **Date of Patent: ** Jan. 10, 2017**

(54) **BEACON**

D747,992 S * 1/2016 Kalinowski D10/114.2
D760,991 S * 7/2016 Ajmera D1/128
9,418,632 B2 * 8/2016 Snyder G10D 3/163

(71) Applicant: **FIRST DATA CORPORATION**,
Greenwood Village, CO (US)

* cited by examiner

(72) Inventors: **Christopher Loew**, Palo Alto, CA
(US); **Alan L. Chung**, New York, NY
(US); **Eric Fuhs**, Mountain View, CA
(US); **Jay Harlow**, New York, NY
(US); **David Frederick Lyons**, Palo
Alto, CA (US)

Primary Examiner — George D Kirschbaum

(74) *Attorney, Agent, or Firm* — Sutherland Asbill &
Brennan LLP

(73) Assignee: **First Data Corporation**, Greenwood,
CO (US)

(57) **CLAIM**

The ornamental design for a beacon, as shown and
described.

(**) Term: **14 Years**

(21) Appl. No.: **29/499,096**

(22) Filed: **Aug. 12, 2014**

DESCRIPTION

(51) **LOC (10) Cl.** **10-05**

(52) **U.S. Cl.**
USPC **D10/104.1**

(58) **Field of Classification Search**
USPC D10/104.1, 114.2, 109.1; D1/128
CPC G10D 3/163
See application file for complete search history.

FIG. 1 is a front perspective view of a beacon showing our
new design;

FIG. 2 is a right side perspective view thereof;

FIG. 3 is a front elevation view thereof;

FIG. 4 is a left elevation view thereof;

FIG. 5 is a right elevation view thereof, the right side
elevation view being a mirror of the left side elevation view;

FIG. 6 is a top plan view thereof; and,


FIG. 7 is a bottom plan view thereof.

(56) **References Cited**

U.S. PATENT DOCUMENTS

D653,579 S * 2/2012 Niven D10/114.2
D740,469 S * 10/2015 Gipaya D26/28
9,190,034 B2 * 11/2015 Fortmuller G10D 3/163

1 Claim, 6 Drawing Sheets






FIG. 1




FIG. 2




FIG. 3

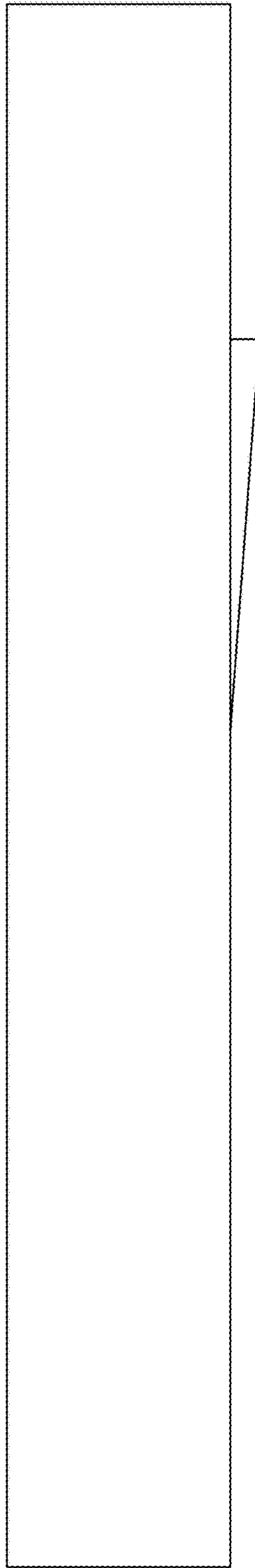


FIG. 4




FIG. 5

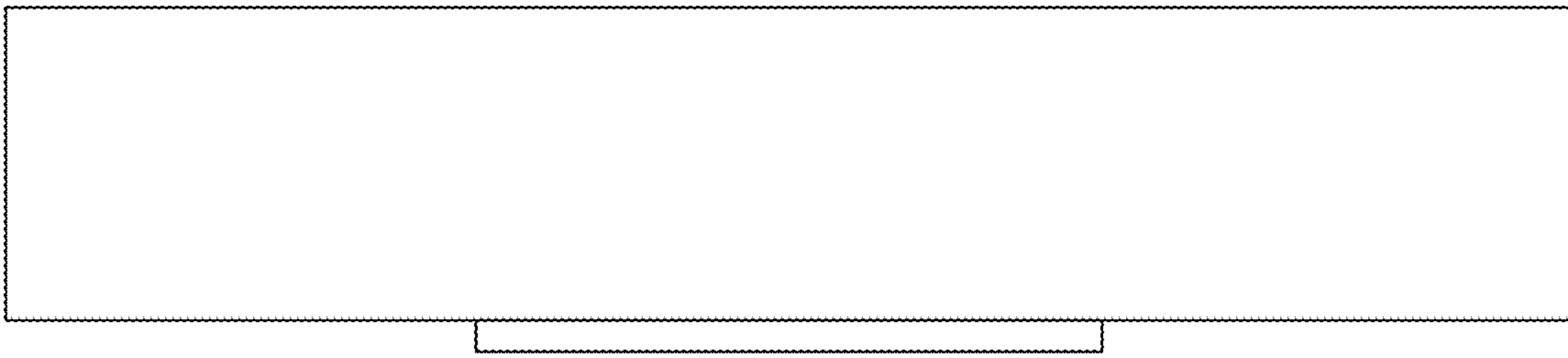


FIG. 6




FIG. 7