



US00D775963S

(12) **United States Design Patent**
Beverly

(10) **Patent No.:** **US D775,963 S**

(45) **Date of Patent:** **** Jan. 10, 2017**

(54) **BOTTLE**

(71) Applicant: **Julian Beverly**, Upper Marlboro, MD
(US)

(72) Inventor: **Julian Beverly**, Upper Marlboro, MD
(US)

(**) Term: **14 Years**

(21) Appl. No.: **29/513,555**

(22) Filed: **Jan. 2, 2015**

(51) **LOC (10) Cl.** **09-01**

(52) **U.S. Cl.**
USPC **D9/538**; D9/539; D9/552

(58) **Field of Classification Search**
USPC D9/682, 686-687, 689, 691-694, 725,
D9/763, 772-773, 775, 779, 516,
D9/519, 521-522, 529-530, 537-543,
D9/549, 552, 559-561, 565, 571,
D9/574-575; 215/379, 381-385; 220/660,
220/669, 675
See application file for complete search history.

(56) **References Cited**

U.S. PATENT DOCUMENTS

D63,610 S *	12/1923	Breeden	D9/521
D112,941 S *	1/1939	Fuerst	D9/533
2,203,697 A *	6/1940	Rinkel	B65D 5/029
D124,328 S *	12/1940	Nagle	D9/519
D152,962 S *	3/1949	Guerin		
D158,367 S *	5/1950	Fantel		
D230,905 S *	3/1974	Bair	D1/102
D230,908 S *	3/1974	Bair	D1/102
D385,798 S *	11/1997	Tanaka		
D389,068 S *	1/1998	Hooker	D9/537
D420,284 S *	2/2000	Sagel		
D424,948 S *	5/2000	Ullmo	D9/540
D427,071 S *	6/2000	Williams		

D438,789 S *	3/2001	Choe		
D443,826 S *	6/2001	Gnann	D9/537
D459,545 S *	6/2002	Choe		
6,645,538 B2 *	11/2003	Best	A23G 9/083 426/100
D527,265 S *	8/2006	Brandt	D9/516
D600,559 S *	9/2009	Lepoitevin	D9/538
D614,963 S *	5/2010	Arnell		
D619,897 S *	7/2010	Arnell	D9/516
D701,123 S *	3/2014	Lo	D9/538
D706,635 S *	6/2014	Lonsway		
D721,218 S *	1/2015	Rogers	D1/125
D736,638 S *	8/2015	Boon	D9/538
D740,119 S *	10/2015	Smith		
D749,961 S *	2/2016	DeMarco	D9/538
D756,791 S *	5/2016	Tomasson	D9/516
D756,793 S *	5/2016	Macias Mejia	D9/529

* cited by examiner

Primary Examiner — Carol P Rademaker
(74) *Attorney, Agent, or Firm* — Crowell & Moring LLP

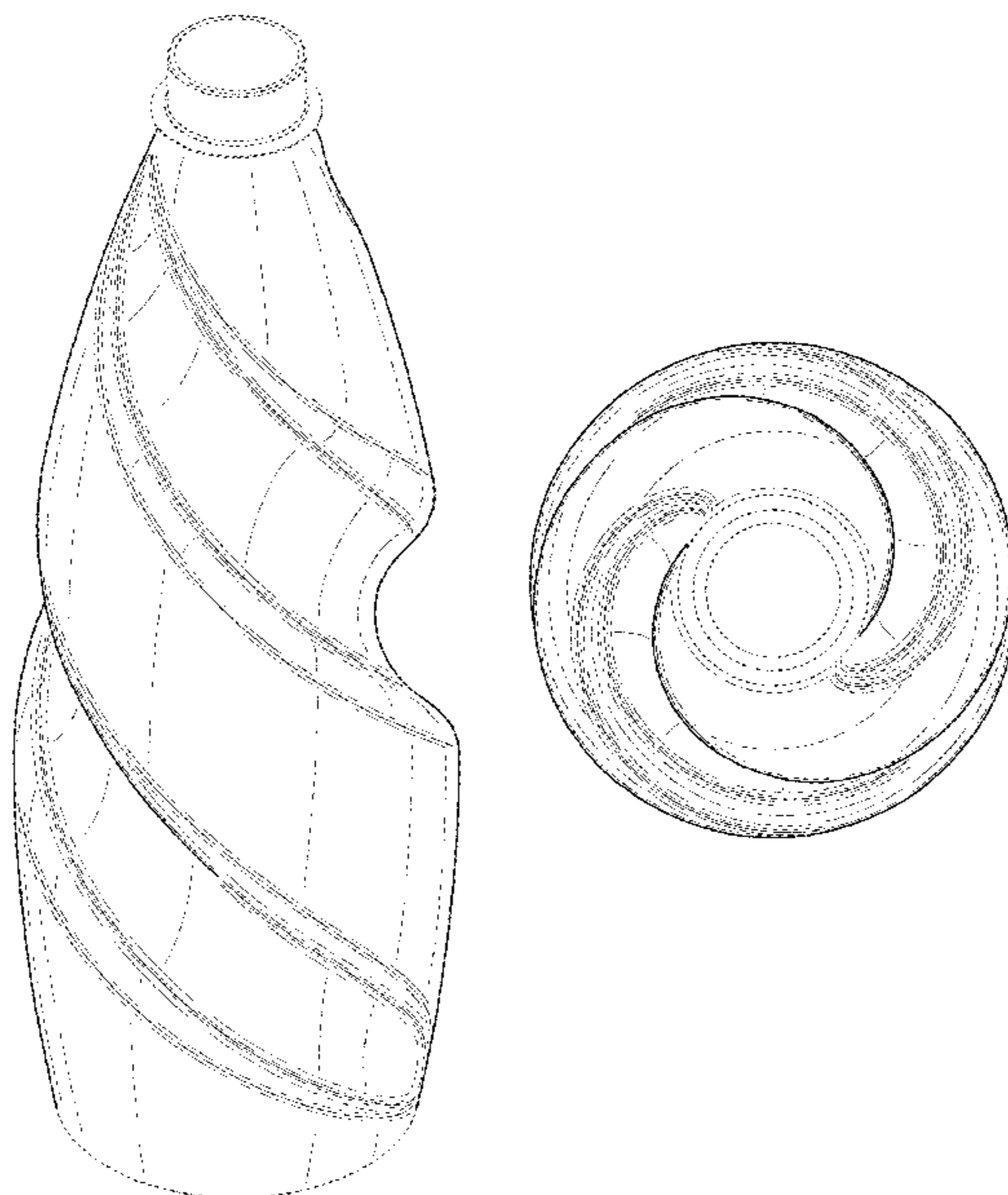
(57) **CLAIM**

The ornamental design for a bottle, as shown and described.

DESCRIPTION

FIG. 1 is a top, front, left side perspective view of a bottle showing my new design;
FIG. 2 is a front elevational view thereof, the rear elevational view being identical;
FIG. 3 is a right side elevational view thereof, the left side elevational view being identical;
FIG. 4 is a top plan view thereof; and,
FIG. 5 is a bottom plan view thereof.
The broken lines shown in the drawings are included for the purpose of illustrating portions of the bottle that form no part of the claimed design.

1 Claim, 4 Drawing Sheets



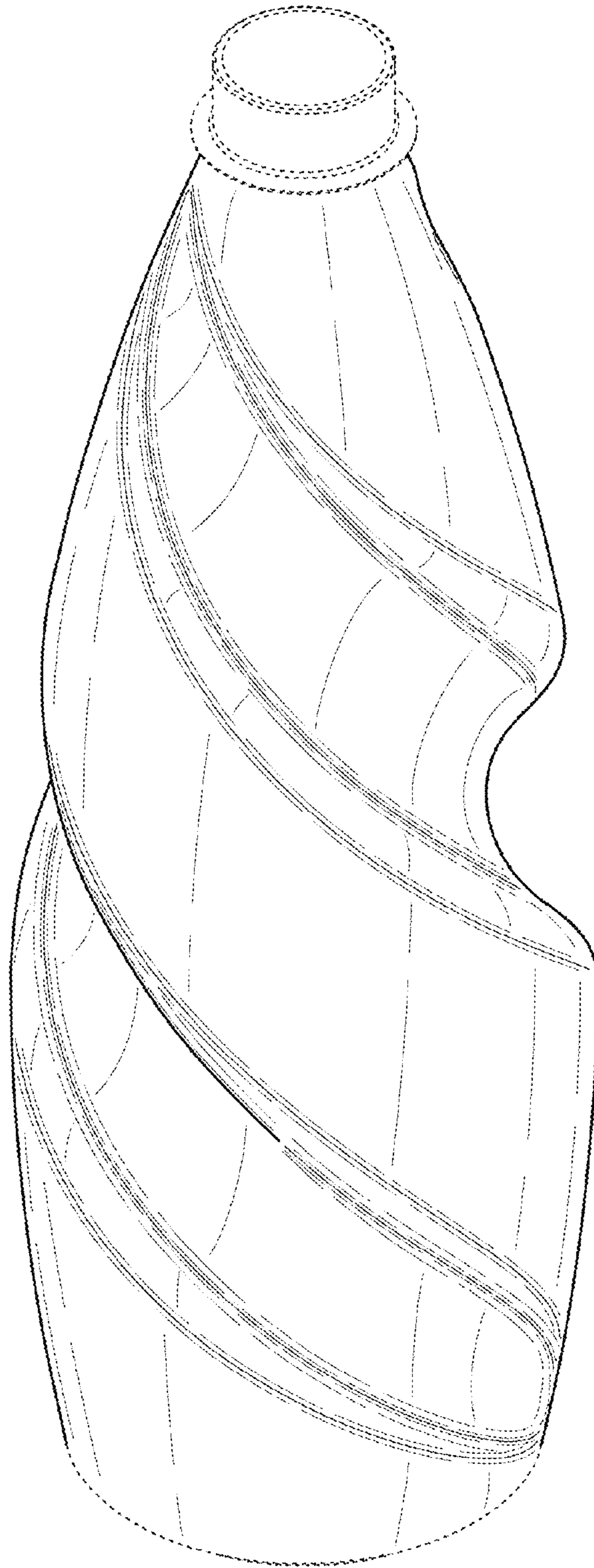


Fig. 1

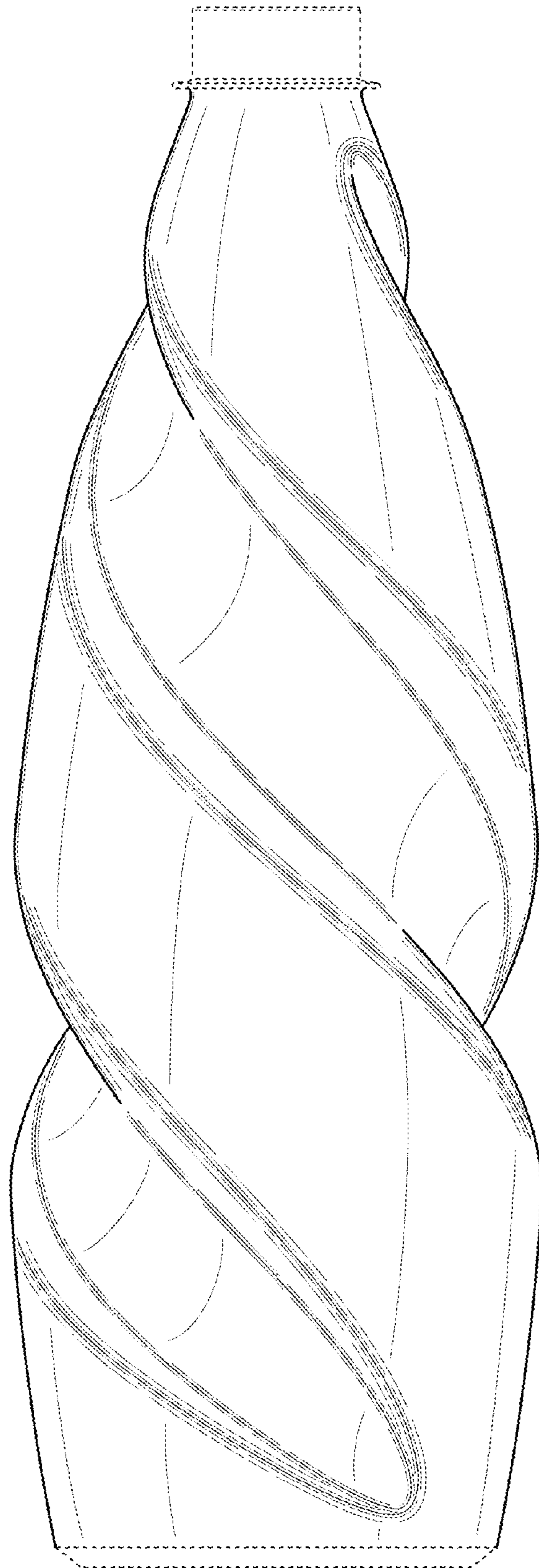


Fig. 2

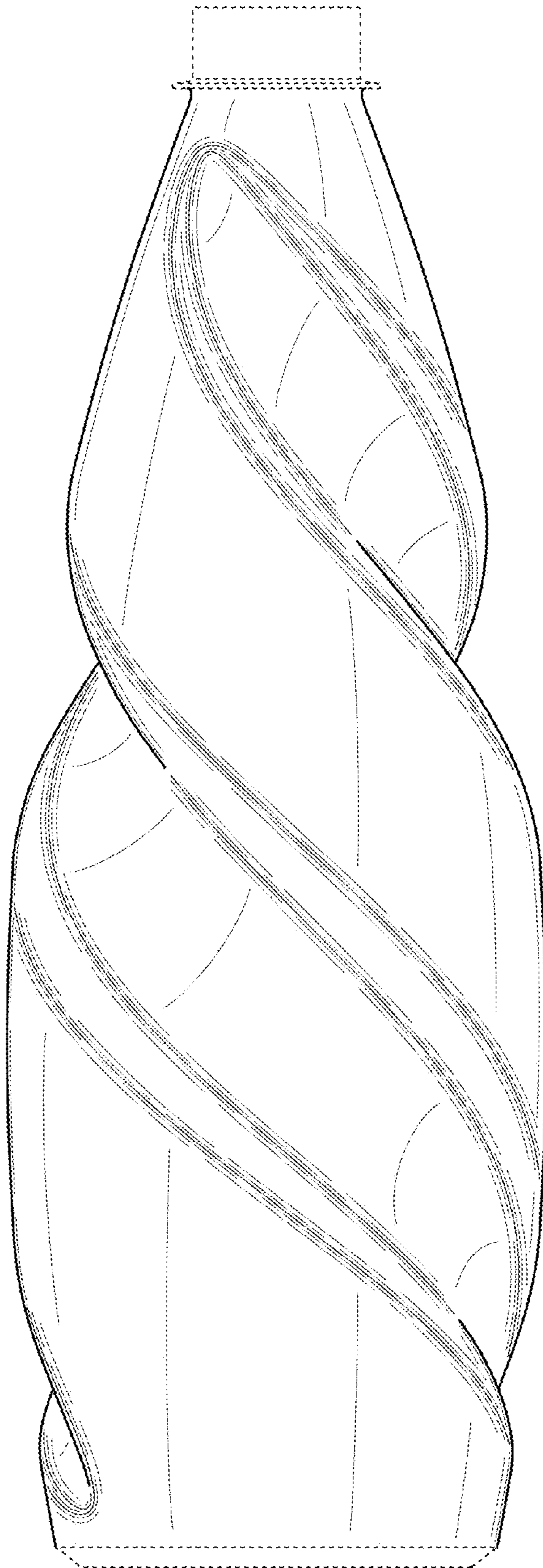


Fig. 3

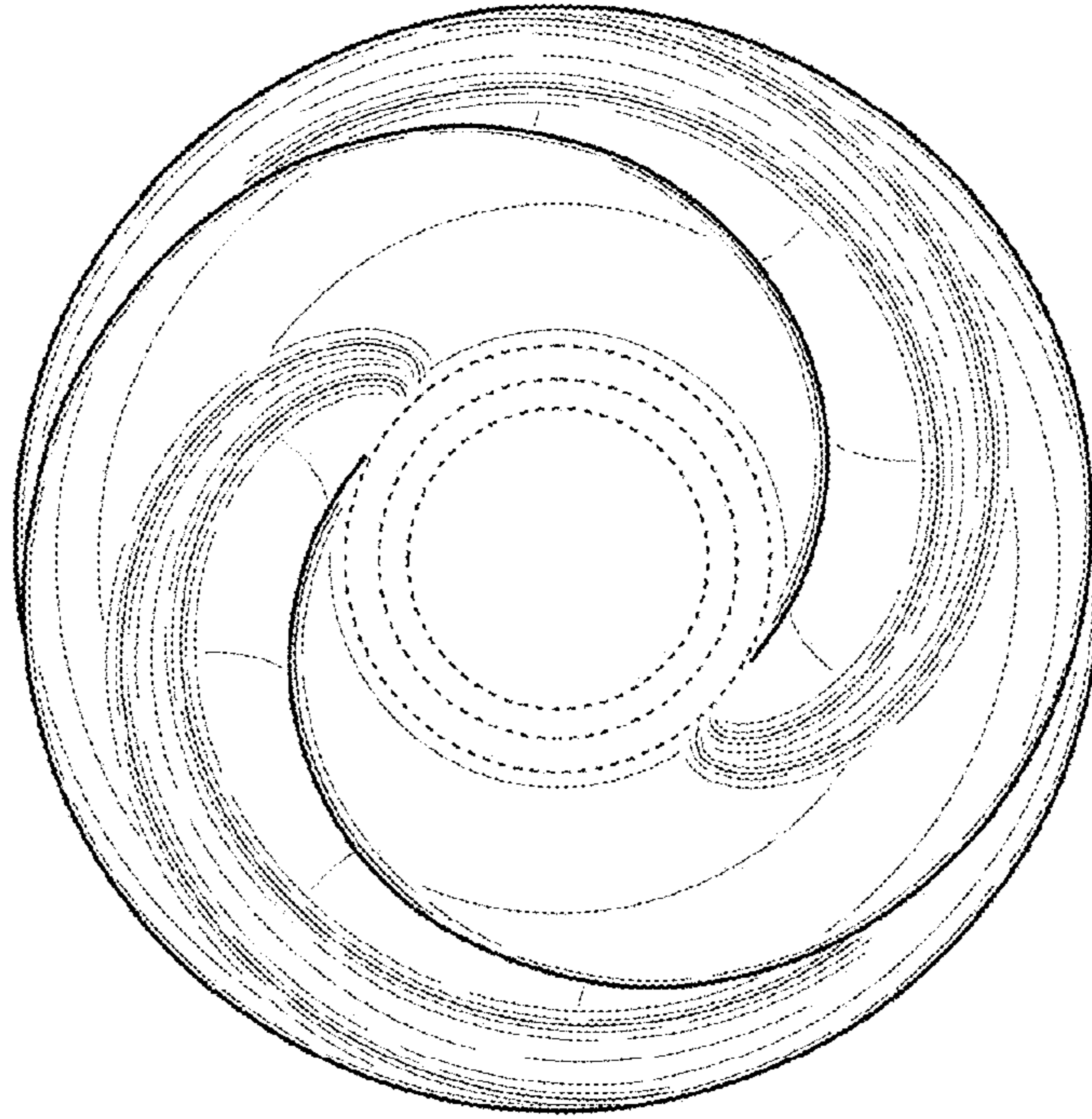


Fig. 4

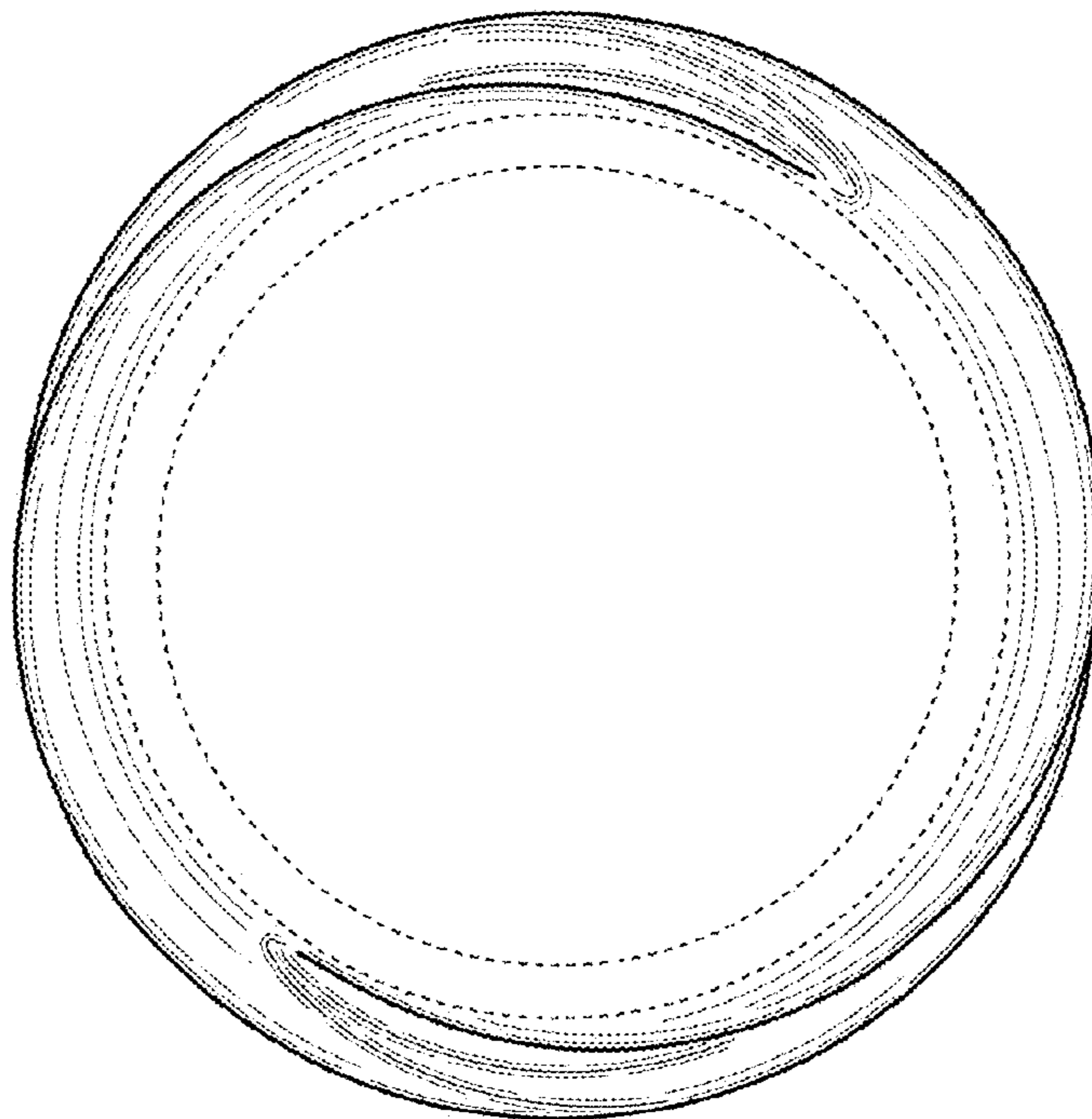


Fig. 5