



US00D775953S

(12) **United States Design Patent** (10) **Patent No.:** **US D775,953 S**  
**Ruthe-Steinsiek** (45) **Date of Patent:** **\*\* Jan. 10, 2017**

(54) **CAP**

(71) Applicant: **Henkel AG & Co. KGaA**, Dusseldorf (DE)  
n

(72) Inventor: **Kai Ruthe-Steinsiek**, Dusseldorf (DE)

(73) Assignee: **Henkel AG & Co. KGaA**, Duesseldorf (DE)

(\*\*) Term: **14 Years**

(21) Appl. No.: **29/521,178**

(22) Filed: **Mar. 20, 2015**

(30) **Foreign Application Priority Data**

Sep. 24, 2014 (EM) ..... 002544056

(51) **LOC (10) Cl.** ..... **09-07**

(52) **U.S. Cl.**  
USPC ..... **D9/453; D9/434; D9/435; D9/723; D9/724; D19/192; D19/194**

(58) **Field of Classification Search**

USPC ..... D3/202, 203.1, 203.2, 273, 275, 294, D3/318; D4/116; D7/300, 300.1, 316, D7/317, 387, 391, 392.1, 393, 396.2, 398, D7/509, 510, 511, 523-531, 538, 541, D7/549, 629, 703, 900; D8/300, 311, 312, D8/349, 350, 352; D9/434, 435, 436, 438, D9/439, 440, 443, 446-450, 452, 453, D9/454, 502, 503, 504, 516, 517, 529, D9/723, 724; D19/70, 71, 115, 162, 163, D19/165, 192, 194; D24/121, 127, D24/199, 224; D28/7, 76, 78, 82, 85, 91; D23/206, 208, 227, 259, 260; 215/209, 215/216, 218, 252, 256, 270, 295, 344, 215/350; 222/490, 793, 903  
CPC ..... B65D 23/00; B65D 1/00; B65D 1/02; B65D 1/0223; B65D 2501/00; B65D 2501/0009; B65D 50/041; B65D 47/242; A45D 34/00; B60K 15/0406

See application file for complete search history.

(56) **References Cited**

U.S. PATENT DOCUMENTS

D279,080	S	*	6/1985	Negishi	.....	D9/453
D280,492	S	*	9/1985	Greaves	.....	D9/453
4,748,990	A	*	6/1988	Brown	.....	B65D 47/242 132/320
D310,969	S	*	10/1990	Butler	.....	D9/453
D317,127	S	*	5/1991	Zubek	.....	D9/435
D443,512	S	*	6/2001	Kishita	.....	D9/443
D444,065	S	*	6/2001	Crawford	.....	D9/439
D475,924	S	*	6/2003	Haffner	.....	D9/435
D527,632	S	*	9/2006	Romer	.....	D9/453
D572,131	S	*	7/2008	Berman	.....	D9/453
D584,150	S	*	1/2009	Gibson	.....	D9/445
D584,357	S	*	1/2009	Oka	.....	D19/194
D586,856	S	*	2/2009	Yagyu	.....	D19/194
D612,730	S	*	3/2010	Rushe	.....	D9/449
D612,731	S	*	3/2010	Bragg	.....	D9/453
D621,522	S	*	8/2010	Wilkinson	.....	D24/224
D634,024	S	*	3/2011	Karpiloff	.....	D24/224
7,988,004	B1	*	8/2011	Marret	.....	B65D 47/242 215/252
D648,622	S	*	11/2011	Dubach	.....	D9/434
D654,345	S	*	2/2012	McCune	.....	D8/312
D675,096	S	*	1/2013	Obrist	.....	D9/453
D675,526	S	*	2/2013	Obrist	.....	D9/453
D693,682	S	*	11/2013	Bahri	.....	D9/453

(Continued)

*Primary Examiner* — Thomas Johannes

*Assistant Examiner* — Catherine Posthauer

(74) *Attorney, Agent, or Firm* — Steven C. Bauman

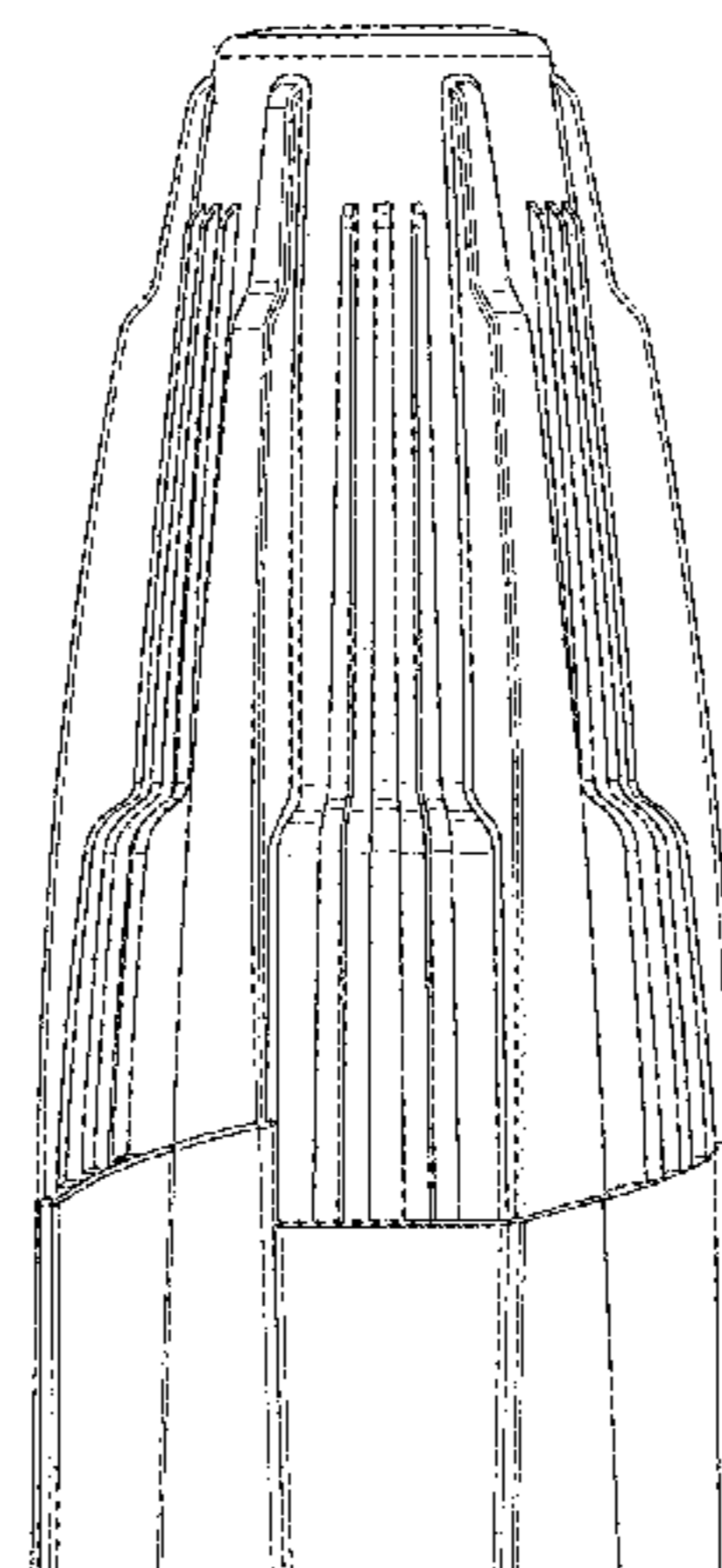
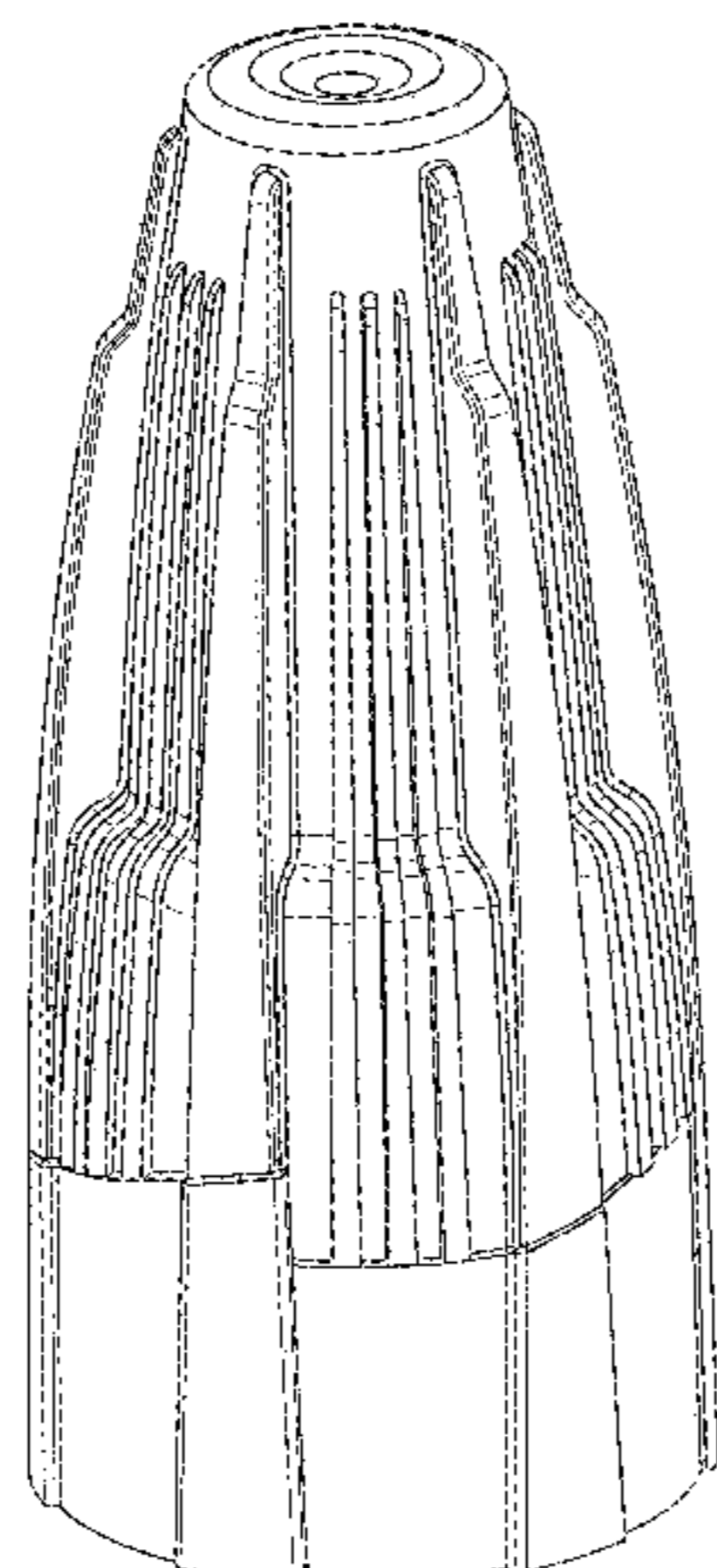
(57) **CLAIM**

The ornamental design for a cap, as shown and described.

**DESCRIPTION**

FIG. 1 is a front, top, perspective view of a cap comprising a new, original and ornamental design;  
FIG. 2 is a front view thereof;  
FIG. 3 is a back view thereof;  
FIG. 4 is a right-hand side view thereof;  
FIG. 5 is a left-hand side view thereof;  
FIG. 6 is a top view thereof; and,  
FIG. 7 is a bottom view thereof.

(Continued)



The broken lines are shown for the purpose of illustrating parts of the cap that form no part of the claimed design.

**1 Claim, 7 Drawing Sheets**

(56) **References Cited**

U.S. PATENT DOCUMENTS

D732,389 S *	6/2015	Nickel .....	D9/453
2010/0303532 A1 *	12/2010	Brunozzi .....	A45D 34/00
			401/6
2014/0144913 A1 *	5/2014	Tiefenthaler .....	B60K 15/0406
			220/212.5

\* cited by examiner

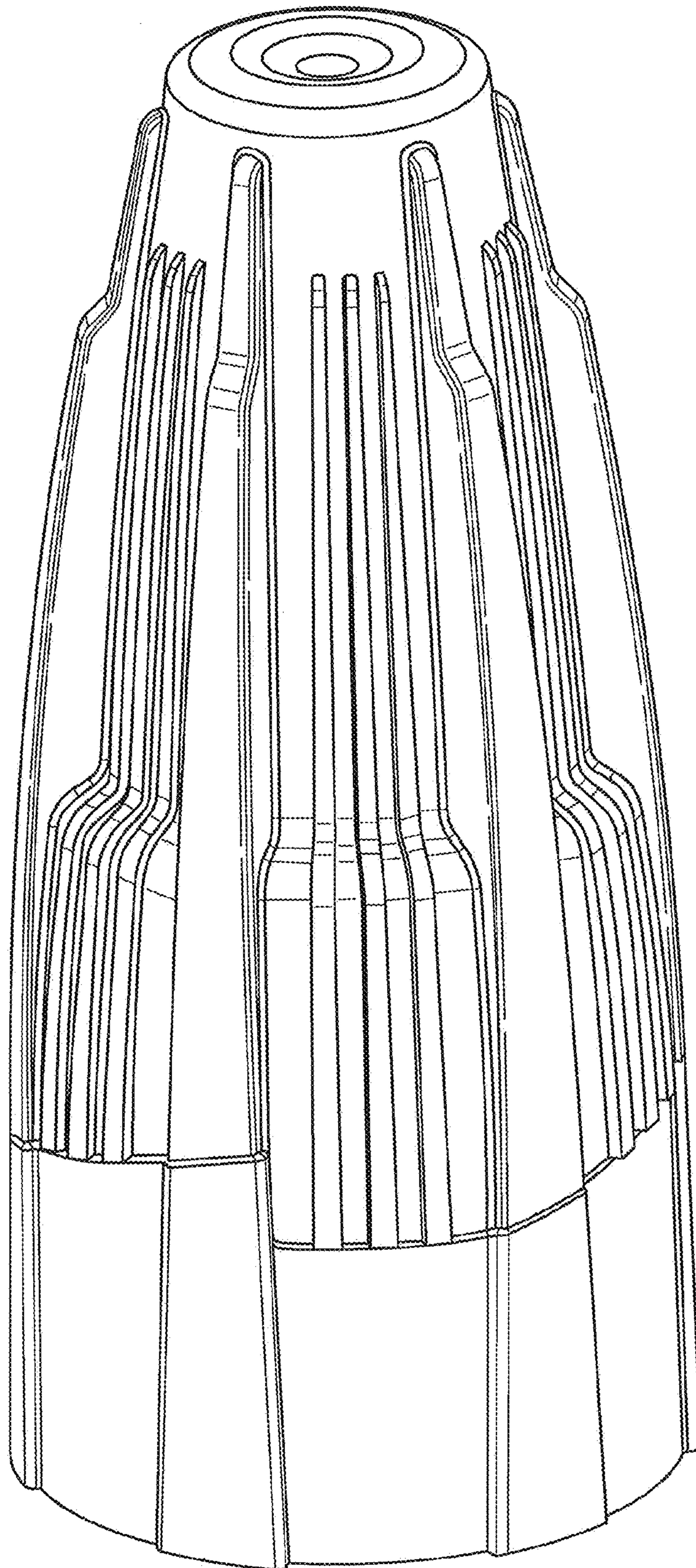


FIG. 1

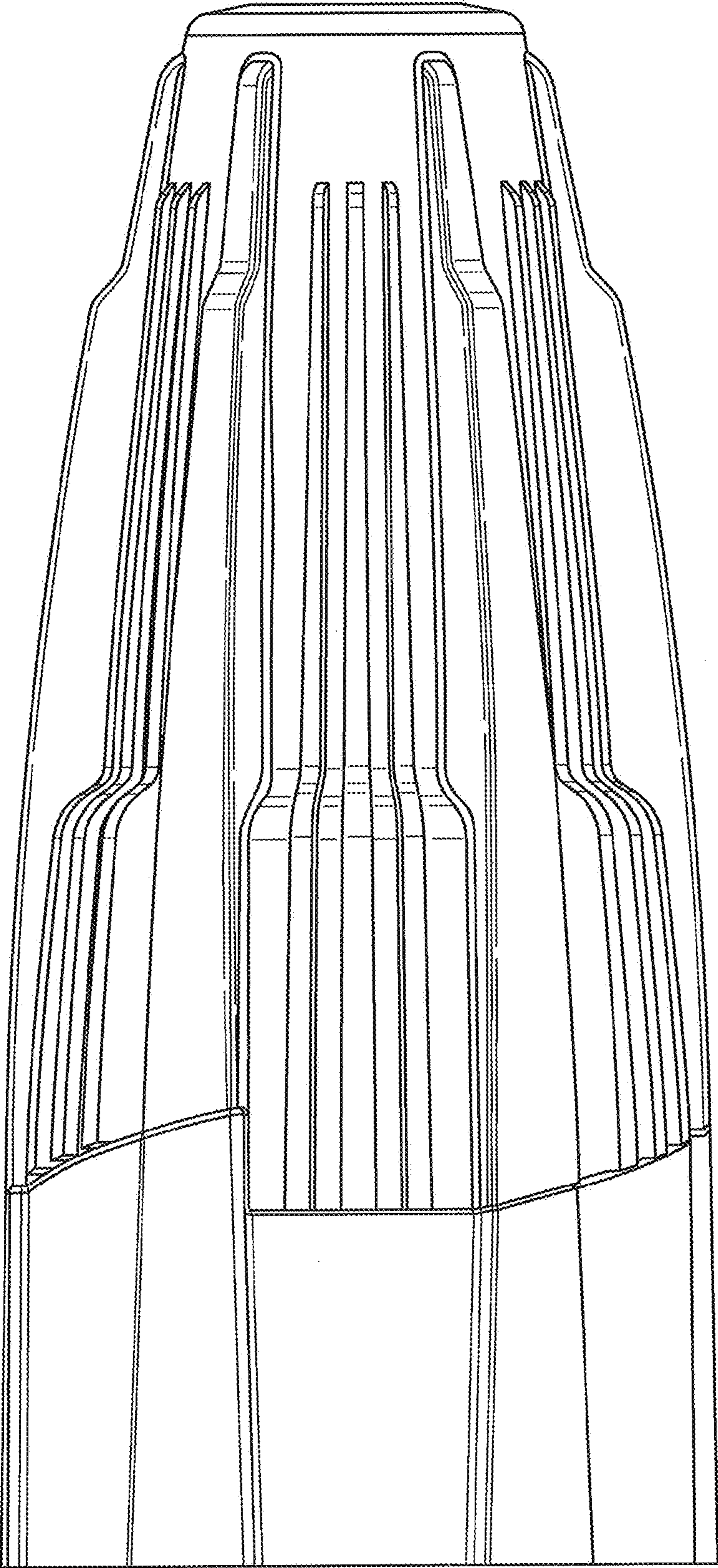


FIG. 2

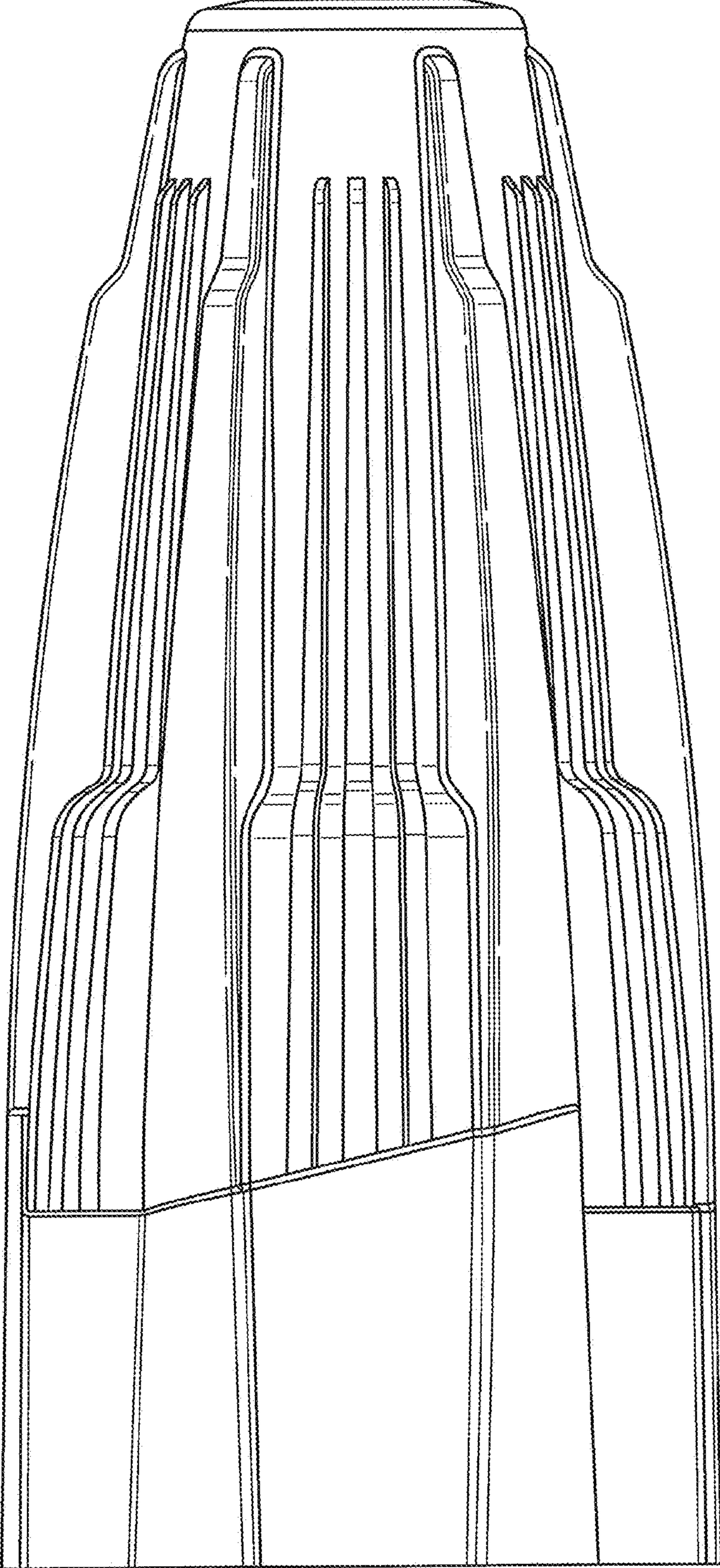


FIG. 3

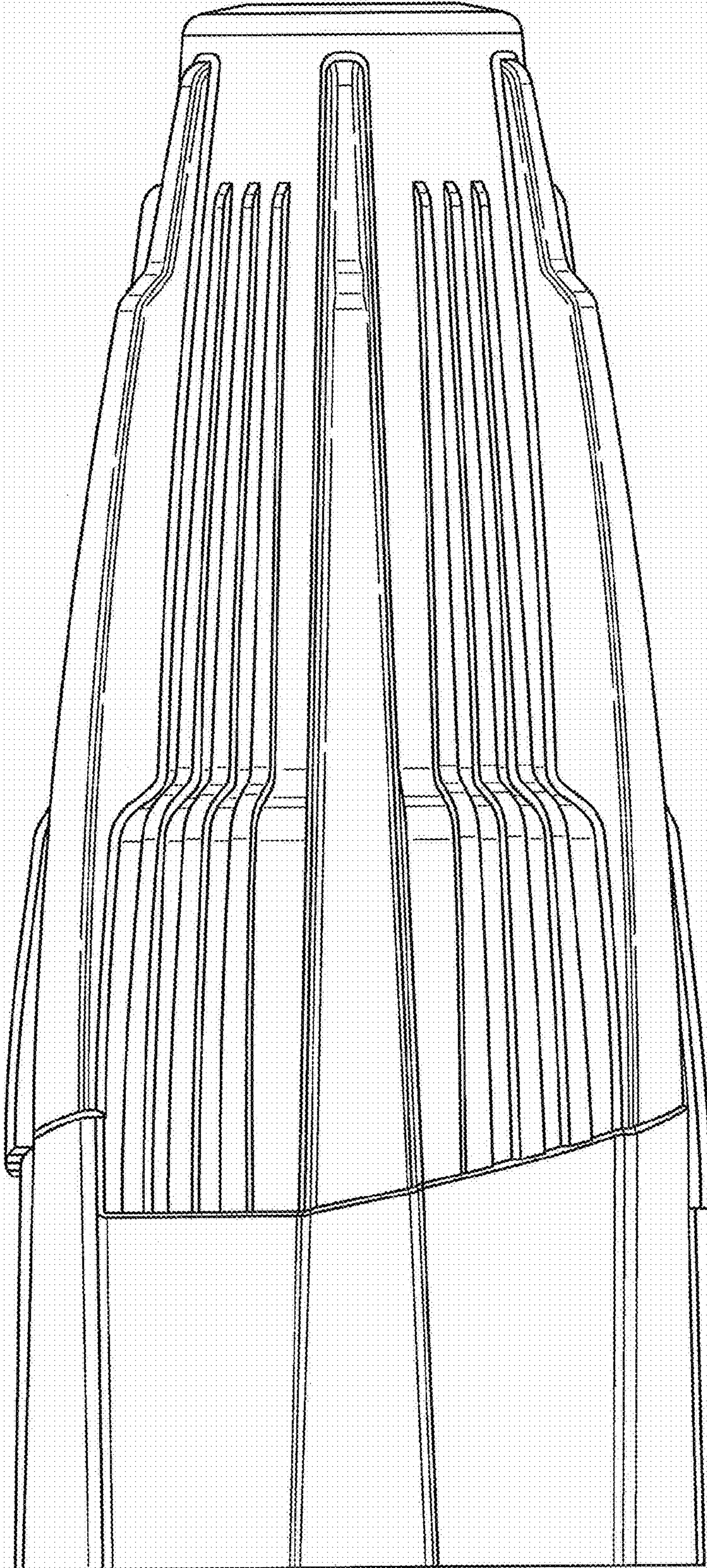


FIG. 4

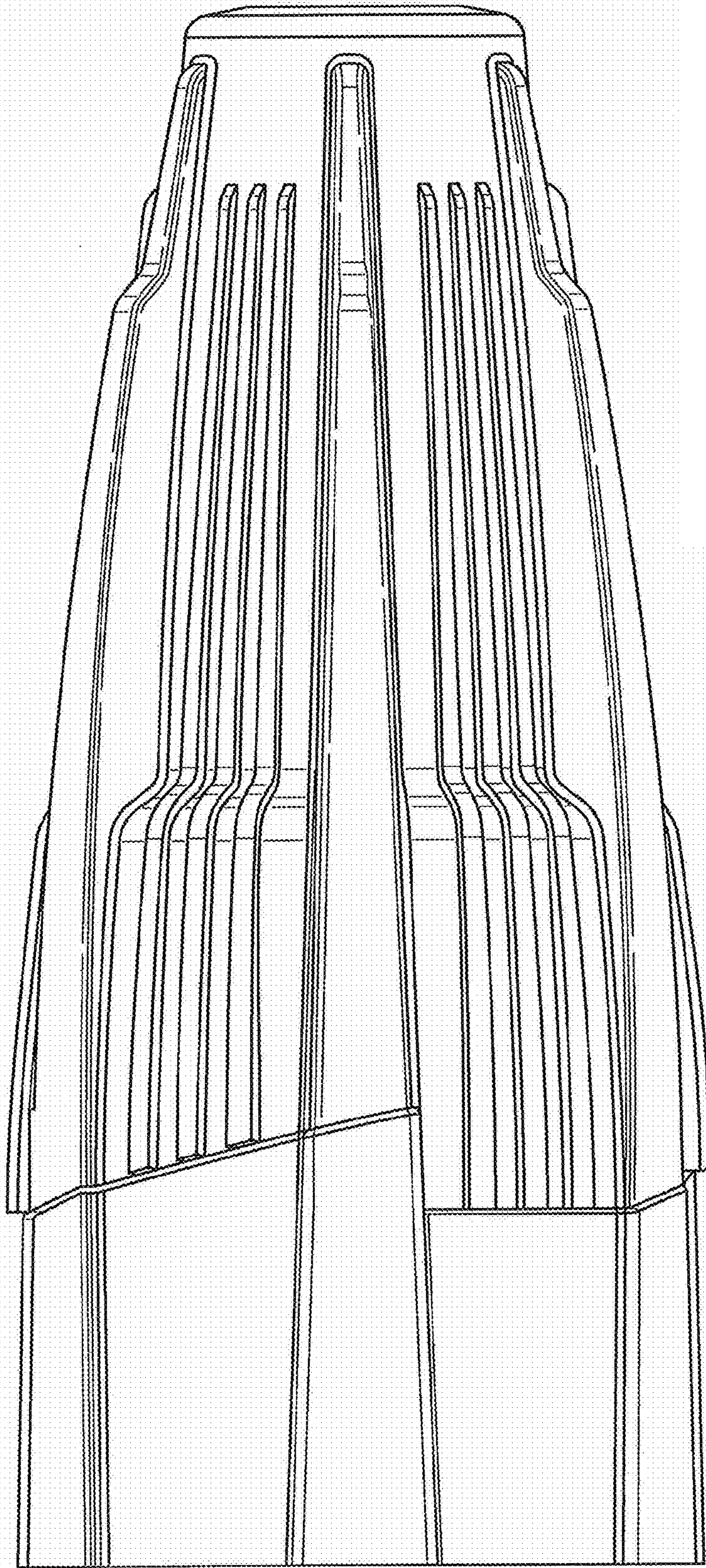


FIG. 5

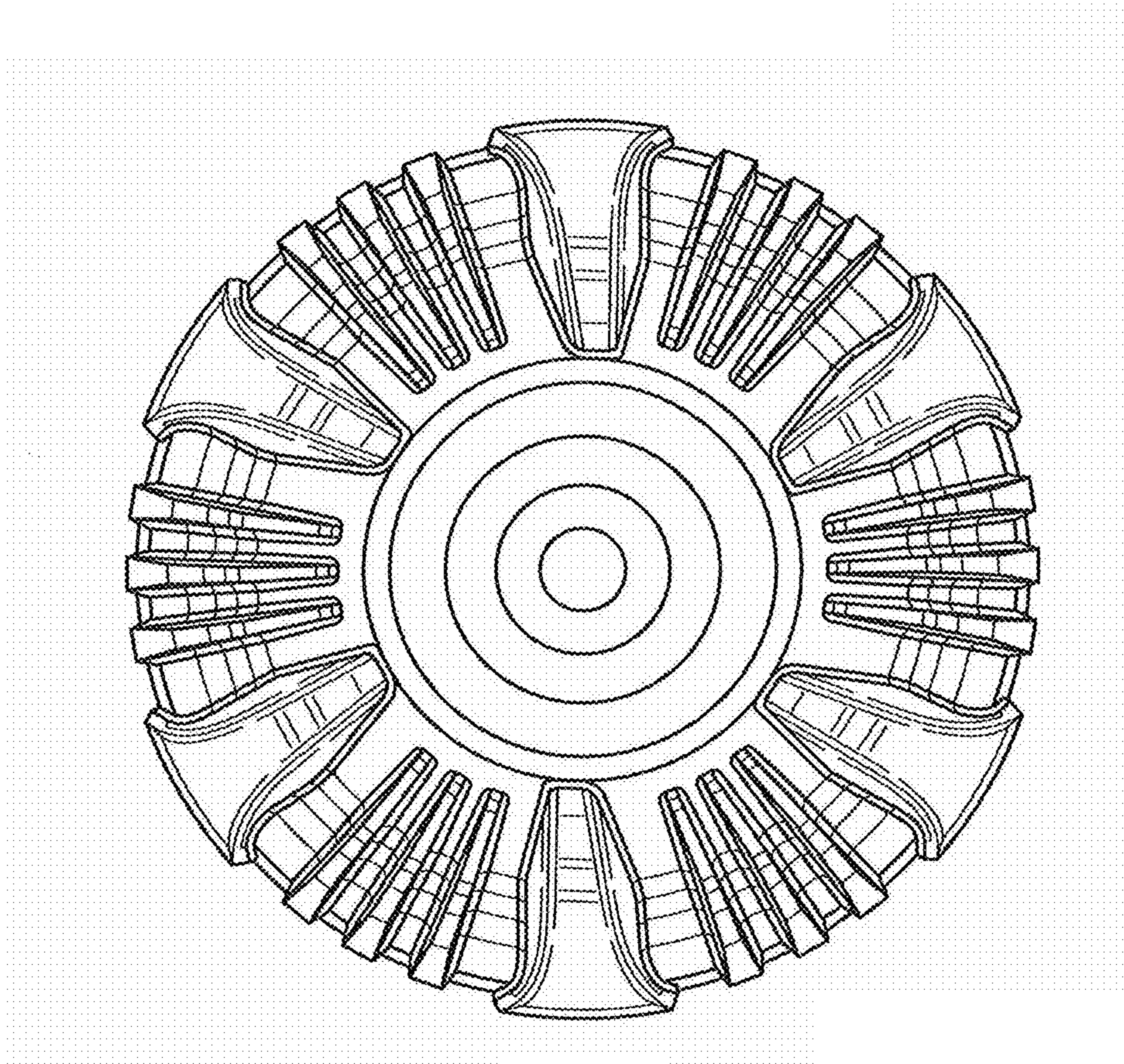


FIG. 6



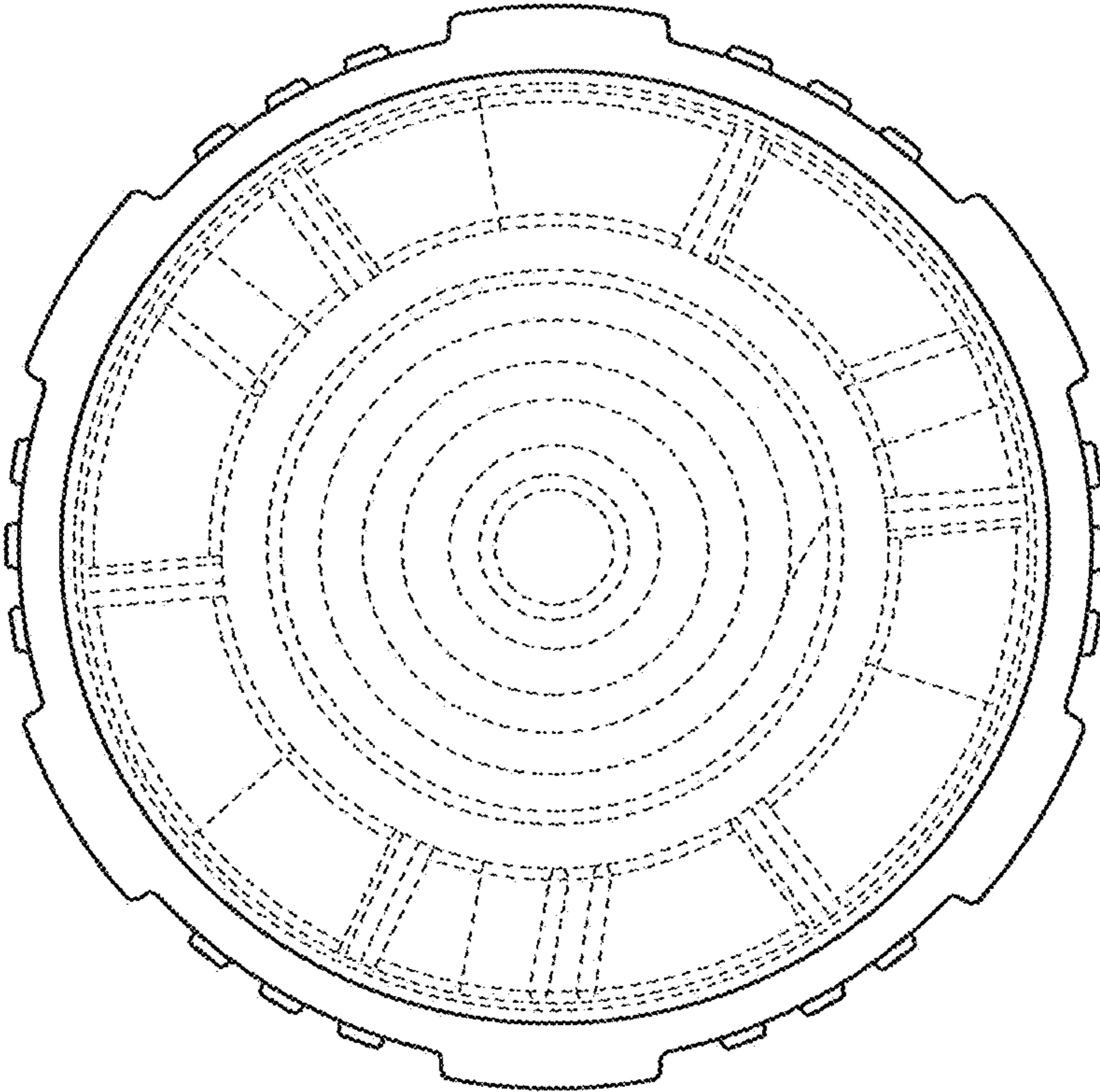


FIG. 7