



US00D775926S

(12) **United States Design Patent**
Atkins

(10) **Patent No.:** **US D775,926 S**

(45) **Date of Patent:** **** Jan. 10, 2017**

(54) **HAND GRIP**

(71) Applicant: **Leroy Atkins**, Woodinville, WA (US)

(72) Inventor: **Leroy Atkins**, Woodinville, WA (US)

(**) Term: **15 Years**

(21) Appl. No.: **29/544,904**

(22) Filed: **Nov. 6, 2015**

(51) **LOC (10) Cl.** **08-06**

(52) **U.S. Cl.**
USPC **D8/303**

(58) **Field of Classification Search**
USPC D8/107, 300, 303, 307, 311, 312, 315;
16/421, 422, 424, 425, 426, 427, 429,
16/430; D7/395; 74/551.8, 551.9; D9/434;
D3/328; 294/137, 148, 149, 158, 170, 171
CPC Y10T 16/469; Y10T 16/476; Y10T
74/20828; Y10T 74/20822; Y10T 16/466;
Y10T 16/4713; Y10T 16/4707; Y10T
16/44; Y10T 74/2078; Y10T 74/20732;
Y10T 74/20864; Y10T 16/4559; Y10T
74/2028; Y10T 292/57; Y10T 16/4576;
Y10T 408/96; Y10T 74/20612; Y10T
407/1825; Y10T 74/20642; Y10T 408/65;
Y10T 70/5872; Y10T 74/2042; Y10T
74/20396; Y10T 29/53943; Y10T
403/1649; B25G 1/102; B25G
1/10; B25G 1/105; B25G 3/00; B25G
1/085

See application file for complete search history.

(56) **References Cited**

U.S. PATENT DOCUMENTS

2,448,894 A * 9/1948 Laus A45F 5/1046
16/411
3,016,763 A * 1/1962 Albert B62K 21/26
74/551.9

D222,213 S * 10/1971 Rumaner D8/303
3,713,350 A * 1/1973 Brilando B62K 21/26
74/551.9
4,890,355 A * 1/1990 Schulten A45F 5/1046
16/421
5,251,380 A * 10/1993 Craig B25G 1/102
16/421
D361,934 S * 9/1995 Croteau D9/434
D384,279 S * 9/1997 Hepworth D9/434
5,797,165 A * 8/1998 Armbrust A63B 23/16
16/422
6,036,117 A * 3/2000 Heren B05B 1/3073
239/456
D430,029 S * 8/2000 Folmar D9/434
D436,036 S * 1/2001 Manseau D9/434
D440,492 S * 4/2001 Ellers D9/434
D446,652 S * 8/2001 Quintana D3/328
6,363,813 B1 * 4/2002 Vian B60T 7/08
16/436
D463,952 S * 10/2002 Zemel D7/395
D474,370 S * 5/2003 Margolin D7/395
D498,592 S * 11/2004 Kelley D3/328

(Continued)

Primary Examiner — Derrick Holland
Assistant Examiner — Lauren Calve
(74) *Attorney, Agent, or Firm* — Quickpatents, LLC;
Kevin Prince

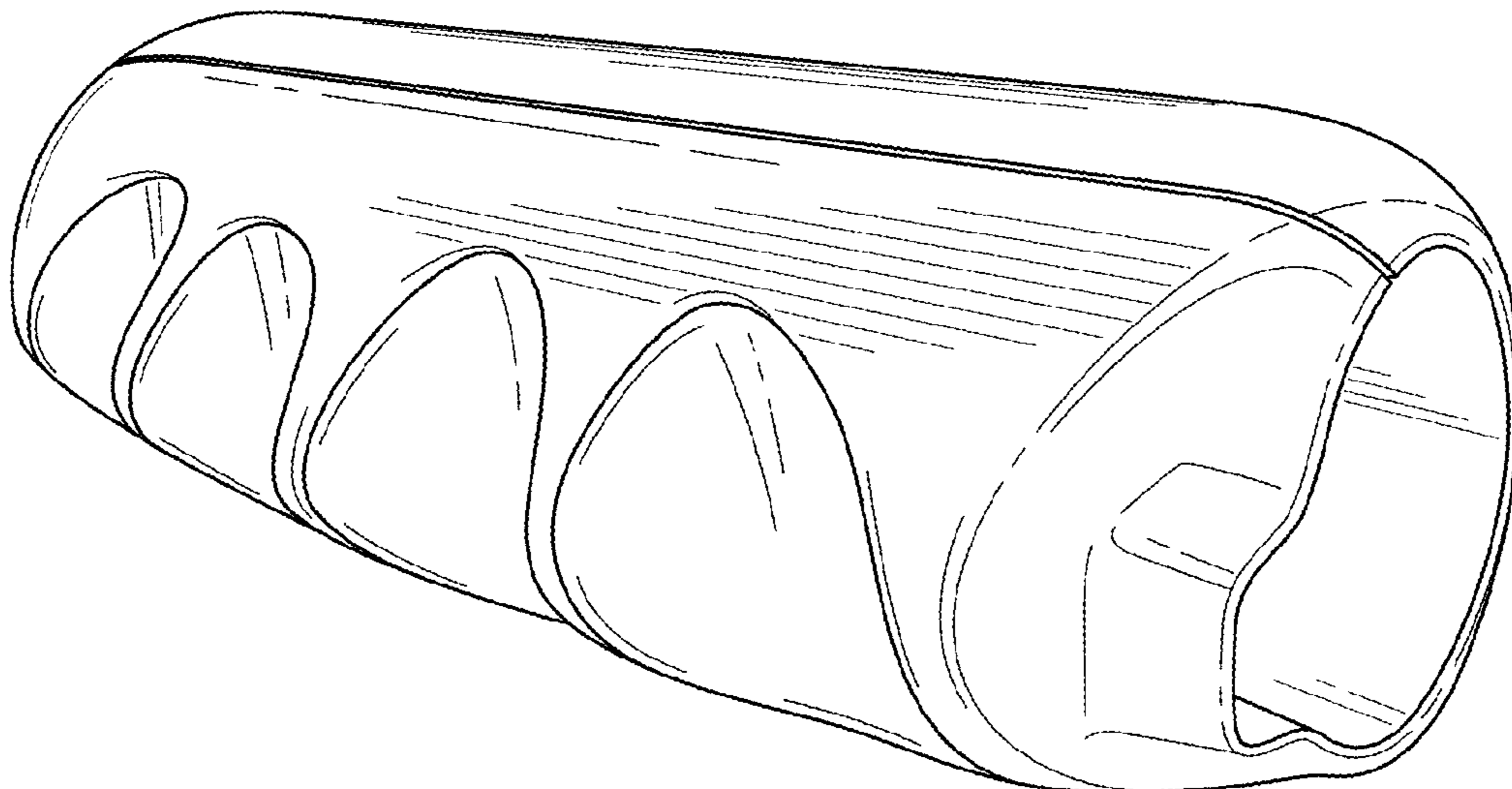
(57) **CLAIM**

I claim the ornamental design for a hand grip, as shown and described.

DESCRIPTION

FIG. 1 is a perspective view of a hand grip showing my new design;
FIG. 2 is a right-side elevational view of FIG. 1;
FIG. 3 is a left-side elevational view of FIG. 1;
FIG. 4 is a top plan view of FIG. 1;
FIG. 5 is a bottom plan view of FIG. 1;
FIG. 6 is a rear elevational view of FIG. 1; and,
FIG. 7 is a front elevational view of FIG. 1.

1 Claim, 3 Drawing Sheets



(56)

References Cited

U.S. PATENT DOCUMENTS

D535,172 S * 1/2007 Engvall D8/107
D556,006 S * 11/2007 Cantlon D8/107
D558,023 S * 12/2007 Finochiaro D8/107
D573,351 S * 7/2008 Angers D4/138
D573,866 S * 7/2008 Smith D8/107
D574,233 S * 8/2008 Young, Sr. D9/434
7,506,398 B2 * 3/2009 Martin B25G 1/06
15/144.1
D621,602 S * 8/2010 White D3/12
D625,746 S * 10/2010 Roberts D15/144
D647,801 S * 11/2011 Werdowatz D9/434
2006/0163894 A1 * 7/2006 Mishek A45F 5/1046
294/171
2007/0187967 A1 * 8/2007 Smith A45F 5/1046
294/171
2013/0253469 A1 * 9/2013 Freed A61M 25/0136
604/500

* cited by examiner

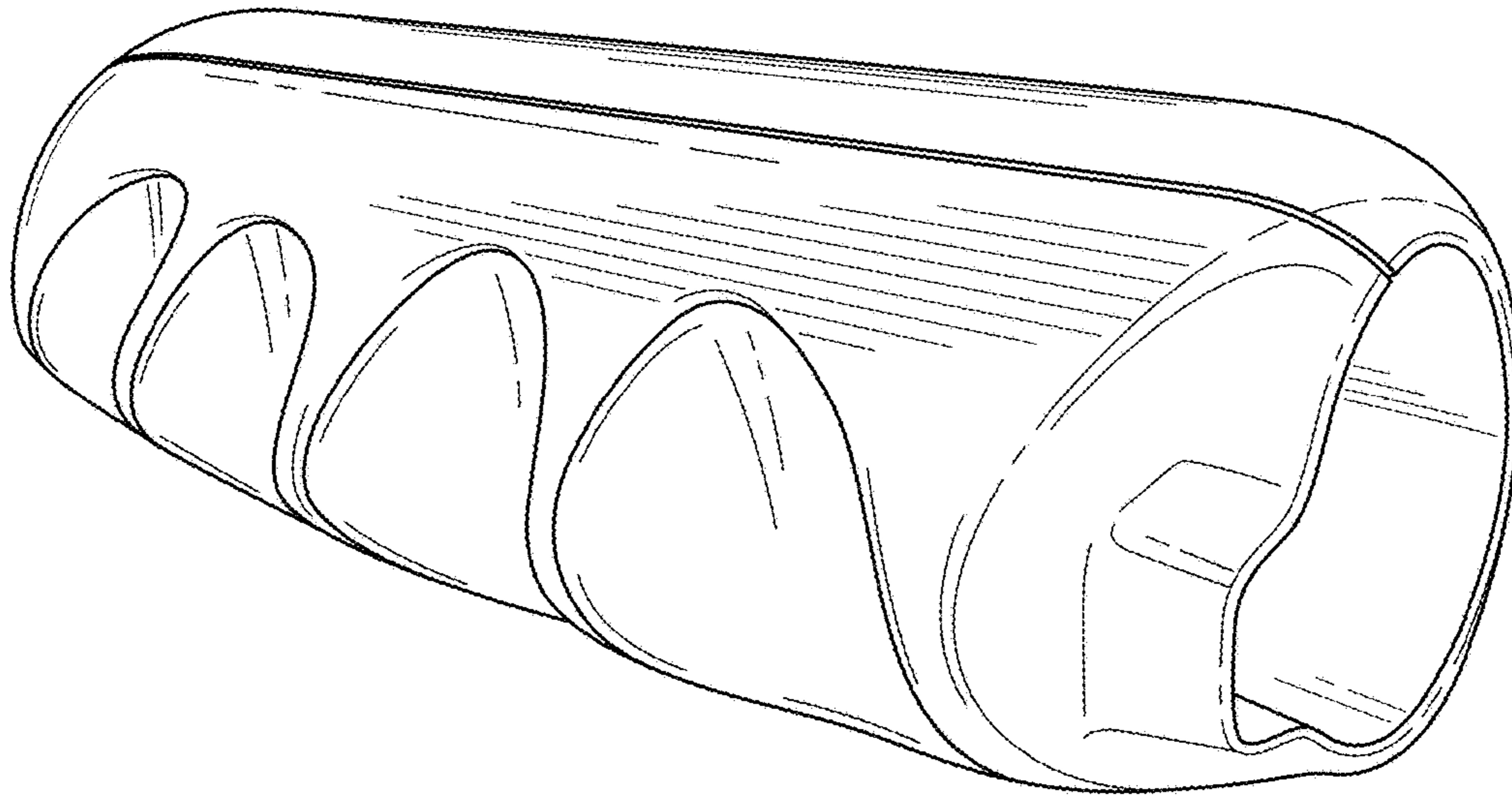


FIG. 1

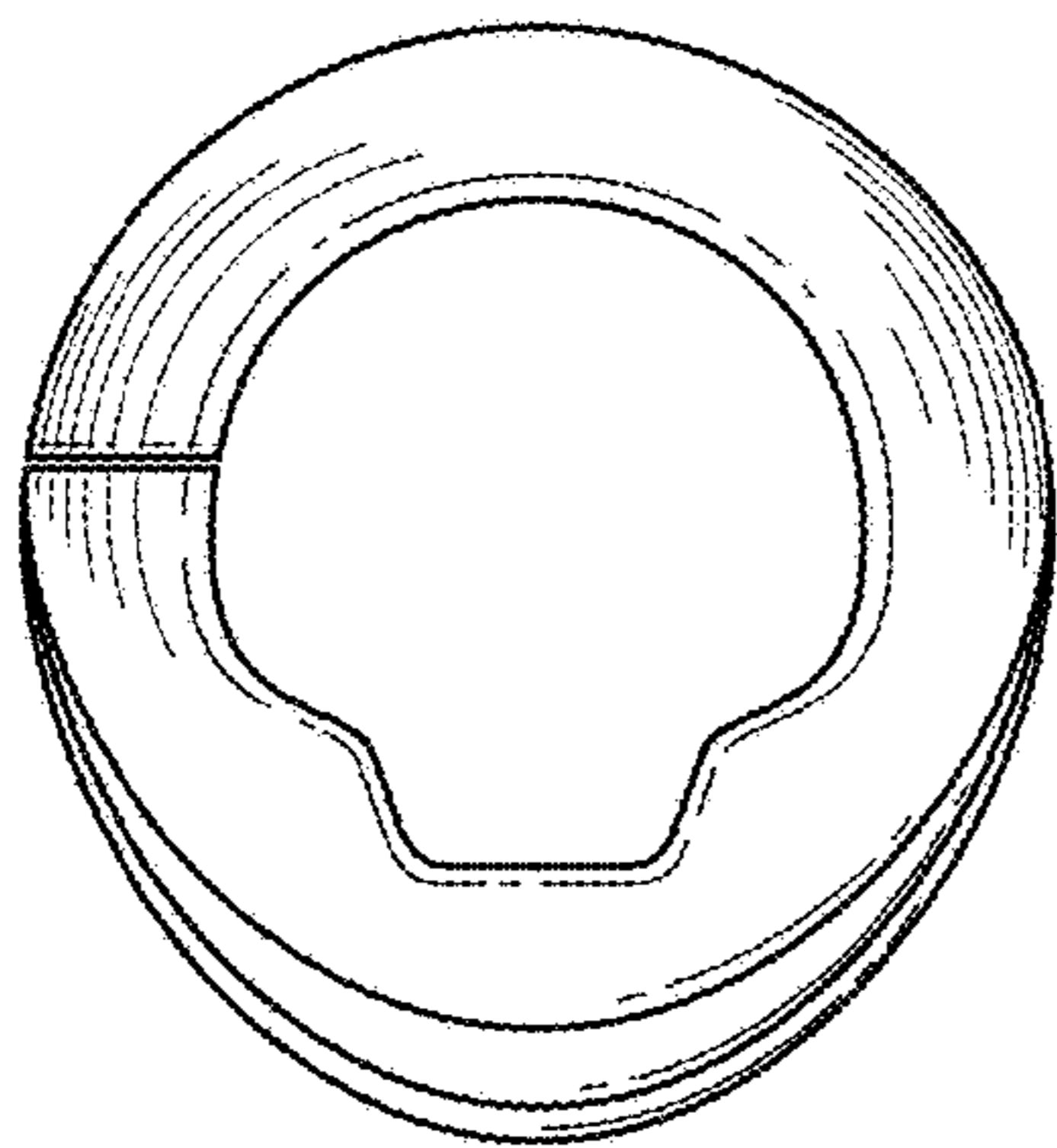


FIG. 2

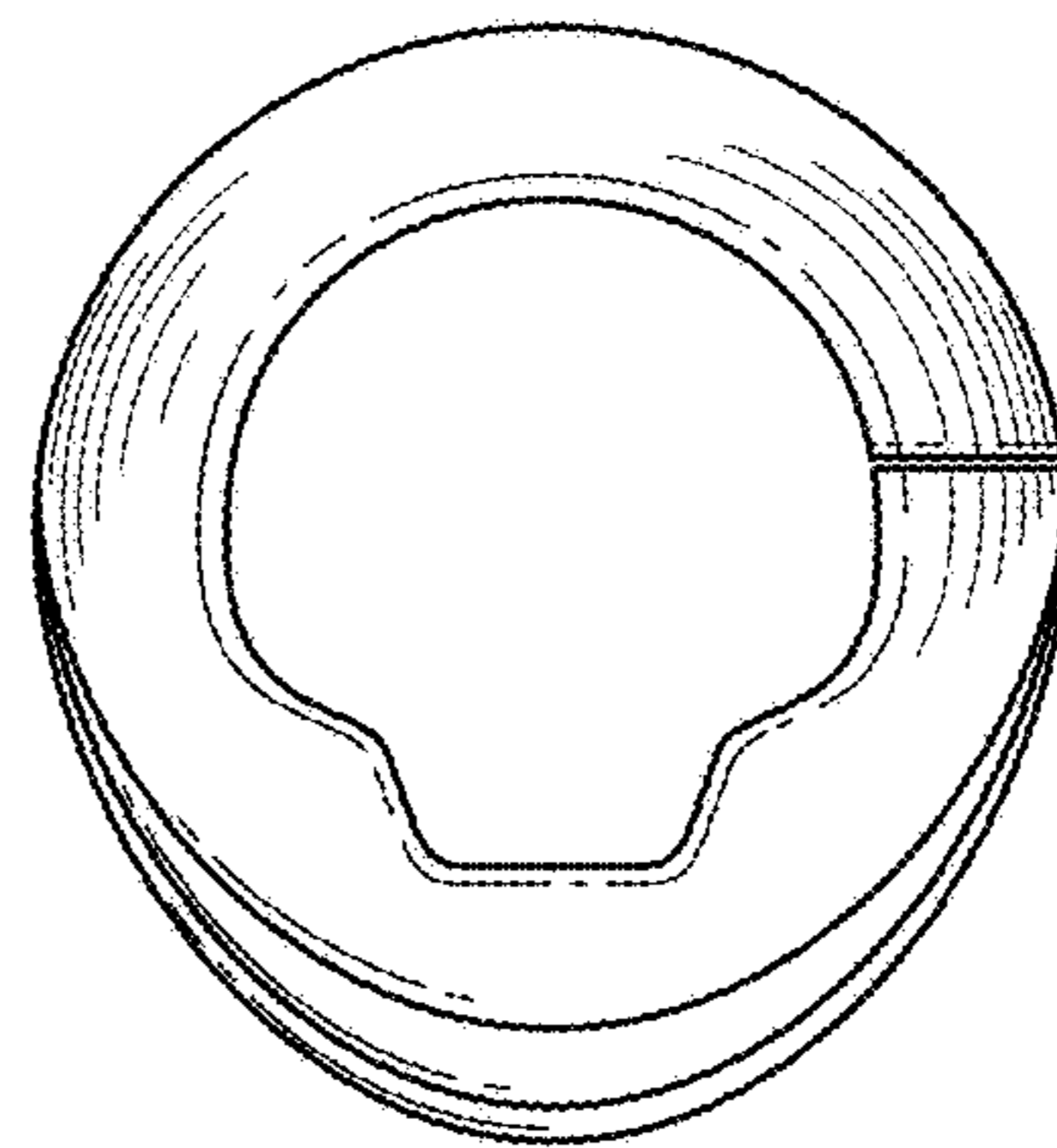


FIG. 3

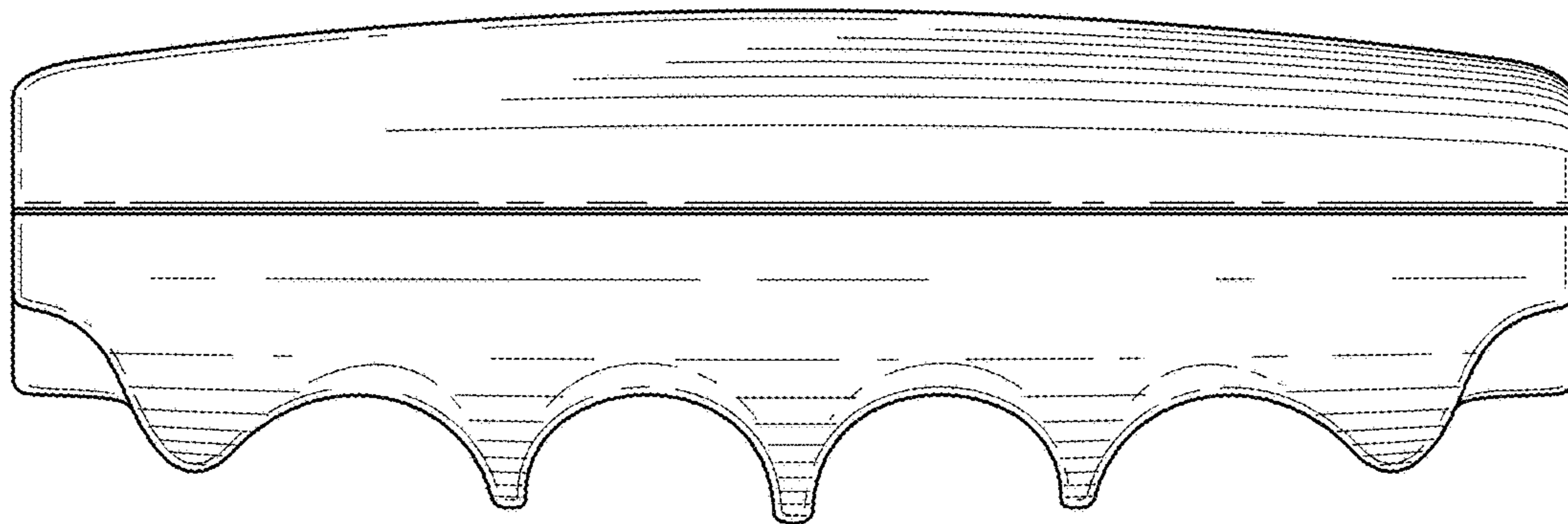


FIG. 4

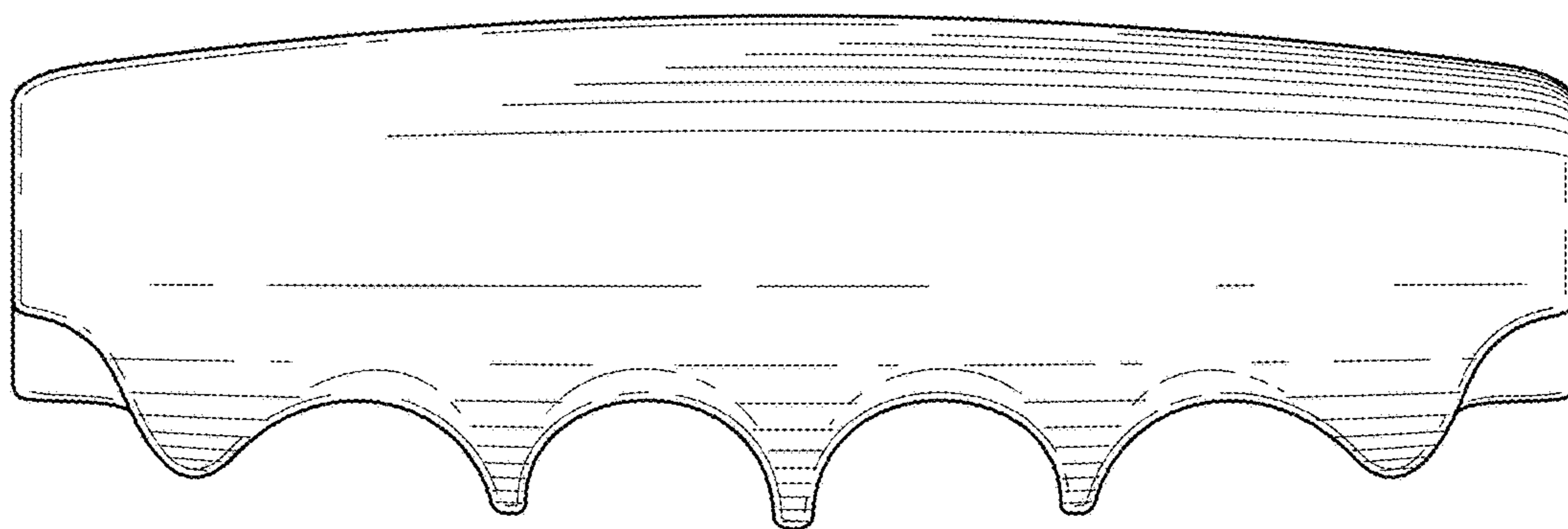


FIG. 5

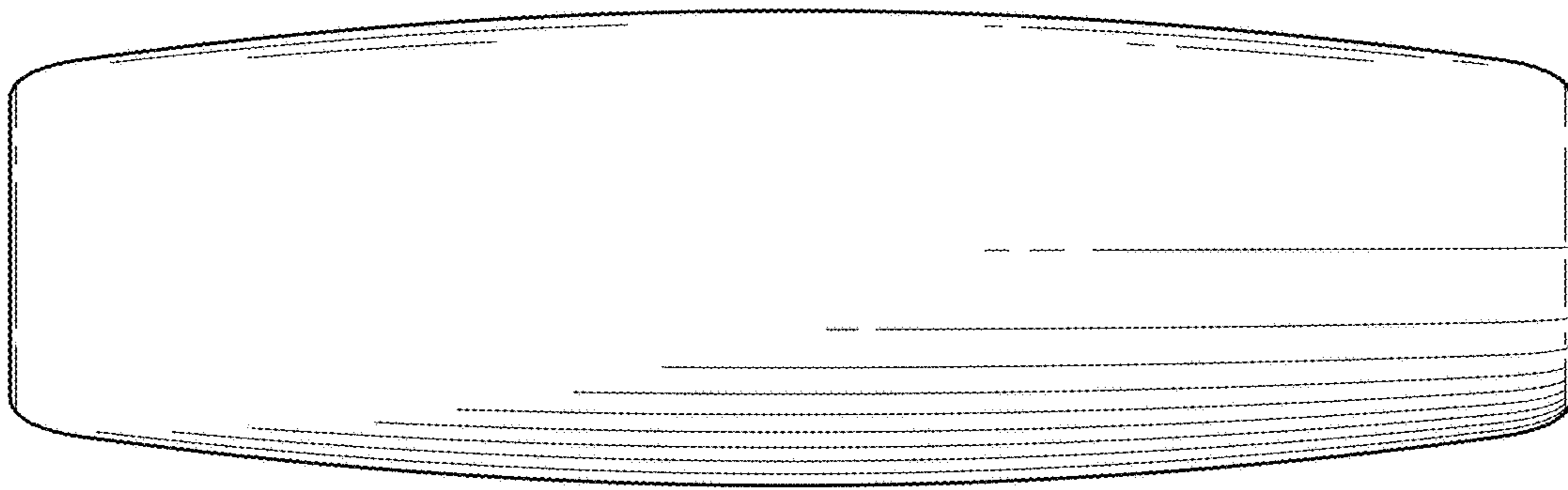


FIG. 6

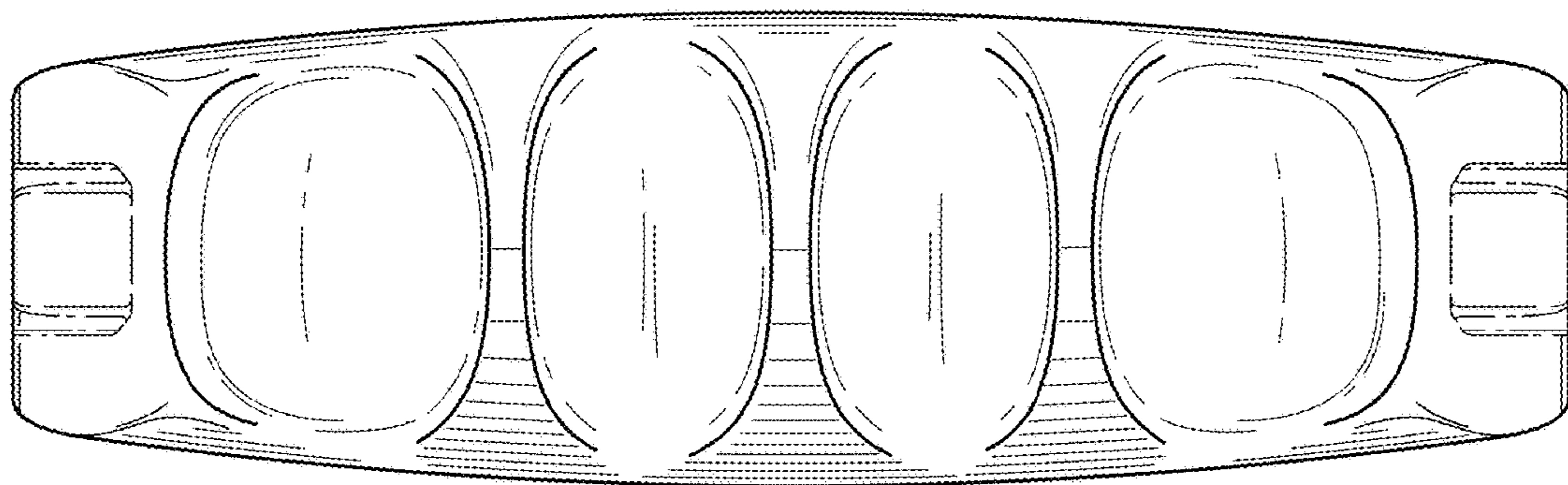


FIG. 7